

Dipole Interactions and Electrical Polarity in Nanosystems – the Clausius-Mossotti and Related Models

Philip B. Allen

Department of Applied Physics and Applied Mathematics
Columbia University, New York, NY 10032
and

Department of Physics and Astronomy
State University of New York, Stony Brook, NY 11794-3800

Abstract

Point polarizable molecules at fixed spatial positions have solvable electrostatic properties in classical approximation, the most familiar being the Clausius-Mossotti (CM) formula. This paper generalizes the model and imagines various applications to nanosystems. The behavior is worked out for a sequence of octahedral fragments of simple cubic crystals, and the crossover to the bulk CM law is found. The relation to fixed moment systems is discussed. The one-dimensional dipole stack is introduced as an important model system. The energy of interaction of parallel stacks is worked out, and clarifies the diverse behavior found in different crystal structures. It also suggests patterns of self-organization which polar molecules in solution might adopt. A sum rule on the stack interaction is found and tested. Stability of polarized states under thermal fluctuations is discussed, using the one-dimensional domain wall as an example. Enhanced polarity may occur by intentionally adding metallic coats to nanocrystals.

1 Introduction

Electrical polarity (neutral charge distributions with positive and negative charge centers separated in space), and in particular dipole moments, are ubiquitous in asymmetric molecules, and therefore no doubt very common in nanocrystals [1]. Systematic studies of polarity of nanocrystals are rare. Two primitive questions arise. (1) When can a nanosystem develop a spontaneous polarity, analogous to a bulk ferroelectric, i.e. reversible in a strong applied field, and how can this polarity be controlled [2]? A particularly fascinating example is the recent discovery [3] of spontaneous polarization in small clusters of Nb atoms at low temperature T . (2) What “permanent” moments occur, how stable are they in time, and how much fluctuation occurs within an ensemble of similarly prepared nanocrystals?

The venerable “Clausius-Mossotti model” (CM model, or CMM) [4, 5] provides a simple solvable picture of spontaneous polarity. Most of this paper consists of imagining possible applications of the CMM and working out some consequences in nanosystems. I define the CMM to mean a system of fixed points \vec{r}_i , each of which has a polarizability α_i . When an electric field $\vec{F}_{i,\text{tot}}$ appears at point i , it induces an electric dipole moment $\vec{\mu}_i = \alpha_i \vec{F}_{i,\text{tot}}$. Each such moment creates a dipole field. The sum of all such dipole fields is the induced field

$$\vec{F}_{i,\text{ind}} = \sum_{j \neq i} \frac{3\vec{R}_{ij}(\vec{R}_{ij} \cdot \vec{\mu}_j) - R_{ij}^2 \vec{\mu}_j}{R_{ij}^5} \quad (1)$$

and the total field is the sum of these plus the external field $\vec{F}_{i,\text{tot}} = \vec{F}_{i,\text{ext}} + \vec{F}_{i,\text{ind}}$. This problem requires self-consistency to find the answer for $\vec{\mu}_i$.

The limitation to induced moments and dipole-dipole interactions inhibits application of the CMM to real systems. However, by focusing on the dipole-dipole interaction, this model clarifies a difficult aspect of real polar systems, including systems with fixed moments.

2 The “Generalized Clausius-Mossotti Law” (CML)

The textbook version of the CML considers an infinite periodic medium with polarizable molecules sitting on equivalent sites of cubic symmetry. The result is that the total field \vec{F} at any molecular site is enhanced from the value \vec{F}_{ext} of the homogeneous applied field by an enhancement factor $f = (1 - 4\pi n\alpha/3)^{-1}$, where n is the number density of the molecules. Equivalently, α is enhanced to the value $f\alpha$ by the fields of the other dipoles. A good example is crystalline C_{60} which has weakly-coupled molecules of known [6] polarizability $\alpha=85\text{\AA}^3$ sitting on a face-centered cubic lattice of density $n=0.001406$ molecules/ \AA^3 . The enhancement factor is $f = 2.00$ and the dielectric constant [7] is $\epsilon_\infty = 1 + 4\pi n f \alpha = 4.0$. These independently measured values of the the vapor-phase property [6] α , and bulk-solid property [7] ϵ_∞ , provide an excellent confirmation of the CML. A derivation from microscopic response theory was given by Maksimov and Mazin [8].

Note that the enhancement factor f diverges to infinity when the polarizability increases to $\alpha_{\text{max}} = 3/4\pi n$, or alternately, the density increases to $n_{\text{max}} = 3/4\pi\alpha$. There is no known molecular crystal where this limit is reached, but C_{60} comes within a factor of 2. If the limit were reached, the material would enter a phase of spontaneous polarization. Actual solids which do polarize spontaneously [9, 10] are more complicated, but the CMM provides a useful simple toy system with the same property.

To derive a more general result, note that the dipole moments $\{\vec{\mu}_i\}$ or their Cartesian components $\{\mu_{i\alpha}\}$, obey a minimum principle. That is, they minimize the energy expression

$$\mathcal{E}_{\text{dip}}(\{\vec{\mu}_i\}) = \sum_i \left(\frac{\mu_i^2}{2\alpha} - \vec{\mu}_i \cdot \left(\frac{1}{2} \vec{F}_{i,\text{ind}} + \vec{F}_{i,\text{ext}} \right) \right). \quad (2)$$

The first term expresses the fact that it costs less to polarize a molecule when its polarizability is large. The factor of 1/2 in the second term avoids double counting the dipole-dipole interaction. The energy formula is a quadratic form, amenable to methods of linear algebra. It is helpful to use a vector space notation,

$$\mathcal{E}_{\text{dip}}(\{\vec{\mu}_i\}) = \frac{1}{2} \langle \mu | \frac{1}{\alpha} \hat{\mathbf{1}} - \mathbf{\Gamma} | \mu \rangle - \langle \mu | F_{\text{ext}} \rangle, \quad (3)$$

where the $3N$ -dimensional column vectors have been introduced:

$$|\mu\rangle = \begin{pmatrix} \mu_{1x} \\ \mu_{1y} \\ \vdots \\ \mu_{Nz} \end{pmatrix} \quad |F\rangle = \begin{pmatrix} F_{1x} \\ F_{1y} \\ \vdots \\ F_{Nz} \end{pmatrix}. \quad (4)$$

The $3N \times 3N$ -dimensional matrix Γ is the dipole-dipole interaction, defined by Eqn.(1), *i.e.* $|F_{\text{ind}}\rangle = \Gamma|\mu\rangle$, and has elements

$$\Gamma_{i\alpha,j\beta} = \frac{3R_{ij\alpha}R_{ij\beta} - \delta_{\alpha\beta}R_{ij}^2}{R_{ij}^5}. \quad (5)$$

The solution for the dipoles $\vec{\mu}_i$ which minimize the energy is

$$\vec{\mu}_i = \sum_j \left(\frac{1}{\alpha} \hat{\mathbf{1}} - \mathbf{\Gamma} \right)_{ij}^{-1} \vec{F}_{\text{ext},j} \quad (6)$$

This is the generalized Clausius-Mossotti law (CML), valid for arbitrary collections of polarizable neutral molecules [11]. For simplicity it is assumed that all molecules have the same polarizability. The generalization to multiple species is straightforward. The structure $\mu \approx f\alpha F_{\text{ext}}$ is evident. In sec. 4 it will be shown how the usual textbook CML follows from this formula in the appropriate limit.

It is interesting and useful to consider the eigenvalues γ and eigenvectors $|\gamma\rangle$ of the dipole-dipole interaction Γ :

$$\mathbf{\Gamma} = \sum_{\gamma} \gamma |\gamma\rangle\langle\gamma|. \quad (7)$$

In terms of these eigenstates, the generalized CML for the induced dipoles is

$$\vec{\mu}_i = \sum_{\gamma} \langle i | \left(\frac{1}{\alpha} - \gamma \right)^{-1} | \gamma \rangle \langle \gamma | \vec{F}_{\text{ext}} \rangle \quad (8)$$

In the usual case, the factors $(1/\alpha - \gamma)^{-1}$ are all positive finite numbers. The largest eigenvalue γ is less than the resistance $1/\alpha$ to polarization. Because the interaction Eq.(5) scales as $1/R^3$, the eigenvalues γ scale linearly with density n . If one imagines increasing the density of the system, leaving everything else fixed, eventually the largest eigenvalue γ_{max} exceeds $1/\alpha$ and the response is divergent. This signifies that a spontaneous polarization now occurs, with a pattern of polarization given by the corresponding eigenvector $|\gamma_{\text{max}}\rangle$.

3 Octahedral Fragments

How does the CMM describes the evolution from nanocrystal to bulk ferroelectric? Consider the sequence of octahedral fragments of a simple cubic lattice. The simplest fragment with a central molecule and six octahedral neighbors is shown in Fig. 1. Larger fragments have $N=25, 63, \dots$ molecules and retain the full cubic point symmetry. The largest eigenvalues of the dipole-dipole matrix have been computed numerically for these cases and are shown plotted versus a convenient reciprocal power of N in Fig. 1. The $N = \infty$ bulk limit is nearly achieved for 200-molecule clusters. For the infinite simple cubic crystal, the CML tells us that a ferroelectric instability occurs when $1/\alpha$ diminishes to $4\pi/3$. For fragments of the crystal, the critical value of $1/\alpha$ should surely be less than $4\pi/3$, increasing to this value as $N \rightarrow \infty$. Fig. 1 shows that there is a monotonic increase with N but that already by $N=25$ the largest eigenvalue exceeds the bulk CML value $4\pi/3$.

The reason for this unexpected result is that the *sc* structure prefers antiferro rather than ferro ordering when only dipole-dipole interactions are present. This was discovered by Luttinger and Tisza [12]. The next section elaborates, and Sec. 7 gives a simple way to calculate the preferred dipole ordering on a lattice. To confirm the antiferro preference, Fig.2 shows how the polarization directions evolve as the octahedral fragment enlarges toward the bulk limit.

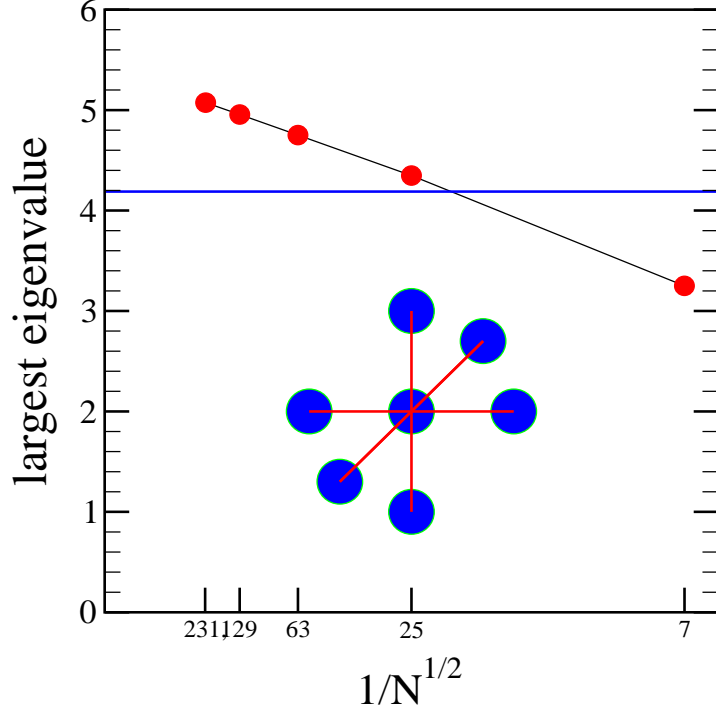


Figure 1: Largest eigenvalue of dipole-dipole matrix for octahedral fragments of a simple cubic lattice. Units are used where the density $n=1$. The smallest octahedral fragment with 7 molecules is shown. The horizontal line is the CM eigenvalue $4\pi/3$.

4 Bulk Clausius-Mossotti Law

Infinite periodic crystals have translational symmetry that permits computation of the eigenvalues and eigenvectors of the dipole-dipole matrix Γ . Specifically, the Floquet theorem says that eigenstates $|\gamma\rangle$ can be chosen to have the Bloch form $|\vec{k}\lambda\rangle$

$$\langle i\alpha|\vec{k}\lambda\rangle = e^{i\vec{k}\cdot\vec{R}_i}\epsilon_{\alpha}(\vec{k}\lambda)/\sqrt{N}, \quad (9)$$

where (for a one-atom cell) the eigenvector $\hat{e}(\vec{k}\lambda)$ is a 3-d unit vector, labeled by wavenumber \vec{k} and branch index λ . This eigenvector corresponds to eigenvalue $\gamma(\vec{k}\lambda)$ and satisfies

$$\Gamma_{\alpha\beta}(\vec{k})\epsilon_{\beta}(\vec{k}\lambda) = \gamma(\vec{k}\lambda)\epsilon_{\alpha}(\vec{k}\lambda), \quad (10)$$

where the 3×3 dipole-dipole matrix Γ is now in Fourier space,

$$\Gamma_{\alpha\beta}(\vec{k}) = \frac{1}{N} \sum_{i \neq j} e^{i\vec{k}\cdot(\vec{R}_i - \vec{R}_j)} \left(\nabla_{\alpha} \nabla_{\beta} \frac{1}{r} \right)_{\vec{r}=\vec{R}_i - \vec{R}_j}. \quad (11)$$

For the *sc* structure, the eigenvalues $\gamma(\vec{k}\lambda)$ are shown in Fig.3. The numerical calculation used the Ewald method to converge the sums [13]. The sum of the three eigenvalues (trace of the matrix $\Gamma_{\alpha\beta}(\vec{k})$) is 0, independent of \vec{k} . This is because $\nabla^2(1/r)$ is 0 everywhere except at $r = 0$ and the $\vec{R}_i = \vec{R}_j$ term is omitted from Eq.(11). The same dispersion curve shown in Fig.3 has a different interpretation in phonon physics. By a change the sign and an additive constant $4\pi/3$, these become the curves of squared frequencies of vibration of the Coulomb lattice of unit point charges. These are the “bare phonons” encountered in older approaches to the theory of phonons in metals [14]. The fact that the eigenvalue at the Γ point ($\vec{k} = 0$) is not the extreme eigenvalue in *sc* structure corresponds to a linear instability of the

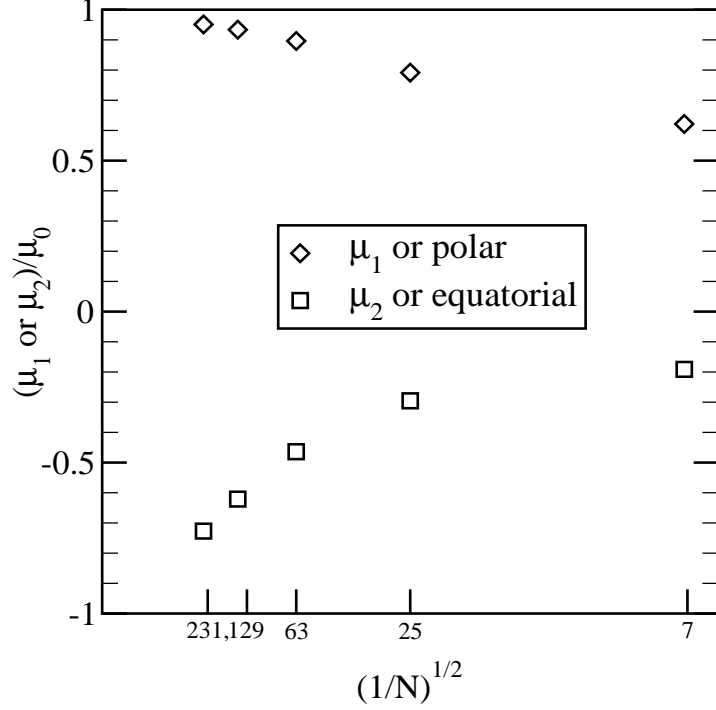


Figure 2: Eigenvector properties corresponding to the largest eigenvalue of the dipole-dipole matrix for octahedral fragments of a simple cubic lattice. The “polar” sites (immediately above and below the central z -polarized site with polarization $\mu = 1$) have their polarization parallel and evolving toward 1 at large N . The “equatorial” sites (four sites surrounding the central site in the xy plane) have their polarization antiparallel and evolving toward -1.

Coulomb lattice in sc structure. Conversely, the fact that the $\vec{k} = 0$ eigenvalue γ is maximal in fcc and bcc structures corresponds to linear stability of the Coulomb lattice in these structures.

The Clausius-Mossotti formula ($\mu_i = f\alpha\vec{F}_{\text{ext}}$ with $1/f = 1 - 4\pi n\alpha/3$) can be obtained from these results. The external field is homogeneous, so only eigenvectors $|\gamma\rangle$ corresponding to $\vec{k} = 0$ can couple in Eqn.(8). Then from Eq.(8) we get

$$\mu_i = \sum_{\lambda=1}^3 \left(\frac{1}{\alpha} - \gamma(\vec{k} = 0, \lambda) \right)^{-1} (\hat{e}(\vec{k} = 0, \lambda) \cdot \vec{F}_{\text{ext}}) \hat{e}(\vec{k} = 0, \lambda). \quad (12)$$

Thus it is needed that all three eigenvalues $\gamma(\vec{k} = 0, \lambda)$ should be $4\pi n/3$. Two eigenvalues indeed agree with this, but consistent with summing to zero, the third eigenvalue is $-8\pi n/3$. The corresponding eigenvector $\hat{e}(\vec{k} = 0, \lambda)$ is “longitudinal,” that is, it pointed along \vec{k} before the $\vec{k} \rightarrow 0$ limit was taken. Longitudinal fields suffer depolarization which transverse fields avoid. A longitudinal field is created by a parallel plate capacitor applied to a block of dielectric. The “external” field is related to the classical macroscopic field \vec{F} by $\vec{F}_{\text{ext}} = \vec{F} + 4\pi\vec{P}$ and the polarization density \vec{P} is $n\vec{\mu}$. Thus for a longitudinal field, Eq.(12) is the same as

$$\vec{\mu} = \left(\frac{1}{\alpha} + \frac{8\pi n}{3} \right)^{-1} (\vec{F} + 4\pi n\vec{\mu}). \quad (13)$$

This is equivalent to $\vec{\mu} = f\alpha\vec{F}$, which is the correct Clausius-Mossotti law for a macroscopic sample.

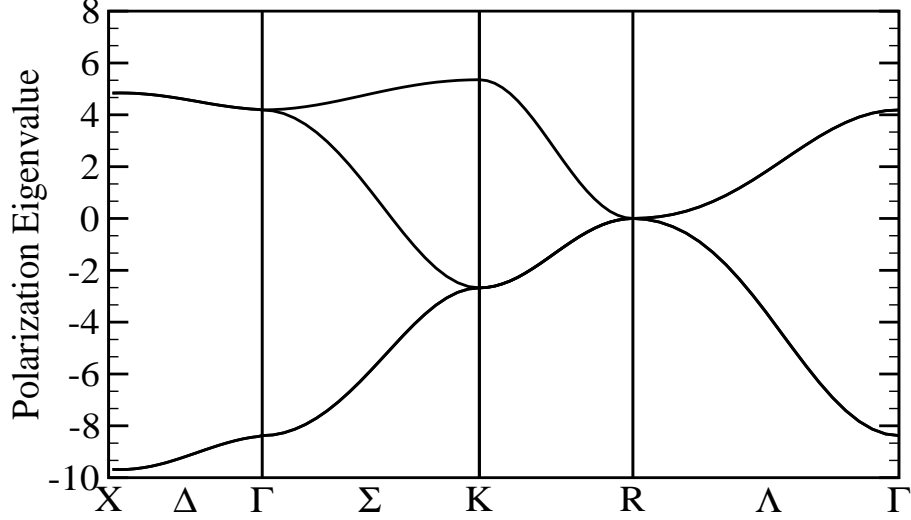


Figure 3: Wavevector dependence of the eigenvalues $\gamma(\vec{k}\lambda)$ of the dipole-dipole operator computed for the simple cubic structure, in units where $n = 1/a^3 = 1$. Note that the largest eigenvalue is at $K = (\pi, \pi, 0)$. At $\Gamma = (0, 0, 0)$, the eigenvalues are $4\pi/3$ (the Clausius-Mossotti value, doubly degenerate) and $-8\pi/3$ (singly degenerate).

5 Fixed rather than Induced Moments

The CMM refers to a system of polarizable molecules whose induced dipoles $\vec{\mu}_i$ minimize the energy Eq.(3). If spontaneous moments are just barely stable in no applied field, the solution is $\mu_{i\alpha} \propto i\alpha|\gamma_{\max}\rangle$, where $|\gamma_{\max}\rangle$ is the eigenvector of Γ with largest eigenvalue. The proportionality constant is determined by higher order terms.

Another model, more in touch with chemical reality, has molecules with moments $\vec{\mu}_i$ fixed in magnitude ($|\vec{\mu}_i| = \mu_0$) but free to choose their spatial orientation. The ground-state moment configuration then minimizes Eq.(3), except with the resistance $1/\alpha$ to polarization set to zero, and with the N constraints $|\vec{\mu}_i| = \mu_0$. In general, this is a difficult algebraic problem. However, suppose the eigenvector $|\gamma_{\max}\rangle$ has the property that $|\vec{\mu}_i| = \mu_0$ where $\mu_{i\alpha} \propto i\alpha|\gamma_{\max}\rangle$. For example, an infinite system with perfect ferroelectricity or simple antiferroelectricity has this property (each moment has the same magnitude.) Then this also must provide the ground state of the fixed moment problem. As a magnetic example (magnetic and electric fixed moments obey the same dipole-dipole laws), White *et al.* [15] studied crystals of hydrated rare-earth phosphomolybdates. The magnetic moments of the rare-earth ions (located on a diamond-structure sublattice) are fixed by Hund's rules but sufficiently separated from each other that interatomic exchange is ignorable. Then the magnetic order (seen below an ordering temperatures ≤ 50 mK) is determined by dipole-dipole interactions, and has been measured. The magnetic order is antiferromagnetic, much like the result of Sec. 3. for *sc* structure, except the order is more interesting in diamond structure. As explanation, the authors computed the largest antiferromagnetic eigenvalue of the matrix Γ and showed that for diamond structure (and also for *sc* but not for *bcc* or *fcc*) this eigenvalue exceeds the ferromagnetic (CM) eigenvalue $4\pi n/3$. Their calculation is the $N \rightarrow \infty$ limit of Fig.(1).

In general, as illustrated in Fig. 2, but unlike the bulk examples just discussed, the vector $|\gamma_{\max}\rangle$ with largest eigenvalue of Γ does **not** have all moments $\mu_{i\alpha} \propto i\alpha|\gamma_{\max}\rangle$ equal in magnitude, and thus does not solve the problem of finding the most favorable alignment of fixed dipole moments. In what sense is the solution of the fixed dipole problem $\{\vec{\mu}_i\}$ “close” to the unconstrained solution given by $|\gamma_{\max}\rangle$? It is required to minimize the dipole energy $-\langle \mu|\Gamma|\mu \rangle/2$ plus constraint terms $\lambda_i \mu_i^2/2$. The solution depends on the Lagrange multipliers (LM) λ_i which are then varied until the constraints $\mu_i^2 = \text{const}$ are satisfied. There are N moments $\vec{\mu}_i$, but only $N - 1$ constraints, because the constant value of μ_i^2 is arbitrary since the problem is linear. The minimization can be formulated as a “generalized Hermitean eigenvalue problem.” The N LM's define a vector $\vec{\lambda}$ in the N -dimensional LM space. Write

this as $\vec{\lambda} = \lambda \hat{c}$ where the components c_i of \hat{c} are normalized by $\sum c_i^2 = N$. Also write $\mu_i^2 = \langle \mu | P_i | \mu \rangle$ where P_i is a projection operator onto the 3-vector space of the i -th moment $\vec{\mu}_i$. Then the formal solution of the minimization problem is

$$\Gamma |\mu \rangle - \lambda P(\hat{c}) |\mu \rangle = 0 \quad (14)$$

where the Hermitean operator $P(\hat{c}) \equiv \sum c_i P_i$ is the sum of projection operators. The normalized vector \hat{c} defines a “ray” in LM space. There is one special ray \hat{c}_0 , where $c_i = 1$ for all i , so that $P(\hat{c}_0)$ is the unit operator. For this special case, Eq.(14) is the ordinary eigenvalue equation for Γ . For other rays, as long as no component c_i is zero, P is invertible and Eq.(14) is a generalized Hermitean eigenvalue equation. The N eigenvalues λ_κ depend on the direction \hat{c} of the ray, and define N surfaces $\vec{\lambda} = \lambda_\kappa(\hat{c})\hat{c}$ in LM space. Each surface κ intersects the special ray at distance γ_κ , where γ_κ is an ordinary eigenvalue of Γ .

All that has been accomplished so far is that the eigenvalue problem for Γ has been generalized to an infinite family of eigenvalue problems, one for each ray \hat{c} in LM space. Now we have to find the optimal solution $|\mu \rangle$ which minimizes dipole energy with fixed components $\mu_i = \mu$. The $N - 1$ constraints $\mu_i^2 = \text{const}$ will be satisfied along 1-dimensional lines in LM space. These lines will puncture each surface κ at isolated points. The optimal solution occurs at such a point, on the surface which passes through $\gamma_{\text{max}}\hat{c}_0$, that is, on the surface which evolves from the solution of the unconstrained problem. This suggests an algorithm. First find the optimal solution $|\gamma_{\text{max}} \rangle$ of the unconstrained problem. Then find the nearby eigenvalue $\lambda_{\text{max}} \approx \gamma_{\text{max}}$ and corresponding eigenvector $|\lambda_{\text{max}} \rangle$ of the generalized problem for rays \hat{c} near the special ray \hat{c}_0 . Wander stepwise through nearby rays guided by the demand that the components $\vec{\mu}_i = P_i |\lambda_{\text{max}} \rangle$ of the maximal eigenvector should evolve toward equality. This should provide an efficient iterative solution of the fixed moment problem.

6 1-Dimensional Dipole Stack

Polar molecules in solution may tend to self-organize into structures which optimize dipole-dipole interactions. The simplest such arrangement is dipoles aligned in a linear fashion. This provides only one of many reasons for considering one-dimensional arrays and their interactions with each other (the subject of the subsequent section.)

Consider a one-dimensional stack of dipoles, with repeat distance b . For simplicity, think of them as permanent rather than induced moments, with identical magnitudes. Let each moment $\vec{\mu}$ point along the stack axis, chosen as the z axis. The total interaction energy is

$$\begin{aligned} U_{\text{tot}} &= \frac{\mu^2}{2} \sum_{i \neq j}^N \frac{-2}{|z_{ij}|^3} \\ &= \frac{-2\mu^2}{b^3} \left[\frac{N-1}{1^3} + \frac{N-2}{2^3} + \frac{N-3}{3^3} + \cdots + \frac{1}{(N-1)^3} \right] \\ &= \frac{-2\mu^2}{b^3} \left[N\zeta(3) - \zeta(2) + \frac{1}{N-1/2} + \cdots \right] \end{aligned}$$

Thus adding a molecule to the stack gains energy $2\zeta(3)\mu^2/b^3$ where ζ is the Riemann ζ -function and $\zeta(3)$ has the numerical value 1.202057. ... Breaking a stack into two smaller stacks creates two new surface points, each costing energy $(\mu^2/b^3)\zeta(2)$.

If the molecules are instead polarizable (with zero fixed moment) then the stack will spontaneously polarize when the energy gain exceeds the cost $\mu^2/2\alpha$, that is, when $1/\alpha$ is less than $4\zeta(3)/b^3$. One should ask if this situation is thermodynamically stable. For example, how much does it cost to rotate the direction of $\vec{\mu}$ away from the stack axis? How much does it cost to create a defect, for example, a stacking fault where the direction of $\vec{\mu}$ changes at the fault?

For the octahedral fragments considered in Sec. 3, cubic point symmetry has the consequence that until terms of higher order are considered, there is no preference for any particular direction of $\vec{\mu}$. There is no anisotropy energy, so the ordered moment lacks a permanent direction in space. A collection of such nanoparticles would be called a “superparaelectric,” the analog of a “superparamagnet.” For the 1-d stack, this is no longer the case. Cubic symmetry is maximally broken, and it costs $3\zeta(3)\sin^2(\theta)\mu^2/b^3$ per molecule to rotate all dipoles. The anisotropy energy is very large.

On the other hand, it is a well-known property of ordered states in one dimension that domain wall defects destroy long-range order. We can estimate the cost of a domain wall as follows. An absolutely abrupt boundary, where induced moments have their full positive value on one side of the boundary between two molecules, and their full negative value on the other side, costs energy $4\zeta(2)\mu^2/b^3$ in lost dipole-dipole attraction. A more gradual case is an abrupt boundary on the site of a molecule. This loses the same amount of dipole-dipole attraction but there is a savings $\mu^2/2\alpha$ since one molecule is unpolarized, making this domain wall structure more favorable. More gradual boundaries become lower in energy when the polarizability is diminished.

Domain-wall defects will always be thermally excited except in shorter chains at lower temperature. The number of thermally excited domain walls is $N \exp(-\Delta/k_B T)$ where Δ is the energy to create a domain wall. If stacks organize into bundles, domain walls become correspondingly larger in area and harder to excite thermally. The system should evolve rapidly into a ferroelectric.

7 Interacting Parallel Stacks

There is an interesting and important interaction between two parallel stacks of fixed dipoles. Consider the case of infinite stacks (vertical separation of moments is b), where each moment is vertical (along the stack) and the two stacks are identical and parallel. Then it is obvious that the interaction is a periodic function of the vertical offset y with period b . It turns out that the interaction is strictly oscillatory with no constant component (in powers of $\exp(i2\pi y/b)$) and decays exponentially (as $\exp(-2\pi x/b)$) with horizontal separation x .

The stack-stack interaction (per molecule) is

$$U_{ss} = \frac{\mu^2}{b^3} \sum_{n=-\infty}^{\infty} \frac{1}{[x^2 + (nb - y)^2]^{3/2}} \left[1 - \frac{3(nb - y)^2}{x^2 + (nb - y)^2} \right]. \quad (15)$$

This is also the interaction energy between a single infinite stack and a single z -oriented dipole at (x, y) . At large separations x we can use the continuum approximation of a constant linear dipole density μ/b along the stack. Then the stack is electrostatically equivalent to charges $\pm\mu/b$ on the ends of the stacks which are infinitely removed from the observation point. Therefore at large separations the electric field and the interaction are zero. Any non-zero remainder (contained in Eq.(15) derives from the graininess of the dipole density.

To derive an asymptotic formula for the interaction, use the Poisson sum formula

$$\sum_{n=-\infty}^{\infty} f(in) = \frac{1}{2i} \int_C dz \coth(\pi z) f(z). \quad (16)$$

The contour in the complex z -plane surrounds the imaginary axis where $\coth(\pi z)$ has poles at $z = in$. Rewrite the summand of Eq.(15) as $-d^2/dy^2 [x^2 + (nb - y)^2]^{-1/2}$. After bending the contour around suitable branch cuts, the dimensionless interaction is

$$\frac{U_{ss}}{\mu^2/b^3} = u_{ss} \left(\frac{x}{b}, \frac{y}{b} \right) = -2 \frac{d^2}{d(y/b)^2} \int_{x/b}^{\infty} \frac{du}{\sqrt{u^2 - (x/b)^2}} \frac{\sinh(2\pi u)}{\cosh(2\pi u) - \cos(2\pi y/b)} \quad (17)$$

From this exact representation, extract the leading term in the asymptotic expansion in powers $\exp(2\pi n x/b)$ and $(x/b)^{-m-1/2}$,

$$u_{ss} \left(\frac{x}{b}, \frac{y}{b} \right) \approx 8\pi^2 \cos(2\pi y/b) \frac{e^{-2\pi x/b}}{\sqrt{x/b}}. \quad (18)$$

An understanding of formulas like this dates back to Madelung [16]. Because of y -periodicity, the electrostatic potential $\phi(x, y)$ can be expanded as $\sum C_\ell f_\ell(x) \exp(2\pi i \ell y/b)$. Madelung points out that Poisson's equation demands that $f_\ell(x)$ be the Hankel function $K_0(2\pi \ell x/b)$. The absence of the constant ($\ell = 0$) term from the sum follows from the charge neutrality of the stack. The asymptotic behavior of $K_0(t)$ is $\exp(-t)\sqrt{\pi/2t}$. In Figs.4 and 5, the exact and the asymptotic version of the interaction are compared. They agree to within $\pm 15\%$ for $(x/b) = 0.5$ and to within $\pm 2\%$ at $(x/b) = 1$.

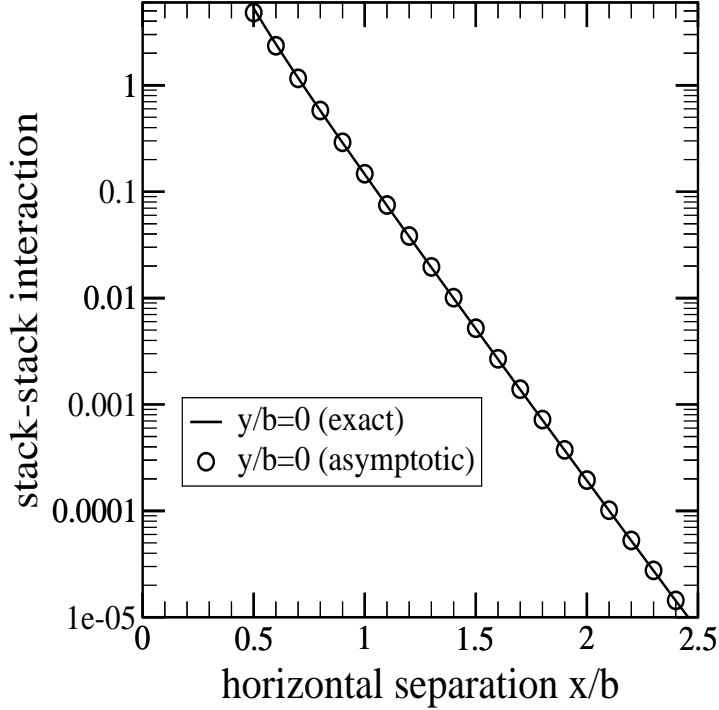


Figure 4: Stack-stack interaction between two identical stacks of fixed dipoles μ separated along the stack by distance b . The stacks are separated horizontally by distance x shown horizontally in units of b . The vertical offset y is zero. The interaction is in units μ^2/b^3 . The solid line is computed numerically from Eq.(15) and the circles are the first term, Eq.(18) in the asymptotic expansion.

The oscillation in u_{ss} as a function of y/b shown in Fig.5 has interesting consequences. When adjacent stacks have zero offset (as happens in the *sc* crystal structure), their moments $\vec{\mu}$ prefer to be antiparallel, as was already seen for the octahedral fragments in Sec. 3. When adjacent stacks have a full offset $y/b = 0.5$, their moments prefer to be parallel, which is known to be the preference in the *bcc* and *fcc* crystal structures. A triangular packing of adjacent stacks has “frustrated” interactions. If the offset is zero, then some nearest neighbor interactions are necessarily repulsive no matter what orientations of $\vec{\mu}$ are chosen. It is shown below that ferroelectric order with an alternating offset of $\pm 1/3$ gives the best solution when $x = 2\sqrt{2}b/3$, and probably for a wide range of x .

The Clausius-Mossotti formula provides a sum-rule on stack-stack interactions. The CM formula is equivalent to the statement that the dipole-dipole interaction energy for a cubic arrangement of dipoles, all oriented in the same direction, is $-\gamma_{CM}\mu^2/2$ per molecule, and the Clausius-Mossotti eigenvalue γ_{CM} is $4\pi n/3$. All crystal structures can be viewed as parallel stacks of molecules. The total dipole-dipole energy can thus be computed as the energy per molecule in a stack, plus the energy per molecule of stack-stack interactions. Set these two versions of the total energy equal to each other, divide out μ^2 , and multiply by the volume of a cube whose edge length is the periodicity b on the stack. Define $\nu = nb^3$. Then the dimensionless energy equation is

$$-\frac{2\pi\nu}{3} = -2\zeta(3) + \frac{1}{2} \sum_{j \neq 0}^{\text{stacks}} u_{ss} \left(\frac{x_j}{b}, \frac{y_j}{b} \right) \quad (\text{cubic structures}) \quad (19)$$

Because the stack-stack interaction decays rapidly with separation, the dipole-dipole energy comes from the single stack energy $-2\zeta(3) = -2.4041$ plus near neighbor stack interactions (the last term in Eq.(19, with a factor of 1/2 to avoid double counting.) This is demonstrated to be true in tables 1,2, and 3. For each crystal structure, there is more than one simple axis which can be chosen as a stack axis. In *bcc* structure (111)-oriented stacks are a favorable choice relative to (100) orientation because the spacing of molecules is closer ($b = \sqrt{3}a/2$ instead of a); (110) stacks are best for both diamond and

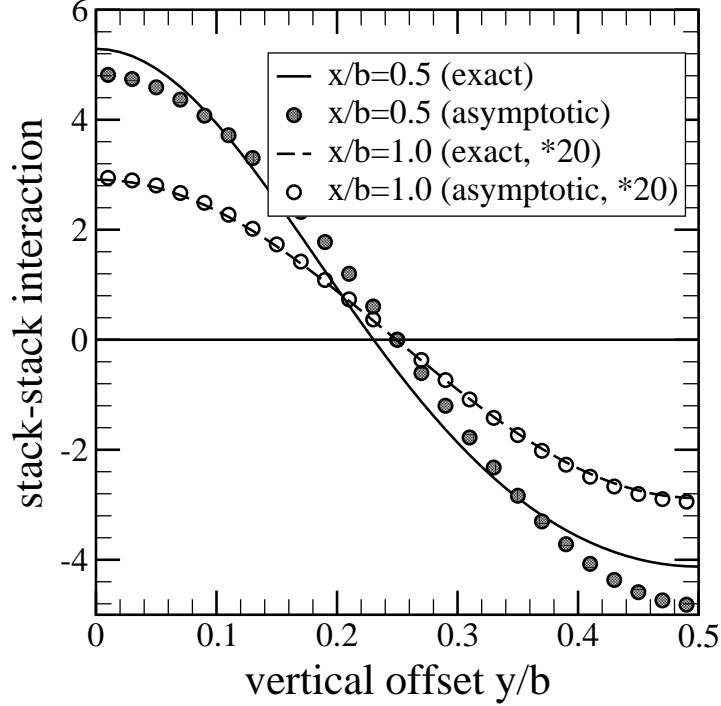


Figure 5: Stack-stack interaction between two identical stacks of fixed dipoles μ separated along the stack by distance b . The stacks are separated horizontally by distance $x/b = 0.5$ (solid line and filled circles) or by distance $x/b = 1.0$ (dashed line and open circles). The vertical offset y/b is shown horizontally. The interaction is in units μ^2/b^3 . Note that the $x = b$ interaction is shown after multiplication by 20.

fcc structures, while (100) stacks are best in *sc* structure. The sum rule applies for any consistent choice of stacks. First-neighbor interactions converge the sum rule to better than 1% for *sc* (100) and *bcc* (111) stacks, and *fcc* requires only second-neighbor interactions in either (100) or (110) orientations. It is easily seen how the *sc* structure lowers its dipole energy by switching orientation of first-neighbor (100) stacks. For diamond, although (110) stacks give only a small improvement in convergence, they allow a better understanding of the antiferroelectric solution which gives the largest eigenvalue γ . Each (110) stack has one very close neighbor with offset $y/b = 1/2$ which makes a strong ferroelectric bond, and two next neighbors with zero offset which would prefer to be antiferroelectrically oriented.

Solutions of polar molecules of ellipsoidal shape may self-organize into hexagonal arrays of stacks. Therefore it is interesting to look at the cubic structures from this point of view. In diamond structure, (111) stacks are dimerized (alternate spacings of $\sqrt{3}a/4$ and $3\sqrt{3}a/4$ occur) so it cannot be analyzed with simple (111) stacks. The other cubic structures can be analyzed as hexagonally packed (111) stacks. For *bcc*, the period $b = \sqrt{3}a/2$ along (111) is close compared to the separation between stacks, which therefore interact only weakly. The *sc* structure is intermediate, with half as large a transverse stack separation relative to along-stack periodicity. The *fcc* structure has four times as dense a hexagonal array as *sc*, or half again as large a transverse separation relative to periodicity, leading to very strong stack-stack interactions. In all cases, the “frustration” problem is solved in the same way. The six first-neighbor stacks that surround a central stack are offset alternately by $\pm 1/3$, such that ferroelectric alignment is preferred by all first-neighbor pairs. For both *fcc* and *bcc* structures, this ferroelectric alignment is optimal. However, for the intermediate case of *sc* structure, a lower energy solution tilts the axis of polarization of molecules along (111) stacks alternately to $\pm(100)$. The staggered hexagonal ferroelectric pattern of organization might be relevant to liquid phase self-assembly problems if molecules have prolate ellipsoidal shapes and moments parallel to the axis, or spherical shapes. This assumes that no other interaction would prefer some other vertical offset not equal to $1/3$. For oblate molecules with moments parallel to the axis, more complicated solutions like the antiferroelectric *sc* structure may be favored. For

very oblate molecules, neighboring stacks would be too far separated to interact significantly.

structure	ν	$\frac{-2\pi\nu}{3} + 2\zeta(3)$	x_j	y_j	M_j	$\frac{1}{2}M_j u_{ss}(x_j, y_j)$
sc	1	0.3097	1	0	4	0.2910
bcc	2	-1.7847	$\frac{1}{\sqrt{2}}$	$\frac{1}{2}$	4	-2.0822
			1	0	4	0.2910
			$\Sigma = -1.7912$			
fcc	4	-5.9735	$\frac{1}{2}$	$\frac{1}{2}$	4	-8.2484
			$\frac{1}{\sqrt{2}}$	0	4	2.2272
			$\Sigma = -6.0212$			
diamond	8	-14.3510	$\frac{1}{2\sqrt{2}}$	$\frac{1}{4}$	4	-8.3287
			$\frac{1}{2}$	$\frac{1}{2}$	4	-8.2484
			$\frac{1}{2}$	0	4	2.2272
			$\frac{\sqrt{2}}{4}$	$\frac{1}{4}$	8	-0.0481
			1	0	4	0.2910
			$\frac{3}{2\sqrt{2}}$	$\frac{1}{4}$	4	-0.0007
			$\frac{\sqrt{5}}{2}$	$\frac{1}{2}$	8	-0.2606
			$\Sigma = -14.3683$			

Table. 1 Sum rule satisfaction for cubic crystals where the stacks have period $b = a$ along a cube axis, and dipoles are oriented along the same axis. ν is the number of molecules in a cube of edge b . M_j is the multiplicity of the j -th set of neighboring stacks.

structure	ν	$\frac{-2\pi\nu}{3} + 2\zeta(3)$	x_j	y_j	M_j	$\frac{1}{2}M_j u_{ss}(x_j, y_j)$
fcc	$\sqrt{2}$	-0.5578	$\frac{\sqrt{3}}{2}$	$\frac{1}{2}$	4	-0.7110
			1	0	2	0.1455
			$\Sigma = -0.5655$			
diamond	$2\sqrt{2}$	-3.5196	$\frac{1}{2\sqrt{2}}$	$\frac{1}{2}$	1	-5.0847
			$\frac{\sqrt{6}}{4}$	0	2	2.2235
			$\frac{\sqrt{3}}{2}$	$\frac{1}{2}$	4	-0.7710
			1	0	2	0.1455
			$\frac{3\sqrt{2}}{4}$	$\frac{1}{2}$	3	-0.1436
			$\frac{\sqrt{22}}{4}$	0	2	0.0454
			$\Sigma = -3.5249$			

Table. 2 Sum rule satisfaction for cubic crystals where the stacks have period $b = a/\sqrt{2}$ along a cube face diagonal. ν is the number of molecules in a cube of edge b .

structure	ν	$\frac{-2\pi\nu}{3} + 2\zeta(3)$	x_j	y_j	M_j	$\frac{1}{2}M_j u_{ss}(x_j, y_j)$
bcc	$\frac{3\sqrt{3}}{4}$	-0.3166	$\sqrt{8/9}$	$\frac{1}{3}$	6	-0.3224
sc	$3\sqrt{3}$	-8.4787	$\sqrt{2/9}$	$\frac{1}{3}$	6	-9.6448
			$\sqrt{6/9}$	0	6	1.5423
			$\sqrt{8/9}$	$\frac{1}{3}$	6	-0.3224
			$\sqrt{14/9}$	$\frac{1}{3}$	12	-0.0826

Table. 3 Sum rule satisfaction for cubic crystals where the stacks have period $b = \sqrt{3}a/2$ (*bcc*) and $b = \sqrt{3}a$ (*sc*) along a cube body diagonal. ν is the number of molecules in a cube of edge b . The sum rule is satisfied to similar accuracy for *fcc* structure with (111) stacks only when stacks out to 12th neighbors are summed.

8 Metallic Coats

The CMM focusses on a single aspect of the physics of electrical polarity in nanosystems, namely dipole-dipole interactions of induced moments. In this final section the model is pushed a little farther. Suppose the N fixed polarizable molecules (positions \vec{R}_i) are coated, or otherwise mingled, with N' fixed chargeable molecules (positions \vec{R}_ℓ). The indices for polar sites are i, j and for charge sites are ℓ, m . Many models of this type can be found in the literature, for example [18, 19, 20, 21, 22]. The energy of chargeable sites alone would be the classical electrostatic energy

$$\begin{aligned}\mathcal{E}_{\text{ch}}(\{q_\ell\}) &= \frac{1}{2C} \sum_{\ell}^{N'} q_\ell^2 + \frac{1}{2} \sum_{\ell \neq m} \frac{q_\ell q_m}{R_{\ell m}} \\ &= \frac{1}{2} \langle q | [(1/C)1 + V] | q \rangle.\end{aligned}\quad (20)$$

The term $q_\ell^2/2C$ is the energy cost of putting charge q_ℓ at the ℓ 'th site. Here $|q\rangle$ is an N' -vector and 1 and V are $N' \times N'$ matrices. The charges can adjust to minimize energy, subject to the constraint of charge conservation, $\sum_{\ell} q_\ell = \text{const}$, where the constant will normally be zero. Introducing a Lagrange multiplier λ , we find that for a system of charge sites,

$$[(1/C)1 + V]|q\rangle = \lambda|0\rangle \quad (21)$$

where $\langle \ell | q \rangle = q_\ell$ is the charge at site ℓ and $\langle \ell | 0 \rangle \equiv 1$ defines $|0\rangle$. The left hand side of Eqn.(21) is the vector $|\phi\rangle$ of electrostatic potentials at sites, so we see that (absent some external driving) the charges adjust to make a constant potential ϕ . A non-zero λ just uniformly shifts the potential in order to adjust the total charge. We wish the system of charges to be neutral when not driven. This means that the matrix $[(1/C)1 + V]$ should be positive. The Coulomb interaction V by itself is not positive – two sites with charge $+Q$ and $-Q$ have negative energy – so a capacitance C less than infinity is needed to keep charges from spontaneously separating. In the resting state we want a neutral system ($\langle 0 | q \rangle = 0$) so $\lambda = 0$.

Now introduce electrostatic coupling between the charge sites and the polar sites,

$$\begin{aligned}\mathcal{E}_{\text{int}}(\{q_\ell\}, \{\mu_i\}) &= \sum_{\ell}^{\text{charges}} \sum_i^{\text{dipoles}} \frac{q_\ell \vec{R}_{\ell i} \cdot \vec{\mu}_i}{R_{\ell i}^3} \\ &= \langle q | K | \mu \rangle\end{aligned}\quad (22)$$

where the matrix K has dimension $N' \times 3N$. Next find the charge distribution $|q\rangle$ which minimizes the total energy, the sum of Eqns.(3,20,22) for an arbitrary fixed dipole distribution $|\mu\rangle$. The answer is

$$|q\rangle = - \left(\frac{1}{C} + V \right)^{-1} K |\mu\rangle. \quad (23)$$

When this answer is inserted into the total energy formula, the result is an effective dipole-dipole interaction Γ_{eff} ,

$$\mathcal{E}_{\text{tot}} = \frac{1}{2} \langle \mu | [(1/\alpha)1 - \Gamma_{\text{eff}}] | \mu \rangle \quad (24)$$

$$\Gamma_{\text{eff}} = \Gamma + K^\dagger [(1/C)1 + V]^{-1} K \quad (25)$$

where K^\dagger is the transpose of the rectangular matrix K . The charge system effectively enhances the dipole-dipole interaction, driving the system closer to a ferroelectric instability. As an illustration, consider the soluble problem of a single polarizable molecule, with two chargeable sites, one to each side at a distance r . This system responds to external fields (along its axis) with an effective polarizability

$$\frac{1}{\alpha_{\text{eff}}} = \frac{1}{\alpha} - \frac{1/r^4}{1/2C - 1/4r}. \quad (26)$$

The $1/r^4$ in the numerator is the two powers of the charge dipole interaction K , and $1/4r$ in the denominator is half the Coulomb attraction between the induced charges $\pm q$.

It is easy to produce an alternate theory in which charges are treated by quantum mechanics, and charge interactions are solved in random phase approximation. The simplest such model is to let the charge sites \vec{R}_ℓ be atoms which have only an s -orbital available near the Fermi level. The Hamiltonian is

$$\mathcal{H}_{\text{el}} = \sum_{\ell m} t_{\ell m} c_\ell^\dagger c_m + \frac{1}{2} \sum_{\ell \neq m} V_{\ell m} c_\ell^\dagger c_\ell c_m^\dagger c_m \quad (27)$$

where c_m destroys an electron from the orbital on site \vec{R}_m . The charge-dipole interaction is

$$\mathcal{H}_{\text{el-dip}} = \sum_{i\alpha m} K_{m,i\alpha} \mu_{i\alpha} c_m^\dagger c_m \quad (28)$$

Now the induced charge at site ℓ is related to the external potential at site m by the density response function χ ,

$$\delta q_\ell = - \sum_m \chi_{\ell m} \delta V_{\text{ext},m}. \quad (29)$$

and the energy of the induced charge distribution (analog of Eqn.(20) is

$$\mathcal{E}_{\text{ch}}(\{q_\ell\}) = \frac{1}{2} \langle q | \chi^{-1} | q \rangle \quad (30)$$

If we ignore the Coulomb interaction (second term in Eqn.(27)), then the electrons are governed by the non-interacting Hamiltonian $\mathcal{H}_{\text{el}}^0$. This problem has the solutions $\mathcal{H}_{\text{el}}^0 |n\rangle = \epsilon_n |n\rangle$, and the susceptibility can be computed from

$$\chi_{\ell m}^0 = 2 \sum_n^{\text{occ}} \sum_{n'}^{\text{empty}} \frac{\langle \ell | n' \rangle \langle n' | m \rangle \langle m | n \rangle \langle n | \ell \rangle}{\epsilon_{n'} - \epsilon_n} \quad (31)$$

However, it is crucial to account for the Coulomb interaction between electrons, which means solving the electron many-body problem. This cannot be done exactly. The random-phase approximation (RPA, also known as the time-dependent Hartree approximation) provides good insight and not a bad numerical answer. The relevant equation is

$$\chi | \delta V_{\text{ext}} \rangle = \chi_0 (| \delta V_{\text{ext}} \rangle + | \delta V_{\text{Hartree}} \rangle) \quad (32)$$

Then Eqn.(30) is replaced by

$$\mathcal{E}_{\text{ch}}(\{q_\ell\}) \approx \frac{1}{2} \langle q | \chi_0^{-1} + V | q \rangle \quad (33)$$

Note that the structure of the classical model Eqn.(20) is closely followed, with the RPA susceptibility interpreted as a non-local capacitance. The result is an effective dipole-dipole coupling which replaces the classical Eqn.(25),

$$\Gamma_{\text{eff}} = \Gamma + K^\dagger [1/\chi_0 + V]^{-1} K \quad (34)$$

As an illustration, consider the same soluble problem of a single polarizable molecule, with two chargeable sites, one to each side at a distance r . This time the sites have s -orbitals coupled by hopping matrix element t and Coulomb coupling $q^2/2r$. It is also sensible to include an on-site Hubbard repulsion U which discourages deviation from charge neutrality. This system responds to external fields with the effective polarizability

$$\frac{1}{\alpha_{\text{eff}}} = \frac{1}{\alpha} - \frac{1/r^4}{t/e^2 + U/2e^2 - 1/4r}. \quad (35)$$

Halas *et al.* [23] have discovered how to coat semiconducting nanoparticles with metal shells. It would be interesting to attempt this with nanoparticles of large polarizability, in order to engineer new superparaelectric or nanoferroelectric systems.

Acknowledgements

I thank S. O'Brien for stimulating this work. Helpful guidance came from L. E. Brus, J. W. Davenport, R. A. Friesner, and A. J. Millis. The work was supported in part by NSF grant no. DMR-0089492, and in part by a J. S. Guggenheim Foundation fellowship. Work at Columbia was supported in part by the MRSEC Program of the NSF under award no. DMR-0213574.

References

- [1] M. Shim and P. Guyot-Sionnest, J. Chem. Phys. **111**, 6955 (1999).
- [2] R. Landauer, Solid State Commun. **95**, 7 (1995).
- [3] R. Moro, X. Xu, S. Yin, and W. A. de Heer, Science **300**, 1265 (2003).
- [4] R. Clausius, *Die Mechanische Warmtheorie* II, 62 Braunschweig (1897).
- [5] O.F. Mossotti, Memorie Mat. Fis. Modena 24, 49 (1850).
- [6] A. Ballard, K. Bonin, and J. Louderback, J. Chem. Phys. **113**, 5732 (2000).
- [7] P. C. Eklund, A. M. Rao, Y. Wang, P. Zhou, K.-A. Wang, J. M. Holden, M. S. Dresselhaus, and G. Dresselhaus, Thin Solid Films **257**, 211 (1995).
- [8] E. G. Maksimov and I. I. Mazin, Solid State Commun. **27**, 527 (1978).
- [9] F. Jona and G. Shirane, *Ferroelectric Crystals*, Macmillan, New York, 1962.
- [10] M. E. Lines and A. M. Glass, *Principles and Applications of Ferroelectrics and Related Materials*, Clarendon Press, Oxford, 1977.
- [11] This equation appears in the literature in various forms, at least as far back as Luttinger and Tisza (next reference). For a recent version, see L. Jensen, P.-O. Astrand, A. Osted, J. Kongsted, and K. V. Mikkelsen, J. Chem. Phys. **116**, 4001 (2002).
- [12] J. M. Luttinger and L. Tisza, Phys. Rev. **70**, 954 (1946).
- [13] W. Smith, CCP5 Newsletter No. 46, Oct. 1998, p.18.
- [14] D. Pines, *Elementary Excitations in Solids*, W. A. Benjamin, New York, 1964.
- [15] S. J. White, M. R. Roser, J. Xu, J. T. van der Noordaa, and L. R. Corruccini, Phys. Rev. Lett. **71**, 3553 (1993).
- [16] E. Madelung, Phys. Zeits. XIX, 524 (1918).
- [17] R. E. Watson, J. W. Davenport, M. L. Perlman, and T. K. Sham, Phys. Rev. B **24**, 1791 (1981); W. A. Schwalm, Am. J. Phys. **50**, 444 (1982).
- [18] Ph. Dugourd, R. Antoine, D. Rayane, I. Compagnon, and M. Broyer, J. Chem Phys. **114**, 1970 (2001).
- [19] A. Rubio, J. A. Alonso, J. M. Lopez, and M. J. Stott, Phys. Rev. B **49**, 17397 (1994).
- [20] A. K. Rappe and W. A. Goddard, J. Phys. Chem. **95**, 3358 (1991).
- [21] H. A. Stern, G. A. Kaminski, J. L. Banks, R. Zhou, B. J. Berne, and R. A. Friesner, J. Phys. Chem. B **103**, 4730 (1999).
- [22] P. A. Madden and M. Wilson, Chem. Soc. Reviews 1996, p. 349.
- [23] R. D. Averitt, D. Sarkar, and N. J. Halas, Phys. Rev. Lett. **78**, 4217 (1997); S. J. Oldenberg, R. D. Averitt, S. L. Westcott, and N. J. Halas, Chem. Phys. Lett. **288**, 243 (1998).