

Stretching Polymers in Poor and Bad Solvents: Pullout Peaks and an Unraveling Transition

I. R. COOKE¹ and D.R.M. WILLIAMS¹

¹ *Research School of Physical Sciences, Institute of Advanced Studies, Australian National University, ACT 0200, Australia*

PACS. 82.35.Lr – Physical properties of polymers.

PACS. 87.15.Aa – Theory and modeling; Computer simulation.

PACS. 87.15.-v – Biomolecules: structure and physical properties.

Abstract. – Using analytic theory, numerical calculation and Langevin dynamics simulation we demonstrate the existence of a first order unraveling transition in the stretching of a polymer chain in a poor solvent. The chain suddenly unravels from a “tadpole” or “ball and chain” configuration, to one where the ball shrinks to zero size. In the force curve this appears as a discontinuous drop in the force. This transition occurs under the conditions of most relevance for atomic force microscope experiments, where the extension is the independent variable. Our simulations show marked hysteresis as well as many local peaks associated with the pullout of small portions of the chain.

The deformation of single polymer chains is one of the most fundamental parts of polymer physics. One might expect therefore that almost nothing remains to be discovered. This however is not the case. Indeed, over the past decade several novel kinds of behaviour have been uncovered for single chains subjected to simple extension or compression or to hydrodynamic flows [1, 2, 4, 5, 3, 6]. Much of this work has been inspired by experimental developments in imaging and deforming single polymer chains, by atomic force microscopy, optical tweezers and fluorescence microscopy [8, 9, 7]. Among the most novel of these has been the transition undergone by a polymer in a poor solvent when subjected to a stretching force, discovered by Halperin and Zhulina a decade ago [1]. In this transition, with force as the independent variable (FIV), a collapsed globule first deforms from a sphere to an ellipsoid and then at a critical force it totally unwinds. With extension as the independent variable (EIV) the polymer undergoes a transition from a globule to a tadpole or ball and chain configuration shown in figure 1. As noted in [10] this is a manifestation of the Rayleigh-Plateau instability [11, 12, 6] for this system: a liquid cylinder is unstable to undulations and to the formation of droplets.

This kind of system has been much-studied by computer simulation [13, 14, 15], and more recently by experiment [7]. The concentration has been either on FIV conditions, or on systems very close to the θ temperature, where solvent effects are weak. However, it is EIV conditions that are most relevant in experiments, and as we shall show, if the system is quenched well below the θ temperature some novel behaviour results. Under EIV conditions we show there

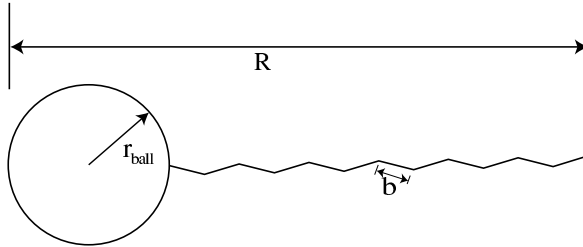


Fig. 1 – The ball and chain model used for analytic and numerical calculations. R is the total stretching distance, r_{ball} is the radius of the ball, b is the link length. In practice one often finds two tails rather than one, but this does not affect the free energy calculations.

are in fact two transitions. The first one (from globule to tadpole) was already analysed at length by previous authors [1]. There is however a second, even more dramatic transition, at higher extension, from a tadpole to a headless tadpole. This we call the unraveling transition. We will show that this transition is sharp (first order), and occurs when the ball or tadpole head is still large. A similar transition to this unraveling transition has previously been predicted for polyelectrolytes in poor solvent from a detailed analytic theory [16,17]. In that work, discontinuous jumps in the force were observed as a result of the unravelling of “pearls” in a “pearl necklace” model of a polyelectrolyte. Here we show using a very simple model and computer simulation that an analogous transition exists for neutral polymers and that charges are totally unnecessary for this to occur. This is in marked contrast to earlier studies on neutral polymers which suggested that as the extension was increased, the size of the ball decreased gradually until it reached the thermal blob size [18,1], which for poor solvent is close to zero. In this paper we show that this interpretation overlooks some interesting physics.

There is an energy barrier between the states, making the transition first order, and as a consequence the system will show very strong hysteresis. Furthermore, in practice we show that the behaviour under increasing extension is very different from that under relaxation. In fact, under extension we see a very jagged force curve which corresponds to monomers becoming stuck within the ball and needing significant force to remove them. During relaxation, the monomers accrete to the ball and the force curve is much smoother. We utilise in turn a numerical minimisation of the free energy, a simplified analytical calculation of the transition and then a detailed Langevin computer simulation of the system. It is this latter piece of work that in practice will be most like the experiments.

Our model for a stretched polymer chain is summarised in figure 1. This simple geometrical model is based on theoretical predictions [1] and simulations [18,15] which observe a ball and chain geometry at intermediate to strong extension. It is precisely this intermediate to strong extension regime which we are interested in. The regime at small extensions has been thoroughly studied previously [14,1], and we do not consider it in detail here. Furthermore we consider the regime ignored by previous authors, well below the theta temperature, where all solvent is excluded from the ball.

Monomers are represented by spheres with radius a . For a chain stretched a distance R , with N total monomers and n monomers in the tail the free energy is

$$F = gkT(N - n)^{\frac{2}{3}} + g'kTn + F_{\text{stretch}}(R - 2r_{\text{ball}}, n) \quad (1)$$

Here we have set $g \equiv 4\pi\gamma a^2/kT$ where γ is the polymer-solvent surface tension. Hence g is a dimensionless measure of this surface tension and g' measures the energy penalty for

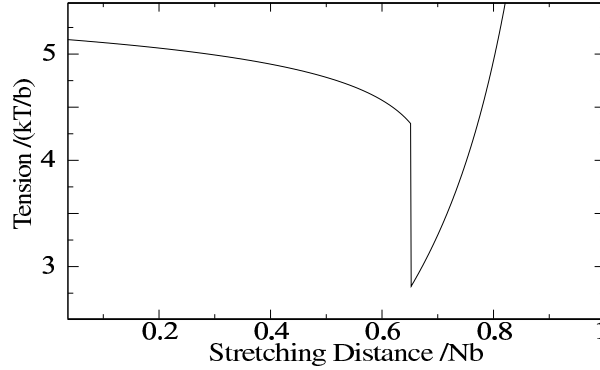


Fig. 2 – Numerical calculation of the chain tension vs stretching distance showing the unraveling transition. The following parameters were used, $N = 1000$, $g = 12$, $g' = 3.6$, $b = 1$.

exposing a monomer in the tail to the solvent. In principle both g and g' arise from the same short-range dispersion forces, and in practice one expects them both to be of the same order of magnitude with g' being somewhat less than g . The first term in the free energy represents the ball surface energy for a ball of radius $r_{ball} = a(N - n)^{1/3}$. The second term accounts for the solvent interaction with monomers in the stretched portion. The remaining term $F_{stretch}$ comes from the elastic stretching energy required to stretch n monomers a distance $R - 2r_{ball}$. Many idealised models exist for $F_{stretch}$, and all would give the transition we are discussing. Here we use the freely-jointed chain model [19] with link size b so that $F_{stretch} = kTb^{-1} \int_0^{R-2r_{ball}} dx \ell^*(x/(nb))$ where ℓ^* is the inverse Langevin function. It is useful to define a new variable $\epsilon \equiv \frac{n}{N}$, which is the fraction of monomers in the tail

With the stretching distance R as the independent variable there is only one variable, ϵ , to minimise the free energy over. Provided the stretching distance R is not too large there is usually a minimum in F at some finite value of $\epsilon = \epsilon_{bc}(R)$. This minimum corresponds to the ordinary ball-and-chain configuration. As the stretching distance is increased a second minimum appears, at ϵ very close to 1. This second minimum is itself unphysical, since it corresponds to less than one monomer in the ball. However, it is informing us that we should examine the free energy of the state with no monomers in the ball, i.e. $\epsilon = 0$. We then need to compare $F(\epsilon_{bc})$ with $F(\epsilon = 0)$. When these two are equal, at $R = R_u$, a transition takes place from a ball-and-chain to an unraveled chain. As we shall see, this unraveling occurs when the ball is still large.

The most readily accessible quantity in experiments is the tension in the chain $f = \partial F / \partial R$. Figure 2 shows f evaluated numerically as R is varied towards its fully stretched value of bN . The unraveling transition mentioned above is clearly evident as a discontinuous change in f , that separates two distinct stretching behaviours. In the region where $R < R_u$, the tension decreases slightly and gradually with the extension. As the ball becomes smaller it becomes easier to remove monomers from it. At $R = R_u$ the tension drops dramatically as many new monomers are suddenly added to the tail. For $R > R_u$ the tension increases rapidly as the fully pulled out chain is stretched towards its limit $R = Nb$. The reader should note that this transition can only be seen under EIV conditions. Using force as the independent variable would lead to an instability in the region where the extension increases with decreasing force.

Having demonstrated the existence of an unfolding transition at R_u numerically, we now present some analytic calculations. These are certainly not exact, but they do help to clarify

some of the physics, and yield a simple relation for the size of the ball at the transition. As an approximation to the stretching energy we assume a Gaussian chain, i.e. the first term in a series expansion of the freely-jointed chain, or indeed of any other chain model. We also assume that the radius of the ball can be neglected at the transition point when calculating the stretching energy i.e. $R - 2r_{ball} \approx R$. This leads to a free energy:

$$F/kT = gN^{\frac{2}{3}}(1 - \epsilon)^{\frac{2}{3}} + g'N\epsilon + \frac{3}{2} \frac{R^2}{\epsilon Nb^2} \quad (2)$$

At the transition point the derivative of the first term is small compared to the other two, so this term can be neglected in solving $\frac{\partial F}{\partial \epsilon} = 0$. Physically this means that near the transition the chain conformation is a balance between the stretching force on the tail and the surface tension of the tail, with the ball playing little part. At the transition we find $\epsilon_{bc} = \sqrt{3/2}R/\sqrt{g'Nb}$. Substituting this into (2) (including now the ball term, which is important, although its derivative is not), and equating to the free energy of the unraveled chain yields a transition at a critical distance of $R_u = \sqrt{2/3}bg'^{-\frac{1}{4}}N^{\frac{3}{4}}(g'^{\frac{3}{4}}N^{\frac{1}{4}} - g^{\frac{3}{4}})$ with the number of monomers in the ball at the transition being $N - n = (1 - \epsilon_u)N = (\frac{g}{g'})^{\frac{3}{4}}N^{\frac{3}{4}}$.

We can also show that at the transition the ratio R_u to the fully stretched length of the tail nb is $\sqrt{2/3}g' \approx 0.8\sqrt{g'}$ so that provided g' is close to unity the Gaussian approximation for the stretching works well. Indeed, a direct comparison with the numerical minimisation of the full free energy shows this. However, for higher surface tensions our analytic results break down and we need to include higher order terms in the free energy. While it is possible to make some analytic progress doing this, the utility of such a calculation is questionable, since the answer depends in detail on the model for the stretching energy.

The most important point to note about our analytic results is that at the transition the number of monomers in the ball is of order $N^{\frac{3}{4}}$ and is thus large. The ball is thus a well-defined object at the transition point, consisting of many monomers, and indeed if the tail was removed the ball would itself be a stable entity.

All of this discussion assumes that the system is always in equilibrium and the free energy is thus minimised globally. In most practical experiments there will be a large energy barrier between the ball and chain and unraveled states. This energy barrier leads naturally to hysteresis if one performs an experiment where the extension is gradually increased and then gradually reduced. In order to test this, and more generally to test the existence of the transition, we have performed free-draining Langevin dynamics simulations (figure 3) of stretching and relaxation for polymers of different sizes. Solvent monomer interactions were accounted for by imposing a Lennard-Jones potential between monomers separated by a distance r , which in our dimensionless units is, $V_{LJ} = 2(r^{-12} - r^{-6})$. The Langevin equation for the x position of any monomer is $x(t + \Delta t) = x(t) - \frac{\partial V}{\partial x} \Delta t + \eta(t)\sqrt{2k_B T \Delta t}$ where $\eta(t)$ is the random noise chosen from a Gaussian distribution with mean 0 and standard deviation 1. The potential, V includes all the Lennard-Jones interactions along with the spring forces between monomers. For the spring forces we used the potential $V_{spring} = kTb^{-1}\ell^*(r/(b))$ which is equivalent to a Gaussian chain entropic spring potential $3kTr^2/(2b^2)$ at short extensions but increases rapidly for extensions close to or beyond the bond length, b . For practical purposes, we calculated V_{spring} using a Taylor series expansion in r to terms of order r^{20} . This gives a close approximation to V_{spring} over the range of r in our simulation. Other simulation parameters of importance were the time step, $\Delta t = 0.001$, temperature $k_B T = 0.3$ and bond length $b = 2$.

An initial random walk configuration was allowed to collapse to a globule and equilibrated for 10^6 timesteps. It was then stretched by applying a very small fixed movement Δz on

Fig. 3 – Simulation results for an individual run with a stretching speed of $0.0001b/t$ for 90 monomers. The plot shows the chain tension (solid lines) and the number of monomers remaining in the ball (dashed lines) for both pullout and relaxation. In both cases the upper of the two lines represents pullout and the lower line relaxation (refer to figure 4 for clarification). Alphabetic labels represent precise points for which corresponding graphics of the chain configuration are shown. The unraveling and re raveling transitions are most clear in the data for the number of monomers remaining in the ball. (See the attached figure fig3.png)

the N th monomer at each timestep. The N th monomer was otherwise free to move in the x and y directions and the first monomer was fixed in position. Choice of stretching velocity in our simulations is a delicate issue as it can affect the qualitative nature of the force profiles. We performed stretching simulations for a range of stretching rates and found that the force profiles converged to a limit for rates slower than $0.001b/t$, where b is the bondlength and t is the unit of time ($t = 1000$ time steps). Such convergent behaviour suggests that for stretching rates less than $0.001b/t$ the polymer is able to continuously relax to a local free energy minimum as the extension is increased or decreased. To obtain average force profiles we used a relatively fast rate of $0.001b/t$ (see figure 4). A much slower rate of $1 \times 10^{-4}b/t$ was used to obtain results for a single run as close as practicable to local equilibrium conditions (see figure 3). Nonetheless it is worth noting that our results for the two stretching rates differed very little.

Our simulation results for the slower stretching rate (figure 3) confirm the existence of an unraveling transition during pull out (B to C in figure 3) and a re raveling transition during relaxation (D to E in figure 3). These transitions are clearly evident as a sharp change in the number of monomers remaining in the ball, N_c and also, to a lesser extent, in the tension T . There is marked hysteresis in the curves. The unraveling and re raveling transitions do not occur at the same extension, in part due to the energy barrier between the states and the finite time of the experiment. In figure 4 we show quantities averaged over 100 runs (figure 4) for the faster stretching speed. As an aside, in these we can also see clearly the transition to a tadpole at weak stretching predicted in reference [1].

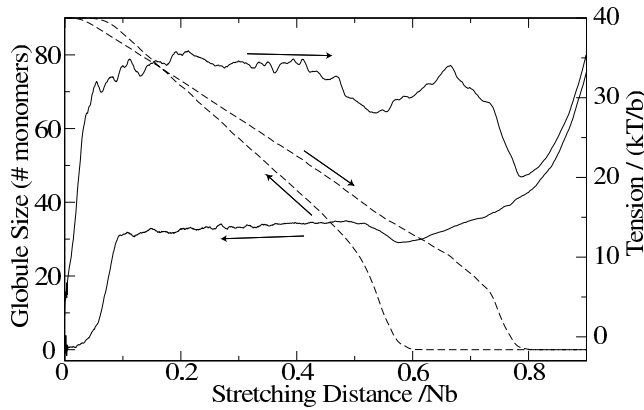


Fig. 4 – Simulation results for an average of 100 runs using 90 monomers with a stretching speed of $0.001b/t$. The chain tension is shown as a solid line and the number of monomers remaining in the ball is shown as a dashed line. Both stretching and relaxation processes are shown with the direction of motion indicated with an arrow.

A recent experimental study on the stretching of DNA molecules using optical tweezers obtained a very similar force profile to that in figure 3 [20]. DNA is a charged, stiff polymer and we would not expect perfect agreement with our results, however similar physics seems to be at work. As in our results, Baumann *et al* [20] observe a sudden drop in the force, corresponding to the final unraveling. They also observed an extension profile that is not monotonic but shows many spikes in the region where the ball and chain configuration exists. Our simulation results also showed such spikes, which are much larger than the thermal noise. A direct hint of their origin is found in the plots of the number of monomers remaining in the ball, N_c . Each spike is associated with a sudden drop in N_c , so that the spikes represent one or more monomers being pulled out of the ball. During extension the monomers must of course be pulled out of the ball more-or-less according to sequence along the chain. However the random packing within a relaxed ball means that each monomer, as well as its near neighbours along the chain is subjected to a rapidly varying potential within the ball. This potential will have many maxima and minima and to get over the maxima extra force must be applied. Once this force is applied, one or more monomers pop out of the ball and the force then drops suddenly. If this interpretation is correct then during the gradual relaxation of the chain there should be no spikes, since the monomers merely accrete to the outside of the ball, and indeed this is what is seen. In order to investigate this further we conducted simulations (not shown), where the chain was rapidly and cyclically extended and relaxed. In these simulations, once a chain had been extended and relaxed though one cycle, the spikes on further extension cycles were much reduced. These spikes contribute substantially to the hysteresis, since significant energy is dissipated in the form of friction at the completion of each spike. Similar spikes are seen in experiments [20] and a recent theoretical [21] study has assumed entanglements are the major cause. Although this is certainly possible for long chains, in our simulations, which had 90 monomers, true entanglements must be fairly rare and in our case the rapidly varying potential is probably the major cause.

Before we conclude, it is important to discuss another transition, which was already mentioned in the paper by Halperin and Zhulina [1]. These and later authors using computer simulation [22,18,23] assumed that the chain was below, but close to the θ temperature so that the solvent is only slightly poor. In this regime there is substantial penetration of the solvent into the ball. A different kind of transition can then occur when the number of monomers removed from the the ball is such that the ball approaches the thermal “blob” size. In this case the ball has so few monomers that the collapsed state is no longer the equilibrium state and it just evaporates. We would call this the vapourisation transition - it occurs because the ball itself becomes unstable. This is in marked contrast to our unraveling transition, for which the isolated ball is always stable.

REFERENCES

- [1] HALPERIN A. and ZHULINA E. B., *Europhys. Lett.*, **15** (1991) 417.
- [2] BROCHARDWYART F., *Europhys. Lett.*, **23** (1993) 105.
- [3] WILLIAMS D. R. M. , *J. Phys. II (France)*, **3** (1993) 1313.
- [4] BROCHARDWYART F., HERVET H. and PINCUS P., *Europhys. Lett.*, **26** (1994) 511.
- [5] SUBRAMANIAN G., WILLIAMS D. R. M. and PINCUS P., *Europhys. Lett.*, **29** (1995) 285.
- [6] SEVICK E. M. and WILLIAMS D. R. M., *Phys. Rev. Lett*, **82** (1999) 2701
- [7] HAUPT B. J., SENDEN T. J. and SEVICK E. M., *Langmuir*, **18** (2002) 2174.
- [8] SENDEN T., DI-MEGLIO J. M. and AUROY P., *Euro. Phys. J. B.*, **3** (1998) 211.
- [9] WUITE G., DAVENPORT R., RAPPAPORT A. and BUSTAMANTE C., *Biophys. J.*, **3** (2000) 1155.
- [10] BUGUIN A. and BROCHARD-WYART F., *Macromolecules*, **29** (1996) 4937.

- [11] PLATEAU J, *Statique Expérimentale et Théorique des Liquides soumis aux seules forces moléculaires* (Gauthier-Villars, Paris)1873.
- [12] RAYLEIGH L., *Proc. London Math. Soc.*, **10** (1879) 4.
- [13] LAI P-Y., *Phys. Rev. E*, **53** (1996) 3819.
- [14] LAI P-K., *Phys. Rev. E*, **58** (1998) 6222.
- [15] MAURICE R. G. and MATTHAI C. C., *Phys. Rev. E*, **60** (1999) 3165.
- [16] TAMASHIRO M. N. and SCHIESSEL H., *Macromolecules*, **33** (2000) 5263
- [17] VILGIS T., JOHNER A. and JOANNY J., *Euro. Phys. J. E Soft Matter*, **2** (2000) 289
- [18] KREITMEIER S., *J. Chem. Phys.*, **112** (2000) 6925.
- [19] FLORY P. J., *Principles of Polymer Chemistry* (Cornell University Press)1953.
- [20] BAUMANN C. G., BLOOMFIELD V. A., SMITH S. B., BUSTAMANTE C., WANG M. D. and BLOCK S. M. , *Biophys. J.*, **78** (2000) 1965
- [21] BLUMENFELD R., *Macromolecules*, **33** (2000) 1082.
- [22] WITTKOP M., KREITMEIER S. and GORITZ D., *J. Chem. Soc. Faraday Trans.*, **92** (1996) 1375.
- [23] KREITMEIER S., WITTKOP M. and GORITZ D., *Phys. Rev. E*, **59** (1999) 1982.

This figure "fig3.png" is available in "png" format from:

<http://arxiv.org/ps/cond-mat/0307192v1>