

Quantum Pumping and Nuclear Polarization in the Integer Quantum Hall Regime

M. B. Lauboeer

Department of NanoScience, Delft University of Technology, Lorentzweg 1, 2628 C J Delft, The Netherlands
(Dated: October 18, 2019)

We study pumping of charge in a 2DEG in the quantum Hall regime at filling factor $\nu = 2$. For pumping frequencies that match the Zeeman energy splitting, quantum pumping together with hyperfine interaction between electrons and nuclei induces transitions between the spin-split Landau levels. These lead to a step-like change in the pumped current and to polarization of the nuclei. We present quantitative predictions for both.

PACS numbers: 72.20.-i, 73.43.-f, 72.25.Rb

Charge pumping involves the generation of a d.c. current in the absence of an applied bias voltage. The current is generated through application of two, or more, time-varying signals with a phase difference between them. In recent years, attention has focussed on pumping of charge in phase-coherent mesoscopic systems [1, 2, 3, 4] such as e.g. quantum dots, small conducting islands embedded in a semiconductor material [5]. The pumped current in these systems depends on quantum-mechanical interference, hence the name "quantum pumping", and exhibits some fundamental properties, such as sinusoidal dependence on the phase difference and linear dependence on the pumping frequency $\dot{\phi}$ for $\dot{\phi} \ll \frac{1}{\tau_d}$, with τ_d the dwell time of the electrons in the system [1, 3].

In this work, we investigate pumping of charge in a two-dimensional electron gas (2DEG) in the integer quantum Hall regime. Transport in this system occurs via edge states corresponding to quantized energy levels, the Landau levels (LLs) [6, 7, 8]. Each LL is macroscopically degenerate, holding many electrons, and the number of occupied LLs is characterized by the filling factor $\nu = \frac{nh}{eB}$, the number of electrons per flux quantum in the system [n_e denotes the electron density and B the applied magnetic field]. Our motivation to study quantum pumping in such a system comes from the idea that this way of transport might lead to interesting effects in the regime of spin-split LLs [9]. Since pumping involves exchange of energy quanta $\hbar\omega$, as described below, it can combine with spin-dependent interactions in the system to cause transitions between these LLs. At the same time, the pumped current can be used to monitor such transitions. This opens new possibilities to manipulate and measure spin-flip processes and nuclear polarization in a 2DEG.

Using a Floquet scattering approach, we calculate the pumped current in the Hall geometry of Fig. 1. Pumping is induced by applying ac voltages to the split-gates A-B and A-C on top of the bar, which results in current flowing into contacts 1, 2, and 3. The gates form 2 quantum point contacts (QPCs) that transmit at most one edge channel. When the pumping frequency matches the Zeeman energy splitting, pumping together with hyperfine interaction between electrons and nuclei in the system

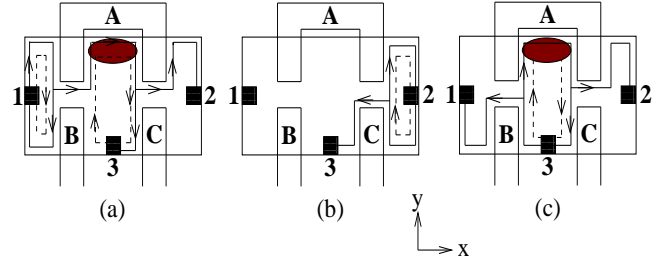


FIG. 1: Schematic picture of a Hall bar at bulk filling factor $\nu = 2$. The split-gates A-B and A-C form two QPCs with conductance $G_{AB}, G_{AC} = \frac{e^2}{h}$ and are used for pumping by applying two time-varying voltages with a phase difference ϕ to B and C. The current leads 1-3 are all held at the same chemical potential μ . Figs. (a)-(c) show the edge channels originating from μ , respectively, terminal 1, 2 and 3. Solid (dashed) lines correspond to the spin-up (spin-down) edge channel. In the shaded region spin-flip scattering can take place.

causes scattering from the \uparrow -spin to the \downarrow -spin LL. This manifests itself as a sudden change of the pumped current and leads to polarization of the nuclei. For small pumping amplitudes, we calculate the change in current and the corresponding nuclear polarization analytically. The relationship between these two provides a tool to measure the amount of local nuclear polarization in the system. We conclude by discussing the validity of our model and comparing it to previous work on hyperfine interaction in quantum Hall systems.

Consider the Hall bar of Fig. 1. In the absence of the gates A, B, and C, the dynamics of the electrons is described by the Schrodinger equation $i\hbar \frac{\partial}{\partial t} \psi(\mathbf{x}; \mathbf{y}; t) = H \psi(\mathbf{x}; \mathbf{y}; t)$ with

$$H = \frac{1}{2m} (\hbar \nabla^2 + e\mathbf{A})^2 + V(\mathbf{y}) + \frac{1}{2} g_B B + \frac{1}{2} A \hbar I_z \quad (1)$$

Here m denotes the effective mass, \mathbf{A} the vector potential, $V(\mathbf{y})$ the transverse confining potential, g the effective g -factor, B the Bohr magneton and $\sigma = \pm 1$ (∓ 1) for electrons with spin up (down). The last term in Eq. (1) is the additional Zeeman splitting due to hyperfine interaction, with A the hyperfine interaction constant and $\hbar I_z$

the average nuclear polarization. If $V(y)$ is constant on the scale of the magnetic length $l_m = \frac{\hbar}{\sqrt{2m\hbar\omega_c}}$, with $\omega_c = \frac{eB}{m}$ the cyclotron frequency, it can be described to a good approximation by a harmonic potential $V(y) = \frac{1}{2}m\omega_c^2 y^2$ [7, 10]. Taking the Landau gauge $A_x = By$, the Schrodinger equation can be solved exactly, with the result [11]

$$\psi(x; y; t) = C(y) e^{i(kx - \frac{E_n}{\hbar}t)}; \quad (2)$$

$$C(y) = e^{\frac{1}{2}m\omega_c^2 y^2} \left(y + \frac{1}{\sqrt{2m\hbar\omega_c}} y_k \right)^2 \frac{\partial}{\partial y} e^{-\frac{1}{2}m\omega_c^2 y^2} \left(y + \frac{1}{\sqrt{2m\hbar\omega_c}} y_k \right)^2 \quad (3)$$

$$E_n = \left(n + \frac{1}{2} \right) \hbar \omega_c + \frac{1}{2} m \frac{\omega_c^2}{\omega_c^2 + \omega_c^2} y_k^2 + \frac{1}{2} g_B B + \frac{1}{2} A \hbar I_z; \quad n = 0; 1; 2; \dots \quad (4)$$

Here C denotes a normalization constant, $y_k = \hbar k = eB$, and E_n the energy levels (LLs) measured from the lowest band imposed by the confinement in the z -direction. The electrons travel near the edges of the 2DEG along one-dimensional (1D) channels that are formed at the intersection of the Fermi energy E_F with the LLs (4) [8].

In order to study quantum pumping in this system, we model the QPCs in Fig. 1 as oscillating δ -function potentials, $V_{AB}(x; t) = [V_{AB} + 2V_{AB} \cos(\omega t + \phi_{AB})] \delta(x - L/2)$ and $V_{AC}(x; t) = [V_{AC} + 2V_{AC} \cos(\omega t + \phi_{AC})] \delta(x - L/2)$. We then use Floquet theory [12] to calculate the pumped current flowing along the edge channels. This approach has recently been employed to study 1D mesoscopic quantum pumps [13, 14] and describes pumping in terms of gain or loss of energy quanta $\hbar\omega$ at the two oscillating barriers. Following Moskalets and Buttiker [14], the pumped current into lead 3, with $n = 1; 2; 3$, is given by

$$I = \frac{e}{h} \sum_{E_n > 0} \int_{-\infty}^{\infty} dE f(E) \sum_n |t(E_n; E)|^2 \sum_n |t(E_n; E)|^2 \quad (5)$$

where $f(E) = (1 + \exp[(E - \mu)/k_B T])^{-1}$ is the Fermi distribution, with μ the chemical potential in the leads, and $t(E_n; E)$ denotes the Floquet scattering amplitude for a particle originating with energy E in lead 1 to gain n energy quanta $\hbar\omega$ and be scattered with energy $E_n = E + n\hbar\omega$ into lead 3. For two oscillating barriers, these scattering amplitudes are calculated by matching wave functions (see Eq. (2))

$\psi(x; t) = \sum_{n=-1}^1 (a_n e^{ik_n x} + b_n e^{-ik_n x}) e^{-i(E_{0,1} + n\hbar\omega)t}$ at each of the two barriers [14]. For details of this calculation we refer to Ref. [15]. Here we restrict ourselves to the situation of weak pumping, defined by $q_{AB}(A_C) \hbar \omega \ll V_{B(A_C)} m \hbar \omega^2 = k_0$, with $k_n = \frac{2m}{\hbar^2} \frac{1}{2} \frac{1}{\omega_c^2 + \omega_c^2} E_F + n\hbar\omega - \frac{1}{2} \hbar \omega_c^2 \frac{1}{\omega_c^2 + \omega_c^2} \frac{1}{2} g_B B + \frac{1}{2} A \hbar I_z$. In this case it is sufficient to take only the two lowest sidebands $n = 0; -1$ into account [15] and the

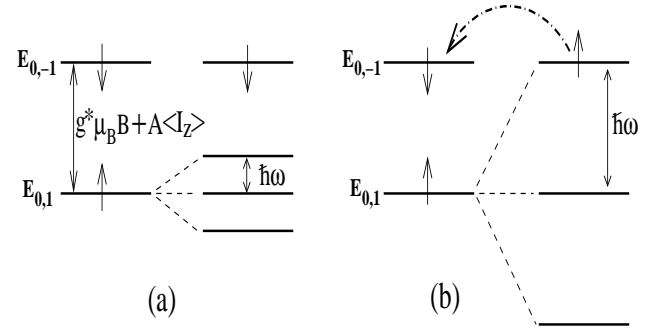


FIG. 2: Energy level diagrams for (a) $\hbar\omega \ll g_B B + A\hbar I_z$ and (b) $\hbar\omega \approx g_B B + A\hbar I_z$. See text for discussion.

pumped current can be obtained analytically. Before analyzing this current, let us take a closer look at the energy levels in the region between the QPCs. These are drawn schematically in Fig. 2 for pumping frequencies much less than [Fig. 2(a)] and approximately equal to [Fig. 2(b)] the effective Zeeman splitting. In each picture the left side represents the energy levels corresponding to the spin-up and spin-down edge channels before scattering at a QPC (describing the situation in, e.g., the upper left corner of Fig. 1(a)), while the right half represents the situation after scattering at a QPC. In the latter, electrons in the spin-up channel either remain at energy $E_{0,1}$ or are scattered into sidebands with energies $E_{0,1} \pm \hbar\omega$. The \uparrow -spin electrons, which are not in touch with the oscillating barrier (since the QPC transmits at most one, the \uparrow -spin, edge channel), all remain at $E_{0,-1}$. This lifting of degeneracy of the \uparrow -spin level has an interesting consequence: for appropriate level splitting $\hbar\omega$, it can combine with hyperfine interaction to enable scattering from the \uparrow -spin to the \downarrow -spin band. If $\hbar\omega$ is less than the Zeeman splitting $g_B B + A\hbar I_z$, as in Fig. 2(a), this is not possible, since the \downarrow -spin level is too high in energy. If, however, $\hbar\omega$ is equal to $g_B B + A\hbar I_z$ (Fig. 2(b)), electrons in the $(E_{0,1} + \hbar\omega)$ -level can $\uparrow\downarrow$ -scatter into the \downarrow -spin level. As a result, part of the spin-up electrons that would normally, i.e. in the absence of spin- $\uparrow\downarrow$ scattering, flow into lead 2, now end up as spin-down electrons in lead 3 [16]. One would expect this to lead to a visible change in the pumped current.

We model the amount of spin- $\uparrow\downarrow$ scattering from the \uparrow -spin to the \downarrow -spin edge channel in the region between the QPCs by a real parameter α , with $0 \leq \alpha \leq 1$. Here $\alpha = 0$ corresponds to no spin- $\uparrow\downarrow$ scattering and $\alpha = 1$ to the situation in which all spin-up electrons in level $E_{0,1} + \hbar\omega$ are scattered into the \downarrow -spin channel. For equal barriers ($q_{AB} = q_{AC} = q$ and $V_{AB} = V_{AC} = V$) and low temperatures ($k_B T \ll \hbar\omega$) the pumped currents are given

by, up to $O(\frac{q^2}{k_0^2})$,

$$I_1 = \frac{e}{h} \frac{k_0^2 q^2}{(k_0^2 + p^2)^4} [4k_0^2 (k_0^2 + p^2) + 2(1 - \cos(\phi)) (k_0^2 + p^2)^2] \quad (6a)$$

$$I_2 = \frac{e}{h} \frac{k_0^4 q^2}{(k_0^2 + p^2)^4} [2(2 - \cos^2(\phi) + \cos^2(\phi)) (k_0^2 + p^2) + 4(2 - \cos^2(\phi)) p^2 [\cos(3k_0 L + \phi) - \cos(2k_0 L + \phi)] + 4p k_0 \sin(3k_0 L + \phi) + \frac{p^2}{k_0} \sin(2k_0 L + \phi)] \quad (6b)$$

$$I_3 = \frac{e}{h} \frac{k_0^2 q^2}{(k_0^2 + p^2)^4} [(2 - \cos^2(\phi)) (k_0^4 - p^4) + 2(k_0^2 + p^2)^2 + 4(2 - \cos^2(\phi)) p^2 [\cos(3k_0 L + \phi) - \cos(2k_0 L + \phi)] + 4k_0 p^3 \sin(3k_0 L + \phi) + k_0 p^3 \sin(2k_0 L + \phi)] \quad (6c)$$

Here $h = (4\mu_B \frac{1}{2} h \frac{p}{k_0^2 + k_c^2} - \frac{1}{2} g_B B + \frac{1}{2} A h I_z)$ [17], and $\phi = \phi_1 - \phi_2$. Note that the total current $I_1 + I_2 + I_3 = 0$. Eqs. (6) are proportional to the pumping amplitude q squared, which is characteristic of pumped currents [1, 2]. They are not linear in ϕ , though, and do not vanish if the phase difference $\phi = 0$. The latter is due to the 3-term in a geometry considered here: for the corresponding 2-term in a Hall bar one obtains $I_{1,2} = \frac{q^2}{h} \sin^2(\phi) \sin(2k_0 L) e^{k_0 L} \pm \frac{q^2}{h} \sin^2(\phi) \sin(2k_0 L)$. In the presence of a third (symmetry-breaking) term in a current can be pumped even if the two barriers oscillate in phase and with the same amplitude.

Let us now further simplify Eqs. (6) by considering nearly-open QPCs, corresponding to low barriers with $p \ll k_0$ [18]. The pumped currents then become

$$I_1 = \frac{2e}{h} \frac{q^2}{k_0^2} [2 + \cos^2(\phi) + O(\frac{p^2}{k_0^2})] \quad (7a)$$

$$I_2 = \frac{2e}{h} \frac{q^2}{k_0^2} [2 - \cos^2(\phi) + O(\frac{p}{k_0})] \quad (7b)$$

$$I_3 = \frac{2e}{h} \frac{q^2}{k_0^2} [1 + O(\frac{p}{k_0})] \quad (7c)$$

To lowest order, they are now independent of L , ϕ , and p . The current I_3 is proportional to the amount of spin- \uparrow scattering. Fig. 3 schematically depicts the behavior of I_3 as a function of the pumping frequency ω . Starting from $\omega = 0$, the pumped current into lead 3 is first zero, since for low frequencies no spin- \uparrow scattering can occur (Fig. 2(a)). Then, assuming the nuclei to be initially unpolarized, at frequency $\omega_{up} = g_B B = \hbar$ electrons begin to scatter from the \uparrow -spin band to the \downarrow -spin band (Fig. 2(b)), leading to a jump in the current I_3 to the value $2\frac{e}{h} \frac{q^2}{k_0^2}$ (assuming maximal spin- \uparrow scattering). Sweeping the frequency further up continues to increase the amount of nuclear polarization through spin- \uparrow scattering, but does not change the current [19]. Upon reversing the sweep direction, the current first stays constant, while the nuclear polarization still increases, until

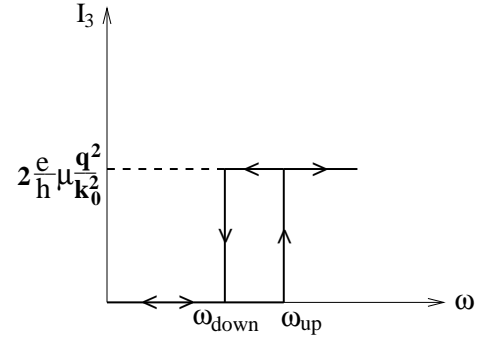


FIG. 3: The pumped current I_3 as a function of the pumping frequency ω . See text for discussion.

at frequency $\omega_{down} = (g_B B + A h I_z) = \hbar$ the highest energy level of the \uparrow -spin falls below that of the \downarrow -spin, reducing spin- \uparrow scattering and the current to zero. Because the nuclei are now polarized with $h I_z > 0$, ω_{down} is smaller than ω_{up} and a hysteresis loop is formed, see Fig. 3. The difference $\omega_{up} - \omega_{down}$ is thus a direct measure of the amount of nuclear polarization. This opens the possibility to both engineer and accurately estimate the amount of nuclear polarization by changing the pumping frequency ω and measuring I_3 . The polarization is set by the total dwell time τ_{dwell} of the sweep between ω_{up} and ω_{down} , and read-out by the difference $\omega_{up} - \omega_{down}$. Quantitatively, for Ga and As nuclei with $I = 3/2$, $h I_z = 3$ the number of flipped spins per unit of time τ_{dwell} to total number of nuclear spins. In case of nearly-open QPCs this yields the result

$$h I_z = 6 \frac{q^2}{h N_n k_0^2} \tau_{dwell}; \quad (8)$$

with N_n the total number of nuclei in the scattering region and $h I_z = 3/2$ [20]. By measuring $h I_z$ via $\omega_{up} - \omega_{down}$ one thus obtains, all other parameters being known, an indication of N_n .

Nuclear spin effects at the edges of a 2DEG have been studied before in the past decade [21, 22, 23]. In Ref. [22], Dixon et al. examine a similar 3-term in a geometry at $\phi = 2$. They measure $I-V$ curves, which show hysteretic behavior and provide strong evidence for dynamic nuclear polarization through hyperfine interaction at the edges. The new element in our work here is the use of quantum pumping instead of applying a bias voltage to one of the terminals. This allows, as far as we know for the first time, to quantitatively predict the current flow between spin-split edge states and the amount of local nuclear polarization. Our simple model is based on a number of assumptions, most notably an independent-electron picture, neglecting many-body effects and exchange interaction, and neglect of nuclear spin-spin interactions. A rigorous theory should take all of these effects into account in a self-consistent way. However, since the enhancement of the spin gap due to exchange is expected

to be small [22], we believe that the model presented here provides a valid first-order description of the physics of quantum pumping at $\nu = 2$ for timescales smaller than 10^{-4} s, the nuclear spin relaxation time [24].

Finally, let us estimate the magnitude of the pumped currents and polarization for typical experimental parameters. If the distance between the two QPCs $L = 300$ nm, the time it takes an electron to traverse this region $\tau_{\text{trav}} = 10^{-9}$ s [25] is much larger than the electron spin- \uparrow time $\tau_{\text{sp}} = 10^{-11}$ s [26], so that $\nu = 1$. Taking $B = 7$ T, $m = 0.61 \cdot 10^{-31}$ kg, $\mu = 1$ meV, $q^2 = k_0^2 = 0.1$, $\nu = 50$ GHz and $\tau_{\text{dwell}} = 10^{-5}$ s, we find that $I_1, I_2, I_3 = 1$ nA and $hI_{z,i} = \frac{10^6}{N_n}$. For $N_n = 10^7$ this would lead to a shift of 10% of the Zeeman energy gap, well within reach of observation.

In conclusion, quantum pumping may be useful to study and probe local dynamic nuclear polarization at the edge of a 2DEG in the quantum Hall regime. It provides a new technique to accurately manipulate and detect local nuclear spins. This is a topic of great recent interest, not in the least in view of possibilities to develop spin qubits in solid-state systems [23, 27].

Stimulating discussions with L.P. Kouwenhoven, Yu. V. Nazarov, and M. Heiblum are gratefully acknowledged. This work has been supported by the Stichting voor Fundamenteel Onderzoek der Materie (FOM), and by the EU's Human Potential Research Network under contract No. HPRN-CT-2002-00309 (QUACS).

[1] P.W. Brouwer, Phys. Rev. B 58, R10135 (1998).

[2] See e.g. I.L. Aleiner and A.V. Andreev, Phys. Rev. Lett. 81, 1286 (1998); F. Zhou et al., Phys. Rev. Lett. 82, 608 (1999); T.A. Shutenko et al., Phys. Rev. B 61, 10366 (2000); J.E. Avron et al., Phys. Rev. B 62, 10618 (2000); A.V. Andreev and A. Kamenev, Phys. Rev. Lett. 85, 1294 (2000); M.G. Vavilov et al., Phys. Rev. B 63, 195313 (2001); Y. Levinson, O. Entin-Wohlman, and P. Woelke, Physica A 302, 335 (2001); M. Blauberger and E.J. Heller, Phys. Rev. B 64, 241301 (2001); J.N.H.J. Cremers and P.W. Brouwer, Phys. Rev. B 65, 115333 (2002); J. Wang et al., Phys. Rev. B 65, 153311 (2002); M. Blauberger, Phys. Rev. B 65, 235318 (2002).

[3] M. Switkes, C.M. Marcus, K. Campman, and A.D. Gosard, Science 283, 1905 (1999).

[4] S.K. Watson, R.M. Potok, C.M. Marcus, and V. Umansky, cond-mat/0302492.

[5] For a review on electron transport through quantum dots see L.P. Kouwenhoven et al., in Proceedings of the Advanced Study Institute on Mesoscopic Electron Transport, L.P. Kouwenhoven, G. Schon, L.L. Sohn, Eds. (Kluwer, Dordrecht, 1997).

[6] The Quantum Hall Effect, edited by R.E. Prange and S.M. Girvin, (Springer, New York, 1987); Introduction

to the Theory of the Integer Quantum Hall Effect, M. Janssen, O. Viefhewer, U. Fastenrath and J. Hajdu, (VCH, Weinheim, 1994).

[7] S. Datta, Electronic Transport in Mesoscopic Systems, (Cambridge University Press, Cambridge, 1995).

[8] C.W.J. Beenakker and H. van Houten, Solid State Physics 44, 1 (1991).

[9] To the best of our knowledge, quantum pumping of charge has so far not been investigated in integer quantum Hall systems. We only know of one proposal by S.H. Simon, Phys. Rev. B 61, R16327 (2000), for a (classical) turnstile-like pump in a quantum Hall fluid.

[10] See e.g. S.B. Haley and H.J. Fink, Phys. Rev. B 60, 8225 (1999).

[11] R.B. Laughlin, Rev. Mod. Phys. 71, 863 (1998).

[12] J.H. Shirley, Phys. Rev. 138 B, 979 (1965); M. Wagner, Phys. Rev. B 49, 16544 (1994); W. Li and L.E. Reichl, Phys. Rev. B 60, 15732 (1999).

[13] S.-L. Zhu and Z.D. Wang, Phys. Rev. B 65, 155313 (2002); S.W. Kim, Phys. Rev. B 66, 235304 (2002).

[14] M. Moskalets and M. Buttiker, Phys. Rev. B 66, 205320 (2002).

[15] M. Blauberger (unpublished).

[16] Spin- \uparrow scattering also occurs in the regions to the left and the right of both QPCs. There, however, even though the electrons \uparrow their spin, they end up in the same lead as they would have otherwise, and the amount of spin \uparrow s would only be detectable in a spin-sensitive current measurement. We do not consider this possibility here.

[17] In deriving Eqs. (6) we have assumed that $\nu = 1$, so that $k = k_0$ as a prefactor, and that the electron gas below the two split gates is fully depleted. Both assumptions are discussed in Ref. [15].

[18] and $q = p$, so that $G_{AB} = G_{AC} = \frac{e^2}{h}$ during the entire pumping cycle.

[19] Here we assume that the extra energy of the \uparrow -spin electrons for frequencies $\nu > g_B B = \hbar$ is carried away by some dissipative mechanism such as phonons, see e.g. J.H. Kim et al., Phys. Rev. B 49, 16777 (1994).

[20] The general result is given by $hI_{z,i} = 3 \frac{e}{hN_n} \frac{q^2}{k_0^2(1+\nu)^4 N_n} [(2-\nu)(1-\nu^4) + (1+\nu^2)^2 + 4\nu^2 [\cos(3k_0L + \phi) \cos(2k_0L + \phi) - 4 \sin(3k_0L + \phi) - 4\nu^3 \sin(2k_0L + \phi)]_{\text{dwell}}$, with $p = k_0$, $0 < \phi < \pi$.

[21] K.R. Wald et al., Phys. Rev. Lett. 73, 1011 (1994).

[22] D.C. Dixon, K.R. Wald, P.L.M. cEuen, and M.R. McElloch, Phys. Rev. B 56, 4743 (1997).

[23] T. Machida et al., Appl. Phys. Lett. 82, 409 (2003).

[24] I.A. Merkulov, A.L.L. Efros, and M. Rosen, Phys. Rev. B 65, 205309 (2002).

[25] $\tau_{\text{trav}} = L/v$, with $v = \frac{\hbar k}{m} \frac{1}{1 + \frac{1}{2} \frac{m}{m_0}}$ and $\nu_0 = 0.08 \nu_c$ [10].

[26] Using Fermi's Golden Rule, $P_{\text{sp}} = \frac{2}{h} \hbar \sum_j |\mathcal{J}_{\text{hyp}}|^2 \delta(E_0 - E_{0,1})$, with $V_{\text{hyp}} = \sum_j A_j I_j$. Using $A_j = 90$ eV for GaAs, one obtains $\tau_{\text{sp}} = 10^{-11}$ s.

[27] B.E. Kane, Nature 393, 133 (1998); G. Salis et al., Phys. Rev. Lett. 86, 2677 (2001); K. Hashimoto et al., Phys. Rev. Lett. 88, 176601 (2002); J.M. Taylor, C.M. Marcus, and M.D. Lukin, cond-mat/0301323.