

Variation of Superconducting Transition Temperature in Hole-Doped Copper-Oxides

X. J. Chen

Department of Physics, Kent State University, Kent, Ohio 44242

H. Q. Lin

Department of Physics, The Chinese University of Hong Kong, Hong Kong, China

(Dated: November 1, 2018)

The experimentally observed difference of superconducting critical temperature T_c in hole-doped cuprates is studied by using an extended interlayer coupling model for layered d -wave superconductors. We show that the change of the maximum T_c from series to series is determined by the next nearest neighboring hopping t' , while the difference of the maximum T_c among the compounds in a homogeneous series is controlled by the interlayer pairing strength. Our results provide helpful guidelines in the search for new high- T_c superconductors.

PACS numbers: 74.72.-h, 74.62.-c

The nature of high temperature superconductors is a challenge problem in condensed matter physics. A common feature of copper oxide superconductors is the presence of CuO_2 plane. It has been observed that the superconducting critical temperature T_c varies parabolically with the hole concentration n_H in CuO_2 plane with a maximum T_c^{max} at an optimal doping level [1, 2]. However, T_c^{max} attainable is different from series to series, *e.g.* 35 K in $\text{La}_{2-x}\text{Sr}_x\text{CuO}_4$ [3] and 97 K in $\text{HgBa}_2\text{CuO}_{4+\delta}$ [4]. An obvious question is what is the crucial parameter that governs the T_c^{max} of each family.

Among various parameters proposed, the Madelung potential at the apical oxygen relative to that at the planar oxygens [5] was found to correlate with T_c^{max} rather well, pointing to the primary importance of the apical oxygens for the electronic structure relevant to superconductivity. Further investigations [6, 7] revealed that the effect of the apical oxygens on high- T_c superconductivity in reality translates into a correlation between T_c^{max} and the next nearest neighbor hopping parameter t' in the t - t' - J model. In these approaches, t' was considered as a single parameter reflecting the main difference among various cuprates. If we consider the homologous series, the universality of such a correlation would be seriously questioned. For example, the bilayer and trilayer Ti_2 -based and Hg-based compounds have almost same t' [7], but their T_c^{max} 's are significantly different.

Our goal in this work is to extract and identify which parameters govern the T_c behaviors in hole-doped cuprates. We apply an interlayer coupling model to CuO_2 layer systems and then calculate T_c based on the BCS gap equation with d -wave symmetry. Our results suggest that the difference of T_c^{max} from series to series is the result of different next nearest neighbor hopping t' , while the difference of T_c^{max} between the compounds in a homologous series is controlled by the interlayer coupling strength T_J .

The effective layered Hamiltonian we consider is

$$H = \sum_{lk\sigma} (\varepsilon_k - \mu) c_{k\sigma}^{\dagger l} c_{k\sigma}^l - \sum_{lkk'} V_{kk'} c_{k\uparrow}^{\dagger l} c_{-k\downarrow}^{\dagger l} c_{-k'\downarrow}^l c_{k'\uparrow}^l + \sum_{\langle ll' \rangle} \sum_k T_J(k) c_{k\uparrow}^{\dagger l} c_{-k\downarrow}^{\dagger l} c_{-k\downarrow}^{l'} c_{k\uparrow}^{l'} , \quad (1)$$

where ε_k is the quasiparticle dispersion, μ is the chemical potential, $c_{k\sigma}^{\dagger l}$ is a quasiparticle creation operator pertaining to the layer (l) with two-dimensional wave-vector k and spin σ . The summation over ll' runs over the layer indices of the unit cell. The intralayer interaction $V_{kk'}$ is assumed to be independent of l . The interlayer tunneling is parameterized by $T_J(k) = T_J(\cos k_x - \cos k_y)^4$ [8].

We assume that the superconducting gap is characterized by the nonvanishing order parameter $b_k^l = \langle c_{k\uparrow}^l c_{-k\downarrow}^l \rangle$. Based on the BCS theory the gap function Δ_k^l satisfies the following equation

$$\Delta_k^l = \sum_{k'} V_{kk'} b_{k'}^l + T_J(k) (b_k^{l+1} + b_k^{l-1}) , \quad (2)$$

where $b_k^l = \Delta_k^l \chi_k^l$ and the generalized pair susceptibility is $\chi_k^l = (2E_k^l)^{-1} \tanh(\beta E_k^l/2)$. The quasiparticle spectrum is $E_k^l = \sqrt{(\varepsilon_k - \mu)^2 + |\Delta_k^l|^2}$.

The spatial dependence of the gap is taken the form [9]: $\Delta_k^l = \Delta_k^{\pm} e^{\pm i\alpha l}$. Then the general solution of the homogeneous part is

$$\Delta_k^l = \Delta_k^+ e^{i\alpha l} + \Delta_k^- e^{-i\alpha l} . \quad (3)$$

Considering the fact that the gap vanishes on the layer ends $l = 0$ and $n + 1$, the natural boundary conditions for the gap are $\Delta_k^0 = \Delta_k^{n+1} \equiv 0$. The wave vector of the oscillating gap is then determined by

$$\begin{pmatrix} 1 & 1 \\ e^{i\alpha l} & e^{-i\alpha l} \end{pmatrix} \begin{pmatrix} \Delta_k^+ \\ \Delta_k^- \end{pmatrix} = 0 .$$

The vanishing determinant of the matrix provides a non-trivial solution only when $\alpha = \xi\pi/(n + 1)$ where ξ is an

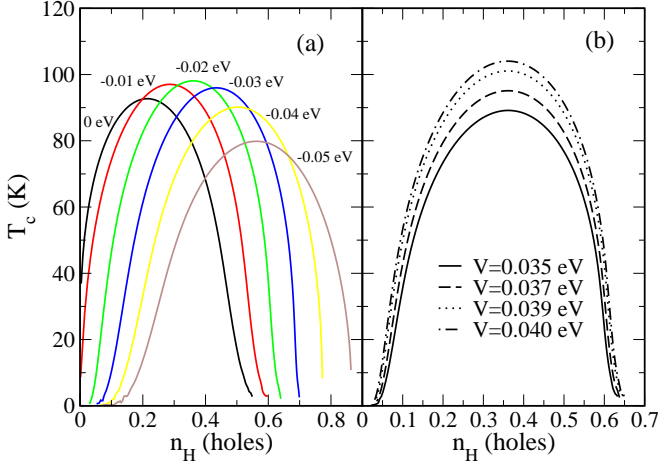


FIG. 1: T_c vs n_H for various t' with $V = 0.038$ eV (a) and for various V with $t' = -0.02$ eV (b) in monolayer cuprates.

integer. Thus we obtain $\Delta_k^+ = -\Delta_k^- \equiv \Delta_k$. The solution of spatial dependence of the gap is then

$$\Delta_k^l = 2i\Delta_k \sin\left(\frac{\xi\pi m}{n+1}\right). \quad (4)$$

The solution with the lowest energy is nodeless inside the n CuO₂ layers which leads to $m = 1$ for the superconducting state.

Around critical temperature T_c , we can take χ_k^l in a simple form: $\chi_k^l \simeq (2E_k)^{-1} \tanh(\beta E_k/2) \equiv \chi_k$ with $E_k = \sqrt{(\varepsilon_k - \mu)^2 + |\Delta_k|^2}$. Then gap magnitude Δ_k can be written as

$$\Delta_k - \sum_{k'} V_{kk'} \chi_{k'} \Delta_{k'} = f(n) T_J(k) \chi_k \Delta_k, \quad (5)$$

where $f(n) = 2 \cos(\pi/(n+1))$.

To account for the experimental observed d -wave gap, we assume a d -wave pairing potential

$$V_{kk'} = Vg(k)g(k'), \quad g(k) = \cos k_x - \cos k_y, \quad (6)$$

The gap magnitude is thus $\Delta_k = \Delta_0 g(k)$ and the parameter Δ_0 is determined by the following self-consistent equation:

$$1 = \frac{1}{2N} \sum_k \frac{Vg^2(k) + f(n)T_J(k)}{E_k} \tanh\left(\frac{\beta E_k}{2}\right). \quad (7)$$

The value of T_c in layered d -wave superconductors is then obtained by solving Eq. (7) at $\Delta_0 = 0$.

In order to self-consistently calculate T_c for a given μ in conjunction with the equation determining n_H , we need an explicit form of ε_k . It has been established [10] that the quasiparticle excitation spectrum of cuprates can be

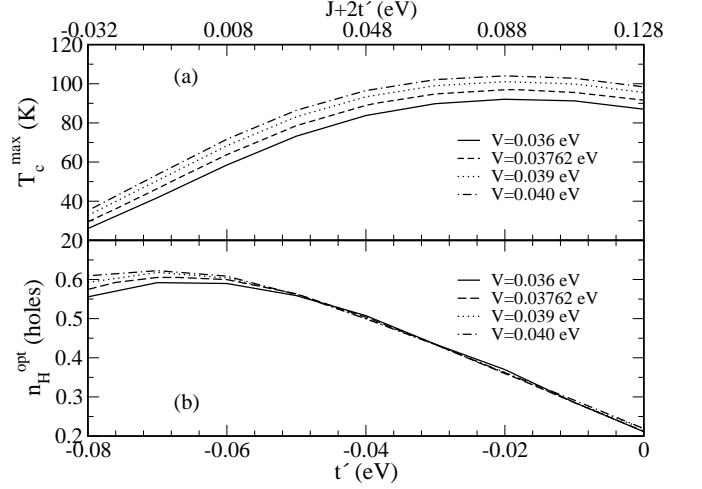


FIG. 2: Calculated T_c^{max} (a) and n_H^{opt} (b) as a function of t' (or $J + 2t'$) for various V in monolayer cuprates.

well described by the t - t' - J model. Within the framework of the t - t' - J model, the dispersion ε_k is given by [11, 12]

$$\varepsilon_k = (J + 2t') \cos k_x \cos k_y + \frac{J}{4} (\cos 2k_x + \cos 2k_y). \quad (8)$$

For monolayer insulator La₂CuO₄, experiments [13] and theoretical calculations [14] give a $J = 0.128$ eV. There are small variations of J among various Cu-O insulators [15] but we expect a value of $J = 0.128$ eV is a generally good representation for all Cu-O materials. Then one can determine T_c as a function of n_H based on Eqs. (7) and (8) once having knowledge of t' , V , or/and T_J .

First we consider the variation of T_c in monolayer ($n = 1$) hole-doped cuprates. Figures 1 (a) and (b) show the calculated T_c in monolayer superconductors as a function of n_H in some interested parameters range of t' and V . As shown, T_c initially increases with increasing n_H , takes a maximum around an optimal doping level n_H^{opt} and then decreases with further increasing n_H . This parabolic relation between T_c and n_H agrees with general experimental observations in monolayer cuprates [1, 2]. We notice that T_c^{max} systematically changes with t' , but it monotonically increases with V , as one expects. The difference between these two parameters is that n_H^{opt} depends significantly on t' , while it scarcely changes for different values of V . These results indicate that the parameters controlling T_c^{max} would be either t' or V or both of them.

In Fig. 2 we plotted the t' dependence of both T_c^{max} and n_H^{opt} for monolayer cuprates. As t' increases, T_c^{max} increases and then decreases through a maximum for all V studied. The occurrence of the maximum implies that the enhancement of T_c^{max} due to the increase in t' is limited. n_H^{opt} behaves in a similar manner with t' as T_c^{max} . For $J + 2t' > 0$, n_H^{opt} decreases with increasing t' . Al-

TABLE I: Summary of the experimental results of the critical temperature T_c^{max} at optimal doping, the distance $d_{Cu-O(a)}$ between the copper and apical oxygen atoms, the distance $d_{Cu-O(p)}$ between the copper and in-plane oxygen atoms, and the calculated values of the bond valence sums of copper V_{Cu} and the difference in the Madelung site potentials ΔV_M for a hole between the in-plane oxygen and copper atoms in some typical monolayer cuprates.

Cuprates	T_c^{max} (K)	$d_{Cu-O(a)}$ (Å)	$d_{Cu-O(p)}$ (Å)	V_{Cu}	ΔV_M (eV)
La _{1.85} Sr _{0.15} CuO ₄	35	2.4124	1.8896	2.539	49.620
Bi ₂ Sr _{1.61} La _{0.39} CuO _{6+δ}	36	2.461	1.901	2.437	48.437
TlBa _{1.2} La _{1.8} CuO ₅	52	2.500	1.9240	2.280	48.409
Tl ₂ Ba ₂ CuO ₆	90	2.714	1.9330	2.135	47.081
HgBa ₂ CuO _{4+δ}	97	2.780	1.9375	2.091	46.81

TABLE II: The critical temperature T_c^{max} and the ratio of T_J/V in homogeneous copper-oxides series at optimal doping. The brackets are the experimental data taken from the works of Refs. [2, 3, 4, 5, 16, 17, 23, 25, 28].

n	1	2	3	4	5	∞	T_J/V
Bi ₂ Sr ₂ Ca _{n-1} Cu _n O _{2n+4+δ}	36.0 (36)	90.0 (90)	115.5 (110)	127.8	134.7	150.7	0.1945
Tl ₂ Ba ₂ Ca _{n-1} Cu _n O _{2n+4+δ}	90.0 (90)	115.0 (115)	125.2 (125)	130.1 (116)	132.9	139.4	0.0906
TlBa ₂ Ca _{n-1} Cu _n O _{2n+3+δ}	52.0 (52)	107.0 (107)	131.3 (133.5)	143.0 (127)	149.5	164.6	0.1930
HgBa ₂ Ca _{n-1} Cu _n O _{2n+2+δ}	97.0 (97)	127.0 (127)	139.2 (135)	145.2 (129)	148.6 (110)	156.4	0.1135

though T_c^{max} depends on V , n_H^{opt} is nearly independent of V over a wide range of t' .

To trace the clue to the change of T_c^{max} among monolayer cuprates, we list in Table I the experimental results of T_c^{max} [2, 3, 4, 16, 17], the distance $d_{Cu-O(a)}$ between the copper and apical oxygen atoms and the distance $d_{Cu-O(p)}$ between the copper and in-plane oxygen atoms taken from the works in Refs. [4, 5], the calculated values of bond valence sums (BVS) of copper V_{Cu} and the difference in the Madelung site potential for a hole between the copper and the in-plane oxygen ΔV_M . To get effective BVS of copper, we follow the method proposed by Brown [18]. The results of ΔV_M based on the structural data are taken from the works in Refs. [5, 19]. Here we observe one important experimental fact: T_c^{max} increases systematically with enlarging $d_{Cu-O(a)}$. Band structure calculations [7] revealed that t' increases with $d_{Cu-O(a)}$ for the monolayer cuprates reported so far. Thus the increase of T_c^{max} with increasing t' should capture the basic physics of the monolayer cuprates.

It has been proposed [20, 21] that V_{Cu} and ΔV_M are two essential factors governing T_c and represent an essentially equivalent physical content. Materials with larger T_c^{max} tend to have a smaller V_{Cu} [20] or ΔV_M [21]. Since the variation of V_{Cu} or ΔV_M reflects the corresponding change of n_H [21, 22, 23], the increase of the calculated T_c^{max} with decreasing n_H^{opt} for a wide t' range is obviously consistent with the experimental data shown in Table I. This n_H^{opt} dependence of T_c^{max} is also consistent with the muon spin resonance (μ SR) measurements [24]. On the other hand, the fact that the change of T_c^{max} with V is almost independent of n_H^{opt} (Fig. 2(b)) rules out the

possibility of V being a dominant factor in governing the change in T_c^{max} . The present results lead us to conclude that the increase of T_c^{max} with $d_{Cu-O(a)}$ among the monolayer cuprates is a result of the increase in t' . One prediction is that T_c^{max} decreases with further increasing t' after through a saturation. Thus, materials with a relatively long $d_{Cu-O(a)}$ bondlength would not expect to have a high T_c^{max} .

The values of t' were determined in a self-consistent way as follows. From Fig. 2 (a) we learned that there exists a maximum for given V . Among the monolayer cuprates discovered so far, HgBa₂CuO_{4+δ} possesses the highest T_c^{max} of 97 K. Assuming this is the highest value in all monolayer cuprates, we derived a value of $V = 0.03762$ eV from curves of T_c^{max} versus t' . Equation (7) yields $t' = -0.0183$ eV for the optimally doped HgBa₂CuO_{4+δ}. For other optimally doped monolayer compounds with $T_c^{max} < 97$ K, t' should be smaller than -0.0183 eV because of their shorter $d_{Cu-O(a)}$. The relative t' is then obtained by using the experimentally observed T_c^{max} .

Next we consider n , the number of CuO₂ layers, dependence of T_c in the layered homogeneous series. In general, T_c^{max} initially increases with n , maximizes at $n = 3$, and then decreases with further increasing n [25]. To calculate T_c for multilayers, we use the same dispersion ε_k and V as obtained from the monolayer. The interlayer tunneling strength T_J is determined by using the experimental values of T_c^{max} for monolayer and bilayer compounds in the same homogeneous series. As an example, in Fig. 3, we show curves of calculated T_c versus n_H as a function of layer number n in the Hg-based

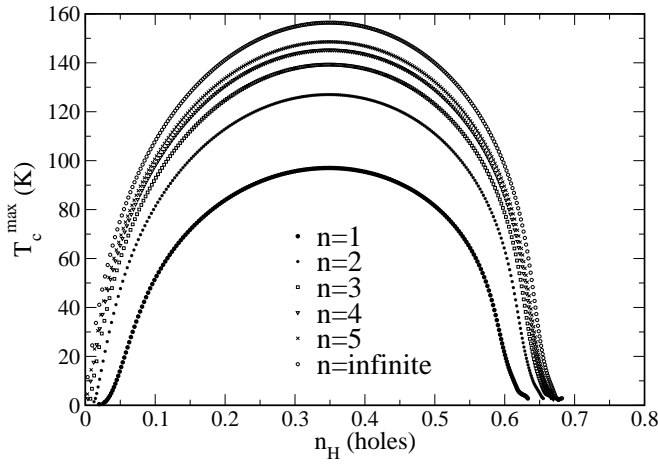


FIG. 3: Calculated T_c vs n_H in $\text{HgBa}_2\text{Ca}_{n-1}\text{Cu}_n\text{O}_{2n+2+\delta}$ as a function of the number of CuO_2 layers.

series. The parabolic behavior is generally observed for any layered compound. The calculated T_c^{max} in four typical homogeneous series are summarized in Table II. The experimental results are also listed for comparison. As can be seen, T_c^{max} initially increases with increasing n and then saturates as $n \rightarrow \infty$. This behavior is in good agreement with those obtained from both the interlayer mechanism [9, 26] and Ginzburg-Landau theory [27, 28]. The upper limit of T_c^{max} for infinite layer compound is in the range of 139.4 to 164.6 K. The highest T_c^{max} of 164.6 K is found in the Tl-based series. Our results for $n = 3$ agree with experiments very well. The predictions made here for T_c^{max} of the trilayer compound is the best ones compared to previous theories [9, 26, 27, 28].

The present study shows that interlayer coupling is the driving force for the enhancement of T_c^{max} for multilayer systems. This does not conflict with the experimental fact that T_c^{max} saturates as $n \geq 3$. In fact, there exist five-fold (outer) and four-fold CuO_2 (inner) planes surrounded by pyramidal and square oxygens in the multilayer system. Investigations carried out by different experimental techniques and model calculations [23, 29, 30, 31] showed that the distribution of charge carriers are nonhomogeneous among the CuO_2 sheets and the hole concentration in the outer CuO_2 plane is larger than that in the inner CuO_2 plane. BVS analyses [23] and NMR studies [31] on the Hg-based series revealed that the highest T_c^{max} corresponds to the smallest difference in n_H between two types of CuO_2 planes. When the number of CuO_2 layer is larger than three, the reduction of T_c^{max} comes from the large difference in n_H between the outer and inner CuO_2 planes. For compounds with more than three CuO_2 planes, the enhancement of T_c^{max} seems possible at ambient pressure if one can adequately dope the inner planes.

In summary, we have investigated the observed T_c vari-

ation in hole-doped cuprates on the basis of an extended interlayer coupling model. We demonstrate that the next nearest neighboring hopping t' dominates the variation of the maximum T_c from series to series and the interlayer coupling strength controls the difference of the maximum T_c among the compounds in a layered homogeneous series. These results provide helpful guidelines in the search for new high- T_c superconductors.

The authors are grateful to J. S. Schilling and W. G. Yin for many helpful discussions. This work was supported in part by the Earmarked Grant for Research of Project CUHK 4037/02P.

-
- [1] see, J. B. Torrance *et al.*, Phys. Rev. Lett. **61**, 1127 (1988); Q. Xiong *et al.*, Phys. Rev. B **50**, 10346 (1994).
 - [2] Y. Ando *et al.*, Phys. Rev. B **61**, R14956 (2000).
 - [3] R. J. Cava *et al.*, Phys. Rev. B **35**, 6716 (1987).
 - [4] J. L. Wagner *et al.*, Physica (Amsterdam) **210C**, 447 (1993).
 - [5] Y. Ohta, T. Tohyama, and S. Maekawa, Phys. Rev. B **43**, 2968 (1991).
 - [6] R. Raimondi, J. H. Jefferson, and L. F. Feiner, Phys. Rev. B **53**, 8774 (1996).
 - [7] E. Pavarini *et al.*, Phys. Rev. Lett. **87**, 047003 (2001).
 - [8] S. Chakravarty *et al.*, Science **261**, 337 (1993).
 - [9] K. Byczuk and J. Spalek, Phys. Rev. B **53**, R518 (1996).
 - [10] see, K. J. van Szczepanski *et al.*, Phys. Rev. B **41**, 2017 (1990); E. Dagotto, A. Nazarenko, and A. Moreo, Phys. Rev. Lett. **74**, 310 (1995); W. G. Yin, C. D. Gong, and P. W. Leung, *ibid.* **81**, 2534 (1998).
 - [11] S. Maekawa, T. Tohyama, and Y. Shibata, Mater. Sci. Eng. B **63**, 159 (1999).
 - [12] V. I. Belinichler, A. L. Chernyshev, and V. A. Shubin, Phys. Rev. B **53**, 335 (1996), *ibid.* **54**, 14914 (1996).
 - [13] B. Kermer *et al.*, Phys. Rev. B **46**, 14 034 (1992).
 - [14] M. S. Hybertsen *et al.*, Phys. Rev. B **41**, 11 068 (1990).
 - [15] P. E. Sulewsky *et al.*, Phys. Rev. B **41**, 225 (1990).
 - [16] M. A. Subramanian *et al.*, Physica (Amsterdam) **166C**, 19 (1990).
 - [17] C. C. Torardi *et al.*, Phys. Rev. B **38**, 225 (1988).
 - [18] I. D. Brown, J. Solid State Chem. **82**, 122 (1989).
 - [19] M. Muroi, Physica (Amsterdam) **219C**, 129 (1994).
 - [20] D. M. de Leeuw *et al.*, Physica (Amsterdam) **166C**, 133 (1990).
 - [21] S. Tanaka, J. Appl. Phys. Jpn. **33**, 1004 (1994).
 - [22] M.-H. Whangbo and C. C. Torardi, Science **249**, 1143 (1990).
 - [23] X. J. Chen *et al.*, Chem. Phys. Lett. **258**, 1 (1996).
 - [24] Y. J. Uemura, Physica (Amsterdam) **282C-287C**, 194 (1997).
 - [25] Recent measurements on $\text{TiBa}_2\text{Ca}_{n-1}\text{Cu}_n\text{O}_{2n+3+\delta}$ show $T_c^{\text{max}} = 133.5$ K for $n=3$ and 127 K for $n=4$, respectively, see, A. Iyo *et al.*, Physica (Amsterdam) **357-360C**, 324 (2001).
 - [26] J. M. Wheatley, T. C. Hsu, and P. W. Anderson, Nature (London) **333**, 121 (1988).
 - [27] J. L. Birman and J. P. Lu, Phys. Rev. B **39**, 2238 (1989).
 - [28] X. J. Chen and C. D. Gong, Phys. Rev. B **59**, 4513 (1999).

- [29] M. Di Stasio, K. A. Müller, and L. Pietronero, Phys. Rev. Lett. **64**, 2827 (1990).
- [30] A. Trokiner *et al.*, Phys. Rev. B **44**, 2426 (1991).
- [31] H. Kotegawa *et al.*, J. Phys. Chem. Solids **62**, 171 (2001).