

Fractal Conductance Fluctuations: Beyond the Semiclassical Picture

A.P. Micolich^{1,2,*}, R.P. Taylor^{1,*}, T.P. Martin¹, R. Newbury², T.M. Fromhold³, A.G. Davies⁴, H. Linke¹,
W.R. Tribe⁴, L.D. Macks², C.G. Smith⁴, E.H. Linfield⁴ and D.A. Ritchie⁴

¹ *Physics Department, University of Oregon, Eugene OR 97403-1274.*

² *School of Physics, University of New South Wales, Sydney NSW 2052, Australia.*

³ *School of Physics and Astronomy, University of Nottingham, Nottingham NG7 2RD, U.K.*

⁴ *Cavendish Laboratory, University of Cambridge, Cambridge CB3 0HE, U.K.*

(Received # Month ####; published # Month ####)

Recent investigations of fractal conductance fluctuations (FCF) in electron billiards reveal crucial discrepancies between experimental behavior and the semiclassical Landauer-Buttiker (SLB) theory that predicted their existence. In particular, the roles played by the billiard's geometry, potential profile and the resulting electron trajectory distribution are not well understood. We present measurements on two new devices – a ‘disrupted’ billiard device and a ‘bilayer’ billiard device – designed to probe directly these three characteristics. Our results demonstrate that intricate processes beyond those proposed in the SLB theory are required to explain FCF.

PACS Numbers: 73.23.-b, 05.45.Df, 85.35.-p

Conductance fluctuations have proven to be a sensitive probe of electron dynamics and chaotic phenomena in semiconductor billiards. These billiards consist of electrons scattering ballistically around a micron-sized two-dimensional (2D) cavity bounded by shaped walls [1,2] and are typically defined in the 2D electron gas (2DEG) of an AlGaAs/GaAs heterostructure using surface gates [3] (see Fig. 1). At milli-Kelvin temperatures, quantum interference dominates the electrical conductance of the billiard, generating reproducible fluctuations as a function of magnetic field [1,2] (see Fig. 2). Recent experiments have concentrated on a key feature of electron billiards, a ‘soft’ potential profile with approximately parabolic walls and a flat bottom [4], which produces ‘mixed’ chaotic/stable electron dynamics. In 1996, a semiclassical Landauer-Buttiker (SLB) theory was used to predict that this mixed phase-space would produce fractal conductance fluctuations (FCF) [5] that exhibit recurring structure at different magnetic field scales [6]. FCF have since been observed in experiments [7,8]. However, they are still far from well understood. A recent experiment [9] revealed significant limitations in the predictions of the SLB theory – in particular, the FCF exist well outside the semiclassical regime. Furthermore, a number of alternative theories [10-13] for FCF have recently been published that disagree on the roles of the soft-wall potential profile, the billiard geometry and the resulting electron trajectory distribution and dynamics in generating FCF. These new theories include a semiclassical analysis based on the Kubo formalism [10], a quantum-mechanical analysis of both the fully chaotic [11] and integrable [12] regimes and a 2D tight-binding model [13].

In this Letter, we discuss three new experiments designed to target *directly* the key differences between the contending theories for FCF [5,10-13]. In particular, we address the fundamental question of the link between FCF and the underlying electron trajectory distribution with three specific measurements. First, using a ‘disrupted’ billiard device (Fig. 1(a)), we explore the effect of altering the geometry whilst

maintaining a constant confining potential profile and observe that the resulting change in trajectories has little effect on the statistical properties of the FCF. Second, we use temperature to systematically eliminate the contribution of longer trajectories in this device, and find that the FCF do not respond in the manner expected from the original SLB theory. Finally, using a ‘bilayer’ billiard device (Fig. 1(b)) we vary the potential profile whilst keeping geometry constant and find that changes in potential profile only have a measurable effect on the statistics of FCF in the regime where semiclassical theories are valid.

A key statistical parameter in the study of FCF is the fractal dimension D_F , which quantifies the scaling relationship between conductance fluctuations at different scales [5,7-13]. An important prediction of the semiclassical Kubo theory [10] compared to the SLB theory [5] is that, although the FCF should be affected by the electron dynamics and softness of the potential profile, D_F should be independent of the detailed geometric shape of the billiard. Two other recent theories go further and suggest that the existence and properties of FCF may not depend on *any* of these three parameters. The first reports fractal fluctuations in a strongly quantized non-chaotic billiard [12] where a soft-wall profile and its associated mixed phase-space do not occur. The second reports fractal fluctuations in 2D tight-binding models of both chaotic and non-chaotic billiards [13], where FCF occur *without* a mixed phase-space and the profile plays no role.

We recently reported an extensive experimental study of the D_F dependence on tunable parameters such as the enclosed billiard area A , temperature T and the number of conducting modes n in the entrance and exit quantum point contacts (QPCs) [9]. Remarkably, we found that the D_F of the FCF is directly dependant on an empirical parameter Q that quantifies the resolution of the billiard's energy level spectrum. This parameter Q is defined as the ratio of the billiard's mean energy level spacing ΔE_S to the billiard's mean energy level broadening ΔE_B . The broadening ΔE_B is affected by the

quantum lifetime τ_q , which is limited by phase breaking scattering. The relationship between D_F and Q was discovered through the observation that all of the measured D_F values condensed onto a single, well-defined curve as a function of Q (see Fig. 3(a) – solid symbols), referred to as the ‘ Q curve’. The evolution of FCF charted on the Q curve spans a large range of billiard parameters. The fluctuations are fractal over the entire range between the limits $Q \rightarrow 0$ and $Q \cong 10$ where $D_F \rightarrow 1$ and the fluctuations become non-fractal. Starting at $Q = 0$ in Fig. 3(a), D_F rises sharply with increasing Q , attaining a peak value of ~ 1.5 at exactly $Q = 1$, and thereafter decreases linearly with increasing $Q > 1$.

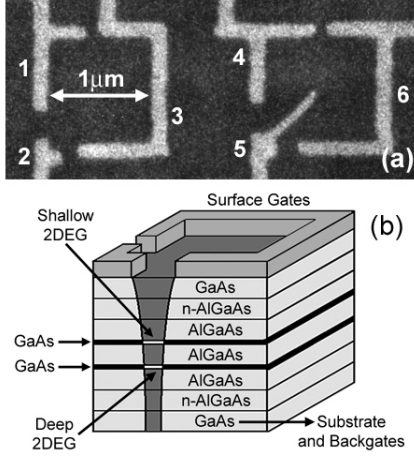


Figure 1: (a) Scanning electron micrograph of the disrupted billiard device showing the surface gates (numbers discussed in text) that define the empty (left) and disrupted (right) billiards. (b) Schematic (not to scale) of the bilayer billiard device where a common set of gates defines billiards in shallow and deep 2DEGs. The relative potential profiles of these two billiards are discussed in the text and are purely illustrative.

The disrupted billiard device overcomes the main limitation of the experiment in [9], which is that the similar geometries of the billiards used – all were ‘empty’ (no scattering obstacles in the billiard), rectangular billiards – leads to electron trajectory distributions sufficiently similar as to escape detection as an influence on D_F . Figure 1(a) shows a scanning electron micrograph of the gate pattern for the disrupted billiard device, which consists of two billiards, each formed by three independently controllable surface-gates. The empty square billiard on the left (gates 1, 2 and 3) is $1 \mu\text{m}$ wide, with two QPCs (bottom left corner) [14] and serves as a control device for the experiment. The billiard on the right (gates 4, 5 and 6) is the disrupted billiard – a square nominally identical to that on the left, but with the addition of a narrow, diagonal, trajectory disrupting ‘finger gate’ that extends from the corner between the QPCs to the billiard’s center. This finger gate is designed to radically alter the electron trajectories with minimal impact on both the overall geometry established by the outer walls (a square billiard) and the enclosed billiard area A (the finger-gate reduces A by $< 3\%$). The devices are located within close proximity ($< 1 \mu\text{m}$ apart) on the same chip to ensure closely matched material parameters (electron density n_s

$= 4.2 \times 10^{11} \text{ cm}^{-2}$ and mobility $\mu = 2.5 \times 10^6 \text{ cm}^2/\text{Vs}$) and measurement conditions (e.g., equal T). Note that, although the two billiards are in series, only one is active at any time (the other billiard’s gates are grounded). For each billiard, we tune the gate biases so that their two QPCs both transmit either $n = 2$ or 5 modes each. The combination of proximity and identical T and n ensures that between the two devices the measured τ_q differs by $< 10\%$ and hence Q differs by $< 2.5\%$ for each data set at a given T and n . Devices were mounted in thermal contact with a mixing chamber of a dilution refrigerator and measured using a low frequency, constant current lock-in technique. Fractal analysis of the conductance fluctuations was performed using a modified box-counting method [15]. The measurement and analysis techniques are discussed in detail in [16].

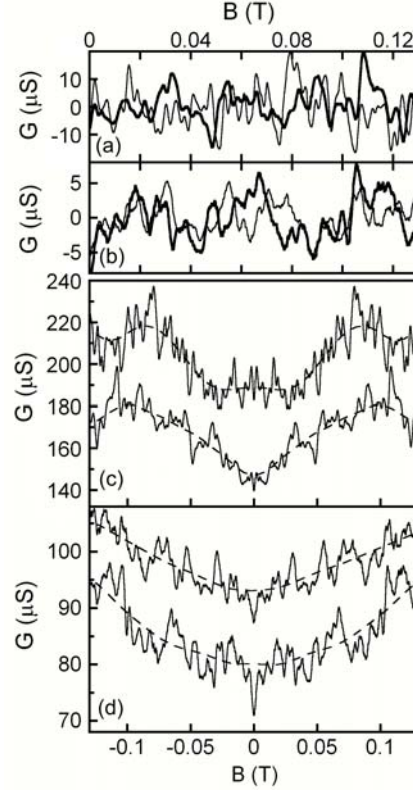


Figure 2: An overlay of FCF traces with classical background fits subtracted and $B > 0$ (top axis) for: (a) the empty (thin line) and disrupted (thick line) billiards with $n = 5$ and $T = 50 \text{ mK}$ and (b) the shallow (thin line) and deep (thick line) billiards with $n = 2$ and $T = 50 \text{ mK}$. FCF (bottom axis) for: (c) the empty (upper) and disrupted (lower) billiards and (d) the shallow (upper) and deep (lower) billiards. The dashed lines are fits to the classical background.

The two traces in Fig. 2(c) show the measured conductance for the empty and disrupted billiards at $T = 50 \text{ mK}$ and $n = 5$, and reveal FCF superimposed on a smoothly varying classical background. We isolate this background using a locally weighted least squares fitting procedure. These fits are shown as dashed lines in Fig. 2(c) and are qualitatively similar to traces measured at $T = 4.2 \text{ K}$, where quantum interference fluctuations are heavily suppressed, supporting the validity of

the fits. The two background fits are significantly different, demonstrating that the finger gate has altered the electron trajectory distribution in the billiard. This is further confirmed by the fact that the empty billiard has a larger overall conductance than the disrupted billiard; the finger gate acts to obstruct direct trajectory paths between the two QPCs [17]. In order to facilitate a direct comparison of the individual features of the two sets of fluctuations, we have subtracted the fitted backgrounds from each trace and overlaid them in Fig. 2(a). An inspection of these overlaid traces reveals the expected clear differences in the individual fluctuation features. However, despite these differences, the fractal statistics for the two traces, as quantified by D_F , are effectively identical. This is demonstrated in the Q curve in Fig. 3(a), where the data for both billiards condense onto the same curve found in [9]. This result clearly demonstrates that, in terms of determining D_F , only Q is important. In particular, provided the enclosed area is the same for the two billiards, its geometry and the resulting detailed nature of the electron trajectories do not determine D_F . This insensitivity of D_F to geometric details contradicts [5] and agrees with [10].

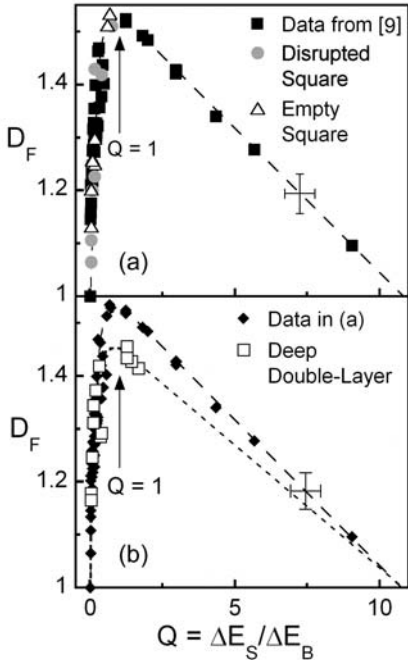


Figure 3: (a) The D_F values from the empty and disrupted billiards as a function of Q overlaid on the original Q curve from [9]. (b) The same data as (a) with the addition of the deep billiard D_F vs. Q values. In each case the dashed lines are guides to the eye. The error bars indicate the expected maximum uncertainty in D_F and Q .

We now highlight a major discrepancy between experimental behavior and the SLB theory [5]. The region where semiclassical theories [5,10] are valid centers on $Q = 1$. In this regime τ_q is sufficiently long that typical electron waves traverse the billiard without suffering phase-breaking scattering, and the ratio S of the billiard width to the electron Fermi wavelength is sufficiently large (~ 25) for the semiclassical picture of wave propagation along classical

trajectories to hold. Significantly, $Q = 1$ coincides with the peak in the Q curve and the peak D_F of ~ 1.5 matches the maximum value predicted by the SLB theory [5,8]. We now examine how the FCF evolves as Q moves away from unity. Consider, first, reducing Q below 1, which we achieve through a reduction of τ_q . According to [5], D_F is directly related to the exponent γ of a power-law distribution of the areas enclosed by closed trajectory loops. Therefore, D_F should depend only on parameters that directly affect γ through rearrangements of the area distribution, and hence should not depend on parameters that determine τ_q such as T . Instead, reducing τ_q should simply render the longer trajectories phase-incoherent and prevent the largest enclosed areas from contributing to the FCF. Thus, fluctuations with small magnetic field period ΔB should be suppressed first, leaving the large ΔB fluctuations relatively unaffected [1,5]. In Fig. 4, we show scaling plots obtained from the disrupted billiard (Fig. 1 – right) for $T = 50$ mK (top), 500 mK and 1.2 K (bottom). Not only does the whole ΔB spectrum evolve with T , maintaining the fractal scaling relationship and leading to a change in D_F that depends on both τ_q and T , but the lower ΔB cut-off in fractal scaling shifts in the *opposite* direction to that predicted by the simple SLB theory arguments above. We also observe this effect in the empty square billiard (Fig. 1 – left). Interestingly, the semiclassical Kubo theory [10] agrees with the experimentally observed D_F evolution with T and τ_q . We observe a similar behavior for $Q > 1$. This is achieved by increasing ΔE_S through a reduction of billiard area. For smaller billiard areas, the Heisenberg time t_H is reduced, preventing the longer trajectory loops from contributing to the semiclassical process, and so suppressing the small ΔB fluctuations. In contrast to this SLB prediction [5], we find that the *whole* ΔB spectrum evolves to maintain the fractal scaling relationship, similar to the $Q < 1$ case. In summary, in moving away from $Q = 1$ (whether by increasing or decreasing Q) we find that the ΔB range over which the FCF are observed does not decrease, contradictory to the behavior predicted by the SLB theory [5]. Instead, the fractal character is preserved and D_F evolves smoothly, decreasing gradually towards 1. A consequence is that the FCF are observed over substantially larger ranges of Q than predicted, persisting well beyond the range of conditions required for the semiclassical theories to be valid. This behavior is, however, consistent with aspects of the other theoretical studies [11-13], which indicate that FCF can exist for high Q [11], well outside the conditions required by [5,10]. However, at present, a detailed explanation for our observation of FCF at *both* high and low Q is lacking.

We now turn to the role of potential profile in determining D_F . This is achieved using the bilayer billiard device shown schematically in Fig. 1(b), which features a pair of parallel, closely spaced 2DEGs at depths of 90 nm (shallow) and 140 nm (deep) beneath the heterostructure surface. Full details of the architecture, fabrication and operation of this device are discussed in [18]. In brief, a single set of three surface gates with a geometry identical to the left-hand (empty) billiard in Fig. 1(a) are used to define both the deep and shallow billiards, which, as a result, have the same nominal geometry but differing potential profile by virtue of their different depths

beneath the surface gates. Using a selective gating technique [16,18], the billiards can be measured independently in a two-step process. The 2DEGs have matched $n_s = 2.9 \times 10^{11} \text{ cm}^{-2}$, similar mobilities ($\mu = 1.3 \times 10^6$ (shallow) and $1.1 \times 10^6 \text{ cm}^2/\text{Vs}$ (deep)) and identical T . For both billiards, the gates are tuned so that both QPCs have matching $n = 2, 5$ or 8 . Under these conditions, the two billiard areas A differ by $< 15\%$ [18]. Based on the data in [9], we predict that this difference in A produces less than a 1% change in D_F . In terms of geometry (n, A and gate shape), the two billiards are therefore essentially identical. To determine the profiles of the two billiards, we used a self-consistent Schrödinger-Poisson model [4]. The shallow billiard has the softer profile due to the smaller gate bias required to define it [18]. The potential gradient at the Fermi energy (used as a measure of softness) differs by a factor of three between the two billiards and the two profiles differ by $\geq 0.5 \text{ meV}$ (corresponding to 5% of E_F) across more than a quarter of the width of the billiard. Given the predicted critical sensitivity to profile [5], this difference is expected to significantly impact on the details of the FCF predicted by the SLB and Kubo theories [5,10].

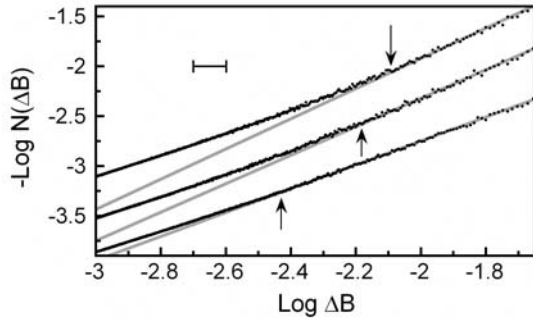


Figure 4: Fractal scaling plots for FCF data obtained from the disrupted billiard for $T = 50 \text{ mK}$ (top), 500 mK and 1.2 K (bottom). The linear fits yield D_F values of 1.51, 1.43 and 1.20 respectively. Arrows indicate the lower cutoffs for fractal behavior, which occur at $\log \Delta B = -2.09, -2.18$ and -2.43 respectively. The expected uncertainty on these lower cut-offs is indicated by the error bar.

Typical FCF for the shallow and deep billiards are shown in Fig. 2(d). A procedure identical to that employed for the traces in Fig. 2(a) and 2(c) is used to produce the fitted backgrounds in Fig. 2(d) and the overlay of the background-subtracted FCF in Fig. 2(b). The two classical background fits in Fig. 2(b) are strikingly similar, confirming that the shallow and deep billiards have the same nominal geometry (i.e., size and shape). Figure 2(b) demonstrates that the differing wall profile induces a significant change in the precise details of the FCF, and intuitively, one might expect that the fractal scaling has changed, as predicted by the semiclassical theories [5,8,10]. In Fig. 3(b), the D_F vs. Q data obtained for the deep billiard is superimposed on the original data from [9], which already contained the shallow billiard data (device C in [9]). Two separate results are indicated in this additional data. In the regime $Q < 1$, the D_F vs. Q behavior of the deep and shallow billiards agree well within experimental uncertainties. In other words, although the difference in billiard profile is

sufficient to induce changes in the individual features of the FCF, the statistical characteristics of the FCF are not affected. In the vicinity of $Q = 1$, however, the D_F values obtained for the deep billiard (with the harder wall profile) are significantly lower than those measured for the shallow billiards. Here, the conditions required by the semiclassical theories [5,10] are satisfied, and D_F is predicted and observed to be sensitive to changes in potential profile. The dashed line in Fig. 3(b) indicates a predicted trend for the second Q curve, where the change to a harder potential profile suppresses the peak D_F whilst maintaining the general form of the Q curve. Unfortunately, high Q measurements for the deep billiard were not possible due to difficulties in defining small billiards with controlled QPCs on the bilayer heterostructure.

In conclusion, we have discussed experiments on two new devices aimed at directly probing the impact of billiard geometry and soft-wall profile on the properties of FCF. We found that D_F is unaffected by the change in geometry induced by the introduction of a trajectory disrupting ‘finger gate’. This insensitivity contradicts the semiclassical Landauer-Buttiker theory for FCF [5] but is in general agreement with other recent theories [10-13]. The role of potential profile depends on whether semiclassical conditions exist within the billiard. In the vicinity of $Q = 1$, D_F is sensitive to the potential profile, in agreement with [5,10]. However, for $Q < 1$, where the semiclassical approximation breaks down, D_F is insensitive to profile; no theory for FCF currently exists for this regime. Our results suggest that more complicated processes than those predicted in the semiclassical models are responsible for the observed behavior of FCF; an understanding of these processes is an ongoing challenge in studies of quantum chaotic systems.

We acknowledge financial support from the Australian Research Council. APM is an ARC Postdoctoral Fellow, RPT is a Research Corporation Cottrell Scholar and TPM is an NSF IGERT Fellow. We thank M. Pepper, P.E. Lindelof and A.R. Hamilton for support and valuable discussions.

* E-mail: mico@phys.unsw.edu.au, rpt@darkwing.uoregon.edu

- [1] R.A. Jalabert, H.U. Baranger and A.D. Stone, *Phys. Rev. Lett.* **65**, 2442 (1990); C.M. Marcus *et al.*, *Phys. Rev. Lett.* **69**, 506 (1992).
- [2] J.P. Bird *et al.*, *Rep. Prog. Phys.* **66**, 583 (2003).
- [3] R.P. Taylor, *Nanotechnology* **5**, 183 (1994).
- [4] T.M. Fromhold *et al.*, *Physica B* **249-251**, 334 (1998).
- [5] R. Ketzmerick, *Phys. Rev. B* **54**, 10841 (1996).
- [6] J.-F. Gouyet, *Physics and Fractal Structures* (Springer-Verlag, New York 1996).
- [7] A.P. Micolich *et al.*, *J. Phys.: Condens. Matter* **10**, 1339 (1998).
- [8] A.S. Sachrajda *et al.*, *Phys. Rev. Lett.* **80**, 1948 (1998).
- [9] A.P. Micolich *et al.*, *Phys. Rev. Lett.* **87**, 036802 (2001).
- [10] A. Budiyo and K. Nakamura, *Chaos Sol. Frac.* **17**, 89 (2003).
- [11] G. Benenti, G. Casati, I. Guarneri and M. Terraneo, *Phys. Rev. Lett.* **87**, 014101 (2001).
- [12] I. Guarneri and M. Terraneo, *Phys. Rev. E* **65**, 015203 (2001).
- [13] E. Louis and J.A. Vergés, *Phys. Rev. B* **61**, 13014 (2000).
- [14] Gate design includes a small gap (top center), which is pinched off for the range of applied gate biases discussed here.
- [15] B. Dubuc *et al.*, *Phys. Rev. A* **39**, 1500 (1989).
- [16] A.P. Micolich, Ph.D. Thesis, UNSW (2000), cond/mat 0209509.
- [17] FFTs for the two sets of FCF data show significant differences particularly for high ΔB , demonstrating the finger gate is active.
- [18] A.P. Micolich *et al.*, *Appl. Phys. Lett.* **80**, 4381 (2002).