

Bug propagation and debugging in asymmetric software structures

Damien Challet

Theoretical Physics, Oxford University, 13 Keble Road, Oxford OX1 3NP, United Kingdom

Andrea Lombardoni

Department of Computer Science, Eidgenössische Technische Hochschule, 8092 Zurich, Switzerland

Software dependence networks are shown to be scale-free and asymmetric. We then study how software components are affected by the failure of one of them, and the inverse problem of locating the faulty component. Software at all levels is fragile with respect to the failure of a random single component. Locating a faulty component is easy if the failures only affect their nearest neighbors, while it is hard if the failures propagate further.

Large scale research on small-world networks began a few years ago after the introduction by Watts and Strogatz of their famous model [1]. During the last few years, many real-life networks turned out to be of small-world nature with a scale-free links distribution [2]. The digital world seems particularly rich in this type of network at all scales: wires in computers [3], software function calls [7], software modules [4, 7, 8, 9, 10], Internet physical network [5], and links between web pages [6].

Scale-free networks in software were recently investigated in a game and in the Java API (application programming interface) [4]. The nodes were respectively the modules of the game (sound, graphics, etc) and the objects of the standard Java API. In both cases, scale-free networks were discovered. Note that the games modules and the objects of the Java API while standing at the same level of software hierarchy are not equivalent: the game makes use of all the objects, whereas the Java API is a collection of classes that are not all used at the same time in a program written in Java: the latter typically uses only a part of the Java API classes that are needed by his own classes, which may explain the fact that notably different exponent were obtained. As noted in subsequent work, Ref. [4] did not take into account the directed nature of these networks, which are asymmetric [7, 8, 9]. All these work focus on microscopic software components, such as functions and objects. Here we study the dependence between program packages in a Linux distribution [13], an important structure which has not been investigated yet, completing the hierarchy of scale-free networks found in the digital world. We then discuss the fragility of software with respect to the failure of a single component and the difficulty of debugging.

A computer uses a collection of software components that are linked through a network of dependence. For instance a program that displays some text needs fonts that can be provided by another component. In Linux distributions, pieces of software are often provided as packages. As the name indicates, a package is a collection of software components. The rpm command can be used to extract the network of package dependences. More precisely, `rpm -q --whatrequires myprogram` lists all the

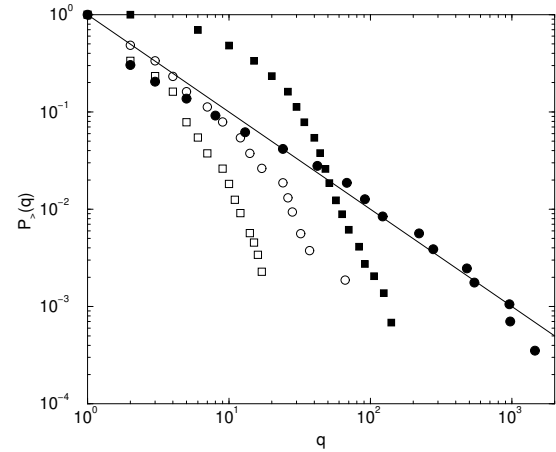


FIG. 1: Cumulative distribution of incoming links (circles) and outgoing links (squares) between packages in a computer running Red Hat 8.0. Empty and full symbols are obtained with `rpm -q --whatrequires` and `rpm -q --requires` respectively. The continuous line has a -1 slope.

packages that needs myprogram, making it easy to build the package adjacency matrix. One of us wrote a program called `rpmgraph` that produces a diagram of this network [11]. We studied an installation of Red Hat 8.0 that contained 1460 packages. The cumulative density $P^+(q) = P(q^0 \leq q)$ of the number of incoming links q per package is plotted in Fig. 1; we normalize P^+ so that $P^+(1) = 1$, which amounts to leave out of P^+ the nodes that are not needed by any other node. The distribution $P^+(q)$ has not enough points to be fitted accurately with a power-law. We note however that the structure is asymmetric with respect to $P^+(k)$, the distribution of outgoing links. The rpm command can give access to a more detailed network: using the option `--requires` instead of `--whatrequires` lists which components inside packages are needed by a given package. Additional information can therefore only be gathered for the two links distributions, but not for the structure of the network. This provides however a much more convincing evidence for the power-law nature of the incoming link distribution: a fit over the whole dataset gives $\gamma \approx 2.0$

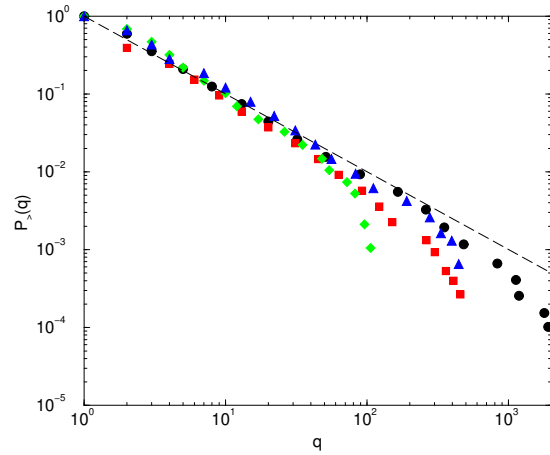


FIG. 2: Cumulative distribution of incoming links in Linux (circles), Mozilla (squares), Apache (diamonds) and MySQL (triangles). The dashed line is $1=q$.

Exponents for incoming links distributions are close to -2 at many levels of software hierarchy [7, 9, 10], as for instance in function call networks [7]. In the latter, functions are the nodes, and function calls are the links: in the following example written in C,

```
int f(int x){
    return 2*g(x);
}
```

f calls g , hence links to g . Large open-source programs are ideal candidates for investigation. Refs [7, 10] consider the largest (undirected) connected component only. We are interested here in whole networks, as we focus on bug dynamics and debugging. We studied Linux kernel 2.4.18, Mozilla Internet browser 1.3a, MySQL database 4.0.2, and Apache web server 2.0.32. Extracting the function call network from a source code written in C was done using simple scripts. We excluded C-keywords from the graph. Fig. 2 reports that $P_c(q)$ is also a power-law. It is noticeable that these data seem to suffer from finite size effects similar to those seen for the package dependences. While a fit gives typically -2.2 ± 0.1 , in agreement with previous work [7, 10], Figs 2 and 1 suggest that the real exponent is closer to 2. Fig 3 shows the outgoing distribution, which may have power-law tails, although having less than a decade of straight line does not make it possible to assert it. The finite size of the dataset is problematic. The asymmetry is so pronounced here that is hard to obtain a trustable exponent. If one endeavors to fit Linux dataset for $k > 10$, one obtains -4.4 , which is much larger than previously reported [7]. We did not dare to fit the other datasets, but note that the curves for Linux, Apache and MySQL look similar.

The numbers of outgoing and incoming links of a given function or object are anti-correlated [7]. Fig. 4 shows that software packages share the same property.

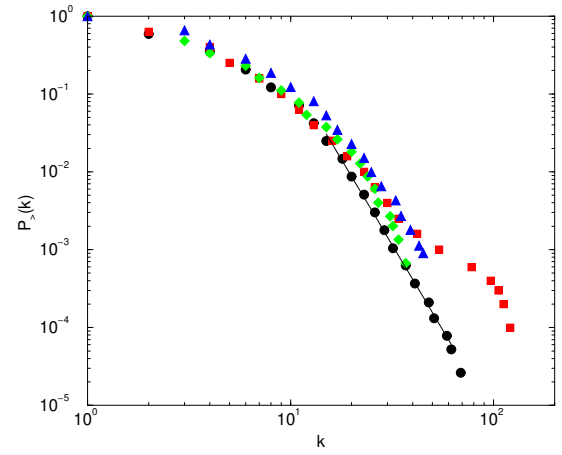


FIG. 3: Cumulative distribution of outgoing links in Linux (circles), Mozilla (squares), Apache (diamonds) and MySQL (triangles). The continuous line is a fit of Linux data for $k > 10$.

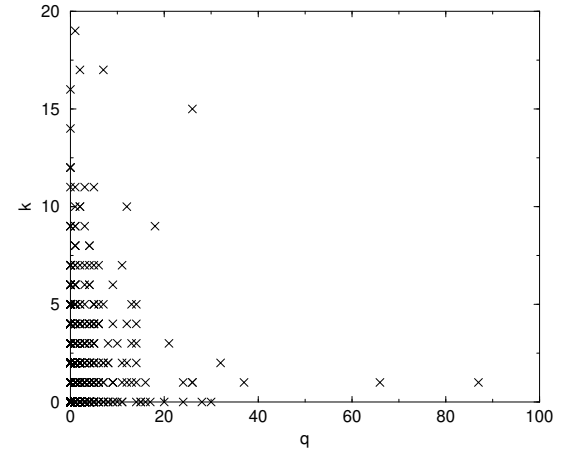


FIG. 4: Number of outgoing links versus number of incoming links for the packages of RedH at 8.0

In contrast to many other scale-free networks, software networks are highly asymmetric: $\langle k \rangle$, if it can be defined, is generally much larger than $\langle q \rangle$. The asymmetry itself, as pointed out in Ref. [7] is due to software reuse: some pieces of software are designed in order to provide functionalities that other programs can use. We emphasize here that $\langle k \rangle = 2$ is the value that it marks the border where the average number of times a piece of software is used diverges when the size of the network goes to infinity. This is possible in software because being reused does not cost anything to a piece of software. Therefore, the average number of programs that use a given piece of software is free to diverge with the size of the network. On the other hand, writing a program, hence linking to previously written piece of software, is costly. As the number of dependences of a program is related to its complexity, the average number of outgoing links

cannot diverge.

The regularity of the incoming link distribution exponent suggests some sort of universality: the source code and program networks, that is, the micro- and mesoscopic levels respectively, have roughly the same incoming links exponent. The latter is also very close to exponents measured in macroscopic networks of link between web pages and web sites, that is, of the phenomenology resulting from the actual use of computers and programs. At all levels, being linked is free for the nodes. The asymmetry of exponents is less pronounced for instance in links between web pages. We argue that linking to a web page can be almost free, in contrast to the amount of work needed to write software pieces, which needs a logical structure, hence the large asymmetry found here.

The origin of scale-free network in software has been explained by optimization of remanufacturing costs [4, 10], and by a model of software evolution [7]. The consequences of the scale-free nature are less studied. As pointed out previously [2, 18], the connectivity of the single connected component of scale-free networks is robust with respect to the removal of one random node, and fragile with respect to attacks that target nodes with a large number of links. In this context, the connectivity is the possibility of finding a path between two pieces of software, hence is of quite limited interest. And indeed, it is against common knowledge that software is fragile.

We argue in the following that scale-free networks is one of the cause of software fragility, since software failures propagate. For example, a function trying to access an memory address outside the allocated memory space can crash the whole program to which it belongs; if the operating system has no memory protection, this can lead to a computer crash. On the other hand, many bugs are not nearly as dangerous as illegal memory access, but simply imperfections, that still can propagate. Indeed, if an image manipulation library is not able to scale an image correctly, still producing an output without crashing, this affects only the programs that make use of image scaling. In other words, depending on the nature of the bugs and the barriers provided by the upper level of software (e.g. memory protection), a single failure in a function can affect either the whole system, the nearest neighbors on the function call network, or anything in between, either in the function call network, or on the program dependence network. More precisely, when a program reuses a given library, the faults of the library propagate according to the probability of linking to the faulty parts of the library. Further propagation occurs if a third program reuses the program linking to the library according to the probability that it calls the parts of the program that call the faulty parts of the library, etc Let us assume that these probabilities are equal and set to p . The process through which a single bug can propagate is equivalent to a bond percolation problem on directed scale-free graph. A node can have

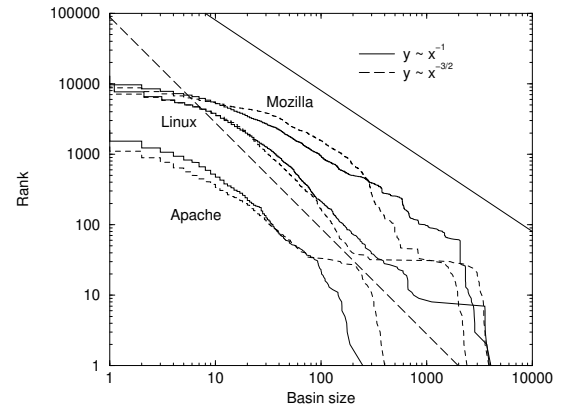


FIG. 5: Basin size distribution of failure propagation. Continuous lines are for bug basins and dashed lines are for debugging basins

three states: not affected by a buggy neighbor, affected, or buggy. Affected and buggy nodes appear to be equally defective in a first approximation. In some respect, bug influence propagation is similar to virus propagation [19], where a node can be either susceptible to infection, infected or resistant. On scale-free networks, virus propagate remarkably well [19]. Assuming that bugs are not fixed, that is, that they live forever, we then conclude that bugs propagate at least as well as viruses. Although the consequences of the appearance of a bug or a virus are similar, the healing process differs notably: indeed, when a bug is corrected, all the nodes under its influence that are not buggy themselves are healed instantly: bugs are more correlated.

If p is very small, one can assume that the influence of a single bug is limited to its nearest neighbors. Although $h_{ki} = h_{qi}$ in directed graphs, this ceases to hold if one removes the contribution of $k = 0$ and $q = 0$ to their respective distribution. In this case, the particular exponent value $\gamma = 2$ for the incoming links marks the edge of instability: if N is the total number of nodes that are needed by other nodes, the average number of incoming links $\sum_i h_{qi} (N^2 - 1) = (2 - \gamma)$ diverges for $\gamma = 2$ in the limit of infinitely large software structures. Therefore, even in this optimistic view, the failure of a single component affects a diverging number of other components: software is fragile. On the other hand, h_{ki} is still well defined because $\gamma > 2$, hence, debugging is relatively easy, and does not need a diverging time to perform even in large projects, and the larger γ , the easier the debugging.

Let us be now pessimistic by assuming that $p = 1$, that is, that a failure propagates to all the nodes that depend indirectly on the faulty node. In other words, the failure invades the network until it cannot propagate further. This defines a basin of failure influence of size b . Its distribution $P(b)$ can be computed by iterating the graph matrix G [14]. The dependence of i on j is denoted by

$G_{i,j} = 1$, ($G_{i,j} = 0$ otherwise). Element $(G^n)_{i,j}$ contains the number of paths of length n between i and j , hence, in order to compute the basin size distribution, one needs to compute the $B = \sum_{k=0}^N G^k$ where N is the number of nodes. If i belongs to the influence basin of j , $B_{i,j} > 0$. The size of failure propagation basin of node j is then simply given by $b_j = \sum_i \text{sign}(B_{i,j})$. Figure 5 shows an inverse Zipf plot of measured basin sizes: such a plot consists in ranking the basins according to their sizes and plotting the rank r versus b [12]. This is equivalent to integrating: if $P(b) \sim 1/b^\alpha$, $r(b) \sim b^{1-\alpha}$. Usual Zipf plots display b versus the rank r , which is less intuitive, as the apparent slope is $\alpha = 1/(1-\alpha)$. Although hard to estimate, the exponents of the power-laws seem to be either $\alpha = 2$ (Mozilla) or $\alpha = 2$ (Linux); the exponent of Apache is unclear. A $\alpha = 2$ exponent was also obtained for the basins of Internet physical network [17].

One can also define a debugging basin: suppose that a piece of software i is affected by the failure of another program, but is not buggy itself; what is the maximum number of pieces of software $w_i = \sum_j B_{i,j}$ that are to be inspected in order to locate the faulty node? Despite the asymmetry of the incoming/outgoing link distributions, the basin distributions seem to share the same exponents (Fig 5). Therefore, debugging is as hard as program s are fragile in the worst case.

This is to be related to branching processes, where the basin exponent is known to depend only on the average number of new links brought by each new branching, also known as branching ratio. The exponent of the distribution is $\alpha = 2$ if the branching ratio is 1; if the latter is larger than 1 and the variance finite, the exponent is $\alpha = 2$ [15]. If the variance is not finite, any exponent can be obtained [16]. As $h_{i,j} = h_{j,i}$, one would expect the basin distributions to be the same if the networks studied here were trees, which they are not. There are however very similar to trees with shortcuts between layers. In addition, k and q are correlated. Nevertheless, it may be that there is also some sort of universality with respect to basin distributions in these networks. This is an interesting open challenge. The question is whether larger exponents, hence more robust and easier-to-debug software, can be obtained at all. If the answer is negative, the fragility software and the difficulty of debugging are doomed not to be bounded in the worst case.

Since ensembles of programs are fragile with respect to the failure of a randomly chosen component removing, replacing or breaking a piece of software that is needed by other pieces of software have unpredictable consequences, as the average number of programs that might be affected is very large. Although we only study open-source packages, we expect our results to hold also for closed-source commercial software structures: the problem described above is well known as the 'DLL hell' in Windows environments.

D.C. thanks Paolo De Los Rios, Andrea Capocci and Ginestra Bianconi for useful discussions.

-
- [1] D.J.Watts, S.H. Strogatz, *Nature* 393, 440-442 (1998).
 - [2] R. Albert, A.-L. Barabasi, *Rev. of Mod. Phys.* 74, 47, 2002.
 - [3] R. Ferrer i Cancho, C. Janssen, R.V. Sole, *Phys. Rev. E* 64, 046119 (2001)
 - [4] S. Valverde, R. Ferrer i Cancho, and R.V. Sole, *Europhys. Lett.* 60 (2002) 512-517
 - [5] M. Faloutsos, P. Faloutsos and C. Faloutsos, *Proc. ACM SIGCOMM*, *Comput. Commun. Rev.* 29, 251 (1999)
 - [6] Albert, R., Jeong, H., and Barabasi, A.-L., *Nature* 401, 130 (1999)
 - [7] C.R. Myers, preprint cond-mat/0305575
 - [8] R. Wheldon, S. Counsell, preprint cond-mat/cs/0305037
 - [9] A. Potanin et al., technical report CS-TR-02/30 (2002)
 - [10] S. Valverde, R.V. Sole, preprint cond-mat/0307278
 - [11] A. Lombardi, rpm graph <http://www.inf.ethz.ch/personal/lombardo/projects/>
 - [12] G.K. Zipf, *Human Behavior and the Principle of Least Effort* (Addison-Wesley), Cambridge, 1949.
 - [13] RedHat: www.redhat.com, Linux: www.kernel.org, Mozilla: www.mozilla.org, MySQL: www.mysql.com, Apache: www.apache.org
 - [14] B. Andrasfai, *Graph Theory: Flows, Matrices*, Hilger, New York (1991)
 - [15] P. De Los Rios, *Europhys. Lett.*, 56, 898-903 (2001)
 - [16] P. De Los Rios, private communication
 - [17] G. Caldarelli, R. Marchetti, L. Pietronero, *Europhys. Lett.* 52, 386 (2000)
 - [18] Albert, R.A., Jeong J., Barabasi, A.-L., *Nature* 406, 378-382 (2000).
 - [19] Pastor-Satorras, R., Vespignani, A., *Phys. Rev. Lett.* 86, 3200-3203 (2001).