

Explanation of small $I_c R_n$ values observed in inhomogeneous superconductors

Hyun-Tak Kim (htkim@etri.re.kr, kimht45@hotmail.com)
Telecom. Basic Research Lab., ETRI, Daejeon 305-350, Korea

For an inhomogeneous high- T_c superconductor, band-filling dependence of Josephson $I_c R_n$ product is deduced at $T=0$ K by means of measurement; this is an extension of the Ambegaokar - Baratoff (AB) theory based on the s -wave theory. The product is given by $J_{obs} R_n \equiv \frac{\pi}{2} \rho \Delta_i = \rho J_i R_n$, where $0 < \rho \leq 1$ is band filling (or local density), and Δ_i is the intrinsic superconducting true gap and small. When $\rho=1$, $J_{obs} R_n = J_i R_n$ is the intrinsic Josephson true product (or the AB product), where J_i is the intrinsic Josephson true current occurring by Cooper pair. When $0 < \rho < 1$, $J_{obs} R_n$ is an average of $J_i R_n$ over the measurement region and is the effect of measurement. The $J_{obs} R_n$ explains small $I_c R_n$ values observed by experiments. Furthermore, the intrinsic gap, $8.5 < \Delta_i < 17$ meV, is analyzed from $I_c R_n$ data of $\text{Bi}_2\text{Sr}_2\text{CaCu}_2\text{O}_{8+x}$. d -wave superconductive components do not exist in Bi-2212 crystals.

PACS numbers: 74.20.Fg, 74.50.+r

From the discovery of a high- T_c superconductor until recently, pairing symmetry for the mechanism of high- T_c superconductivity has been controversial because intrinsic physical information of superconductors is not obtained for intrinsically inhomogeneous superconductors¹⁻⁵ with a metal phase and an insulator phase with the $d_{x^2-y^2}$ -wave symmetry.⁶ The intrinsic inhomogeneity in which a homogeneous metal region is about 14Å was revealed by scanning tunnelling microscopy.¹ The inhomogeneity is due to the metal-insulator instability.⁵ In inhomogeneous superconductors, the fact that the energy gap decreases with an increasing local density was also revealed by experiments¹⁻⁴ and a theoretical consideration⁶. Recently, for an inhomogeneous superconductor, an analysis method for the intrinsic density of states^{7,8} and the intrinsic superconducting gap⁶ was developed by means of measurement. The method disclosed the identity of gap anisotropy and revealed that pairing symmetry of a high- T_c superconductor is an s -wave.⁶

However, there are still two unresolved problems to be clarified on the Josephson $I_c R_n$ product. One is that the product decreases with an increasing superconducting gap (Fig. 1).^{9,10} The other is that $I_c R_n$ values in c -axis Josephson pair (or intrinsic Josephson) tunneling experiments are much smaller than the all- s -wave Ambegaokar-Baratoff limit.¹¹⁻¹⁹ On the basis of this experimental result, it has been interpreted that the ratio of the s -wave component to the full d -wave one in the $s + d$ mixed states is very small. In addition, the smaller $I_c R_n$ value was also observed in Pb/I/NbSe₂ junctions.²¹

In this paper, we deduce band-filling (or doping) dependence of the Josephson $I_c R_n$ product, by using the means of measurement suggested in previous papers^{6,7}; this is an extension of the Ambegaokar - Baratoff theory²⁰. The intrinsic superconducting gap is analyzed from early published $I_c R_n$ data.

Fractional charge has been demonstrated in previous papers.^{6,7} These will be reviewed briefly. In an inhomogeneous superconductor with two phases of a metal region and an insulating region, when it is measured such

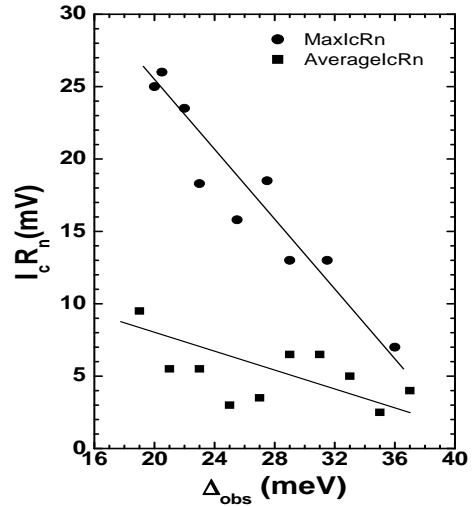


FIG. 1. Data was cited from A. Mourachkine, J. Supercond. 14 (2001) 375.⁹ Maximum and average $I_c R_n$ products vs energy gap, which measured in 110 $\text{Bi}_2\text{Sr}_2\text{CaCu}_2\text{O}_{8+x}$ break junctions. The $I_c R_n$ product decreases with an increase of the observed energy gap, which differs from $I_c R_n \propto \Delta$ in the Ambegaokar-Baratoff theory. In addition, linear lines are a trend not fittings.

as photoemission spectroscopy, a spectral-weight value in k -space is observed, but the inhomogeneous phases are not able to be deduced from the observed spectral weight. In other words, a reverse transformation from k -space into *real*-space is not defined, (Fig. 2 (a)). This indicates that two real- and k -spaces are not mathematically equivalent. The inhomogeneous superconductor is different from the metal with both the electronic structure of *one electron per atom* and mathematically equivalence between two spaces. In order to overcome this problem, we think out that an measured data is an averaged data. When the inhomogeneous superconductor is measured, carriers in the metal region should be

averaged over lattices (or atoms) in the entire measurement region. Then, the inhomogeneous superconductor is changed into a homogeneous one with the electronic structure of *one effective charge per atom*, (Fig. 2 (b)). The observed effective charge becomes $e' = \rho e$, where $0 < \rho = n/L \leq 1$ is band filling (or local density), n is the number of carriers in the metal region, and L is the number of total lattices in the measurement region. The fractional effective charge is justified only when the inhomogeneous system is measured. Otherwise, it becomes true charge in the metal region.

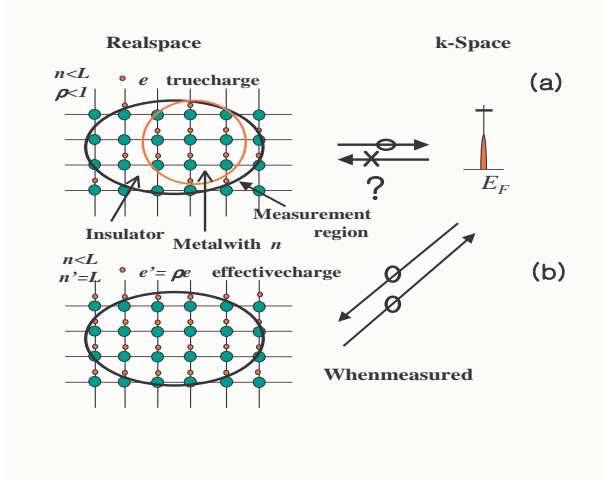


FIG. 2. (a) In an inhomogeneous superconductor, a reverse transformation from k -space to $real$ -space is not defined, which is a problem. n is the number of electrons in metal region. L is the number of lattices in the measurement region. $0 < \rho = \frac{n}{L} \leq 1$ is defined. The spectral weight in k -space increases with an increasing ρ . (b) When the metal region is averaged over lattices in the measurement region, the inhomogeneous superconductor become homogeneous when measured. The two spaces are mathematically equivalent. $e' = \rho e$ is a fractional effective charge. When $\rho=1$, it is metal.

When the concept of measurement is applied to an inhomogeneous superconductor, the observed energy gap, Δ_{obs} , was given by

$$\Delta_{obs} = \Delta_i / \rho, \quad (1)$$

where Δ_i is the intrinsic superconducting true gap determined by the minimum bias voltage. For understanding of Eq. (1), Fig. 3 is given. The $0 < \rho \leq 1$ is band filling (local density or homogeneous factor), which indicates the extent of the metal region. The validity of Eq. (1) was given by many tunneling experiments.⁶

Ambegaokar and Baratoff²⁰ generalized the Josephson tunnel theory and calculated the coherent tunnelling supercurrent on the basis of the BCS theory for a s -wave homogeneous superconductor. The supercurrent at $T=0$ K was given by

$$J = \frac{\pi}{2} R_n^{-1} \Delta, \quad (2)$$

where $R_n = (2\pi\hbar/e^2T)$, T is the tunneling matrix, and Δ is a superconducting energy gap.

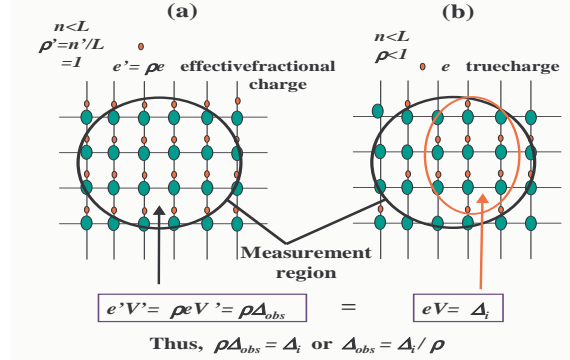


FIG. 3. (a) When an inhomogeneous superconductor is measured, the homogeneous metal region in Fig. 2 (b) is averaged over lattices in the measurement region. Then, $e'V' = \rho eV' = \rho \Delta_{obs}$ is given. (b) In an inhomogeneous superconductor, if only the homogeneous metal region is measured, $eV = \Delta_i$ is given.

In an inhomogeneous superconductor, the averaged metallic system has the electronic structure of one effective charge per atom, as shown in Fig. 2 (b), which is mathematically equivalent to the electronic structure of the metal used in the BCS theory. The metal for k -space used in the BCS theory has the electronic structure of one electron per atom, as shown when $\rho=1$ in Fig. 2 (b). The Josephson current and the product derived in the Ambegaokar and Baratoff theory can be used without formula's change even in the inhomogeneous superconductor by replacing true charge by the effective charge because the averaged effective charge is invariant under transformation. Particular calculations are not necessary because it had already been given by Ambegaokar and Baratoff²⁰. In addition, similar calculations have been given when the Brinkman-Rice picture was extended⁷. Thus, the observed supercurrent, J_{obs} , is given by substituting e in R_n and Δ with $e' = \rho e$ and $\Delta_{obs} = \Delta_i / \rho$ by

$$J_{obs} \equiv \left(\frac{e^2 T}{4\hbar} \right) \rho \Delta_i = \rho J_i, \quad (3)$$

where J_i is the intrinsic true supercurrent. The observed Josephson product is also given by Eq. (3) by

$$J_{obs} R_n \equiv \frac{\pi}{2} \rho^2 \Delta_{obs} \equiv \frac{\pi}{2} \rho \Delta_i = \rho J_i R_n, \quad (4)$$

where Δ_i is constant.

When $\rho = 1$, Eqs (3) and (4) are the intrinsic supercurrent and the intrinsic product (or Ambegaokar and Baratoff product) caused by true Cooper pairs, respectively. When $0 < \rho < 1$, the equations correspond to the averages of the intrinsic supercurrent and the intrinsic

product over the measurement region and are the effect of measurement. Eqs (3) and (4) are the extended Ambegaokar - Baratoff (AB) Josephson current and product, respectively.

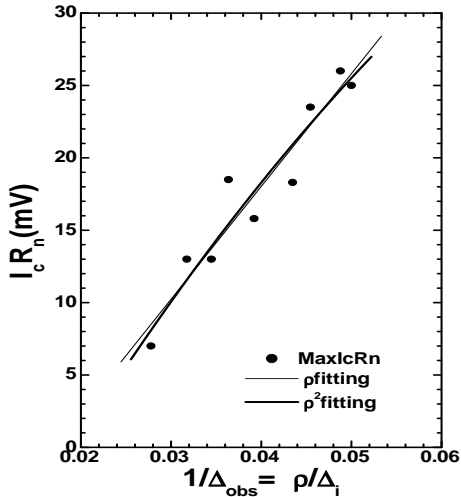


FIG. 4. This shows fittings of the maximum $I_c R_n$ data in Fig. 1. An inverse energy gap as x-axis, on the basis of Eq. (1), is taken to fit the ρ dependence. Even though it is not easy to distinguish a more good fitting between linear and square fittings with respect to ρ , it can be interpreted that the ρ^2 fitting of Eq. (4) is more satisfied.

The Josephson product of Eq. (4), which decrease with decreasing ρ , fits well the experimental data measured by break junctions (Fig. 4). This reveals that, at a fixed doping level, the observed Josephson product decreases with an increasing energy gap^{9,10}, and that $\text{Bi}_2\text{Sr}_2\text{CaCu}_2\text{O}_{8+x}$ (Bi-2212) crystals are inhomogeneous, which is a general characteristic of high- T_c superconductors¹⁻⁵ and the reason why the AB product is not applied directly to experimental data. Moreover, because Eq. (4) with $\rho \neq 1$ is an average of the true $I_c R_n$ product value (or the AB product value), which is observed in only the metal region with $\rho=1$ in Fig. 2 (a), d -wave superconductive components do not exist in the homogeneous metal region in Bi-2212 crystals. Note that Mourachkine¹⁰ discussed that the decrease of the product in Fig. (1) is not intrinsic effect and due to inhomogeneity.

The ρ dependence in Eq. (4) comes from Eq. (3), which agrees with a result observed by the intrinsic Josephson junction.¹⁶ Note that the magnitude of the intrinsic AB product is basically very small because Δ_i is small. Considering that the anisotropy of the number of carriers in the c -axis and ab -plane is large ($\rho_{c\text{-axis}} \ll \rho_{ab\text{-plane}}$), the product observed in the c -axis is naturally much less than that in the ab -plane. Thus, the observed small $I_c R_n$ values^{10-18,20} can be explained by Eq. (4). Additionally, for a Josephson junction by two supercon-

ductors with different energy gaps, the $I_c R_n$ product derived by Anderson²² is in the context of the above analysis.

We analyze the intrinsic gap of Bi-2212 from experimental data, using Eq. (4). Irie *et al.*¹⁶ suggested that $I_c R_n \approx 13.3$ meV observed by the intrinsic Josephson junction is $\frac{1}{3}$ of $I_c R_n \approx 40$ meV using $\Delta_{obs} \approx 25$ meV and Eq. (4) with $\rho=1$. The true product value is much less than 40 meV, when both $\rho \neq 1$ and $\Delta_{obs} \neq \Delta_i$ are considered. The intrinsic gap, $\Delta_i \approx 8.5$ meV, is obtained from the observed $I_c R_n \approx 13.3$ meV by Eq. (4) with $\rho=1$. The intrinsic true gap is slightly larger than 8.5 meV because $\rho < 1$ slightly. Mourachkine^{9,10} observed the maximum Josephson product of $I_c R_n \approx 26$ meV for an over-doped crystal, which can be regarded as $\rho \approx 1$ without a pseudogap²³, at the minimum energy gap of $\Delta_{obs} \approx 21$ meV. The intrinsic true gap, $\Delta_i \approx 16.5$ meV, is obtained by Eq. (4) with $\rho=1$. The intrinsic true gap is less than that analyzed by Mourachkine. Thus, we conclude that the analyzed intrinsic gap is in $8.5 < \Delta_i < 17$ meV.

In conclusion, for inhomogeneous high- T_c superconductors, without the d -wave theory, Eq. (4) based on the s -wave theory explains the small Josephson-product values observed by experiments.

ACKNOWLEDGEMENTS

We acknowledges R. A. Klemm for very valuable comments and A. Mourachkine for the use of Fig. 1 and very valuable comments.

-
- ¹ S. H. Pan, J. P. O'Neel, R. L. Badzey, C. Chamon, H. Ding, J. R. Engelbrecht, Z. Wang, H. Eisaki, S. Uchida, A. K. Gupta, K.-W. Ng, E. W. Hudson, K. M. Lang, and J. C. Davis, Nature 413, 282 (2001).
 - ² T. Cren, D. Roditchev, W. Sacks and J. Klein, Eryophys. Lett. 54, 84 (2001).
 - ³ C. Howald, P. Fournier, and A. Kapitulink, Phys. Rev. B 64, 100504 (R) (2001).
 - ⁴ K. M. Lang, V. Madhavan, J. E. Hoffman, E. W. Hudson, H. Eisaki, S. Uchida, and J. C. Davis, Nature 415, 412 (2002).
 - ⁵ H.-T. Kim, Phys. Rev. B 54, 90 (1996).
 - ⁶ H.-T. Kim, J. Phys. Soc. Jpn 71, 2106 (2002); cond-mat/0203497.
 - ⁷ H.-T. Kim, New Trends in Superconductivity (Ed. J. F. Annet and S. Kruchinin, Kluwer, 2002), NATO Science Series Vol. II/67, p. 137; cond-mat/0110112.
 - ⁸ H.-T. Kim, Physica C 341-348, 259 (2000).
 - ⁹ A. Mourachkine, J. Supercond. 14, 375 (2001).
 - ¹⁰ A. Mourachkine, High-Temperature Superconductivity in

Cuprates: The Nonlinear Mechanism and Tunneling Measurements, (Kluwer Academic, 2002)

- ¹¹ M. Mößle and R. Kleiner, Phys. Rev. B 59, 4486 (1999).
- ¹² R. Kleiner, M. Mößle, W. Walkenhorst, G. Hechtfischer, K. Schlenga, and P. Mueller, Physica C 282-287, 2435 (1997).
- ¹³ M. Miyakawa, J. F. Zasadzinski, L. Ozyuzer, P. Gup-tasarma, D. G. Hinks, C. Kendziora, and K. E. Gray, Phys. Rev. Lett. 83, 1018 (1999).
- ¹⁴ L. Ozyuzer, J. F. Zasadzinski, C. Kendziora, and K. E. Gray, Phys. Rev. B 61, 3629 (2000).
- ¹⁵ A. Irie and G. Oya, Physica C 367, 393 (2002).
- ¹⁶ A. Irie, T. Mimura, M. Okano, and G. Oya, Supercond. Sci. Technol. 14, 1097 (2001).
- ¹⁷ R. Kleiner, A. S. Katz, A. G. Sun, R. Summer, D. A. Gajewski, S. H. Han, S. I. Woods, E. Dantsker, B. Chen, K. Chr, M. B. Maple, R. C. Dynes, and J. Clarke, Phys. Rev. Lett. 76, 2161 (1996).
- ¹⁸ A. G. Sun, D. A. Gajewski, M. B. Maple, and R. C. Dynes, Phys. Rev. Lett. 72, 2267 (1994).
- ¹⁹ H. Arie, K. Yasuda, H. Kobayashi, I. Iguchi, Y. Tanaka, and S. Kashiwaya, Phys. Rev. B 62, 11864 (2000).
- ²⁰ V. Ambegaokar and A. Baratoff, Phys. Rev. Lett. 10, 486 (1963); Phys. Rev. Lett. 11, 104 (1963) (Erratum).
- ²¹ O. Naaman and R. C. Dynes, cond-mat/0302061.
- ²² P. W. Anderson, Lectures on the many-Body Problem (Academic, New York, 1964), p. 113.
- ²³ J. L. Tallon and J. W. Loram, Physica C349, 53 (2001).