

# The Unitary Quantum Gas

Tin-Lun Ho<sup>1</sup> and Erich J. Mueller<sup>2</sup>

<sup>1</sup>*Department of Physics, The Ohio State University, Columbus, Ohio 43210*

<sup>2</sup>*Laboratory of Atomic and Solid State Physics, Cornell University, Ithaca, New York 14853*

We show that, apart from a difference in scale, all of the surprising recently observed properties of a *degenerate* Fermi gas near a Feshbach resonance persist in the high temperature Boltzmann regime. In this regime, the Feshbach resonance is unshifted. By sweeping across the resonance, a thermal distribution of bound states (molecules) can be reversibly generated. Throughout this process, the interaction energy is negative and continuous. We also show that this behavior must persist at lower temperatures unless there is a phase transition as the temperature is lowered. We rigorously demonstrate universal behavior near the resonance.

PACS numbers: 03.75.-b, 03.75.Ss, 34.50.-s

At present, much experimental [1, 2, 3, 4, 5] and theoretical [6] activity is concentrated on degenerate quantum gases near a Feshbach resonance where the nominally weak effective interactions are strongly enhanced. By applying a magnetic field, which moves the energy of a bound molecular state relative to the scattering continuum, the experimentalists tune the interactions by many orders of magnitude. The scattering length diverges to negative/positive infinity when the molecular energy is infinitesimally above/below threshold. At resonance, the scattering cross-section is limited only by unitarity ( $\sigma = 4\pi/k^2$ , where  $k$  is the relative momentum of the two atoms) and is *universal* (independent of the microscopic physics). We shall use the terms *unitary scattering* and *unitary limit* to describe this resonant behavior. The universal nature of the unitary limit leads to a challenging many-body problem, since there are no small parameters readily identifiable for the application of perturbation theory.

Recently, a sequence of beautiful experiments have found unexpected and dramatic behavior near unitarity. With degenerate bosons, Wieman's group at JILA [1] discovered coherent atom-molecule oscillation near a Feshbach resonance. With fermions, equally remarkable properties have been reported in the past seven months, including a universal interaction energy [2, 3] and a reversible conversion between atoms and molecules [5]. The former demonstrates the effects of unitary scattering on bulk properties, and the latter suggests the possibility of an equilibrium phase with atoms and molecules in chemical equilibrium. Several of the experimental results are not well understood, and some even appear to be mutually contradictory [3]. In the following, we shall summarize these experiments and the fundamental questions which they raise. We refer to the range of magnetic fields on either side of the resonance where the scattering length  $a_{sc}$  is positive or negative as the “+’ve” and “-’ve” side of the resonance.

**(I) Universal interaction energy:** Thomas's group at Duke [2] has studied a gas containing two spin states of fermionic <sup>6</sup>Li (which has a Feshbach resonance around

855 Gauss). The experiment is performed on the negative side at 910 Gauss. Upon release from the trap, the Fermi gas undergoes *anisotropic* expansion for temperatures between 0.1 and 3.5  $T_F$ . This anisotropy can be explained by collisional hydrodynamics with a *universal* interaction energy proportional to the Fermi energy  $\mathcal{E}_F$ .

**(II) Properties near resonance:** More recently, Salomon's group directly measured the interaction energy of the same <sup>6</sup>Li system, at temperatures between 0.5 and 1  $T_F$ .

**(a)** Crossing the resonance from the negative side, they find that the interaction energy  $\epsilon_{int}$  remains *negative and continuous* across the resonance, despite the expected infinite jump of the scattering length. They find an interaction energy similar to that of the Duke group, convincingly demonstrating that  $\epsilon_{int}$  remains roughly constant over the temperature range 0.1 $T_F$  to  $T_F$ . **(b)** Approaching the resonance from the opposite side,  $\epsilon_{int}$  is positive but drops to negative at around 700 Gauss before the resonance is reached. **(c)** The three-body recombination rate is maximal at 700 Gauss, rather than at 855 G; a result consistent with the work of Ketterle's group at MIT [4]. **(d)** The anisotropy of the expansion (which is a measure of the interaction strength), is maximal at 855 G. While **(a)** through **(c)** seem to indicate that the resonance is shifted from 855 G to 700 G by many-body effects; **(d)** is consistent with an un-shifted resonance.

**(III) Conversion between atoms and molecules:** Very recently, Jin's group at JILA has studied a gas consisting of two spin states of fermionic <sup>40</sup>K [5]. They show that molecules are produced as one crosses the resonance from the -’ve to the +’ve side. Moreover, this process is reversible. This experiment, performed at  $T = 0.1T_F$  shows that the resonance is not shifted in the many-body medium. If the physics in the unitary limit is universal, it implies that the observed behaviors **(a)** through **(c)** in the ENS experiment [3] are not due to a shift of the resonance.

Here, we focus on the Fermi gas near a Feshbach resonance. Far from resonance, the interaction energy is  $\epsilon_{int} = gn_{\uparrow}n_{\downarrow}$ , where  $g = 4\pi\hbar^2 a_{sc}/M$ ,  $n_{\uparrow}$  and  $n_{\downarrow}$  are the number densities of the two spin components. (We shall

consider the case  $n_\uparrow = n_\downarrow = n/2$ .) A key question is how this non-universal form of  $\epsilon_{\text{int}}$  turns into a universal function near resonance, (see (I) and (II)). Moreover, how does this function reflect the existence of molecules and what signatures do these molecules have if they exist? Equally important is whether the original resonance is shifted in a many-body medium, (see (II)). In investigating these questions, we are interested in methods that are systematic so that errors can be estimated precisely. This leads us to the Boltzmann regime, where physical quantities can be calculated systematically (through a high temperature series expansion) and yet the issues of the emergence of a universal energy density at unitarity still remains.

One might wonder whether the phenomena in the Boltzmann regime have any relevance to current ultralow temperature experiments. The connection is simply that *in the absence of any phase transition in the normal state*, the thermodynamic functions in the Boltzmann regime are analytically continuations (in  $T$  and  $n$ ) of those in the degenerate regime. This analytic continuation imposes strong constraints on the phase diagram, allowing one to explore the physics at lower temperatures such as molecule formation and to make predictions. In fact, apart from a difference in scale, the *exact* results in Boltzmann regime show *all of the features* discovered in experiments (I), (II), and (III). Surprisingly, the high temperature results, which should work well when  $n_\uparrow \lambda^3 = n_\downarrow \lambda^3 = n\lambda^3/2 \ll 1$  (where  $\lambda = h/\sqrt{2\pi m k_B T}$  is the thermal wavelength and  $k_B$  is Boltzmann's constant,) agrees reasonably well with the ENS experiments [3] performed at  $n\lambda^3/2 = (4/3\sqrt{\pi})(T_F/T)^{3/2} \sim 1.6$  (see point (E), later). In the following, we derive the interaction energy density in the Boltzmann regime, then draw a series of conclusions labeled below as (A) to (D).

**Energy density in the Boltzmann regime:** At high temperatures, or low densities, the grand partition function  $\mathcal{Z} = \text{Tr} e^{-(H-\mu N)/k_B T}$  can be expanded in the fugacity  $z = e^{\mu/k_B T}$  [7]; and to the second order in  $z$ , where interaction effects first appear, is

$$\mathcal{Z} = \mathcal{Z}^{(o)} + 2\sqrt{2} \left( \frac{V z^2}{\lambda^3} \right) b_2, \quad (1)$$

where the superscript “o” denotes quantities for non-interacting systems, and  $b_2 = \sum_\nu (e^{-\beta E_\nu^{(2)}} - e^{-\beta [E_\nu^{(2)}]^{(o)}})$  is the second virial coefficient,

$$b_2 = \sum_b e^{[E_b]/k_B T} + \sum_\ell \int_0^\infty \frac{dk}{\pi} \frac{d\delta_\ell(k)}{dk} e^{-\hbar^2 k^2 / m k_B T}, \quad (2)$$

where the sum is over all integers  $\ell$ ,  $E_b$  is the energy of the two body bound state, and  $\delta_\ell(k)$  is phase shift of the  $\ell$ -th partial wave. Using the relation  $PV = k_B T \ln \mathcal{Z}$ , the pressure  $P$  is

$$P(T, \mu) = P^{(o)}(T, \mu) + 2\sqrt{2} \left( \frac{k_B T z^2}{\lambda^3} \right) b_2, \quad (3)$$

where  $P^{(o)}(T, \mu)$  is the pressure for a two component non-interacting Fermi gas. The fugacity expansion for  $P^{(o)}(T, \mu)$  (see ref.[8]) gives

$$P(T, \mu) = 2\lambda^{-3} k_B T \left( z - 2^{-5/2} z^2 + \sqrt{2} b_2 z^2 \right). \quad (4)$$

Using the Gibbs-Duham relation  $dP = nd\mu + sdT$ , where  $n$  is the number density and  $s$  is the entropy density, the density is  $n(T, \mu) = 2\lambda^{-3} (z - 2^{-3/2} z^2 + 2\sqrt{2} b_2 z^2 + \dots)$ , which is inverted to produce

$$z = (n\lambda^3/2) + \left( 2^{-3/2} - 2\sqrt{2} b_2 \right) (n\lambda^3/2)^2 + \dots \quad (5)$$

Similarly, it is straightforward to show that  $s = 5P/(2T) - \mu n/T + 2\sqrt{2} k_B T z^2 \lambda^{-3} \partial b_2 / \partial T$ . The energy density,  $\epsilon = Ts + \mu n - P$ , then becomes

$$\epsilon = \frac{3k_B T z}{\lambda^3} \left[ 1 + z \left( \frac{-1}{2^{5/2}} + \sqrt{2} b_2 + \frac{2\sqrt{2}}{3} T \frac{\partial b_2}{\partial T} \right) \right]. \quad (6)$$

Using eq. (5), we express  $\epsilon$  as a function of  $n$  and  $T$ ,

$$\epsilon = \frac{3n k_B T}{2} \left( 1 + \frac{n\lambda^3}{2^{7/2}} \right) + \epsilon_{\text{int}} \equiv \epsilon_{\text{kin}} + \epsilon_{\text{int}} \quad (7)$$

where  $\epsilon_{\text{kin}}$  and  $\epsilon_{\text{int}}$  is the kinetic and interaction energy densities respectively;

$$\epsilon_{\text{int}} = \frac{3k_B T n}{2} (n\lambda^3) \left[ -\frac{b_2}{\sqrt{2}} + \frac{\sqrt{2}}{3} T \frac{\partial b_2}{\partial T} \right]. \quad (8)$$

Since the contributions of the partial waves with  $\ell \geq 1$  in eq. (2) are smaller than those of the s-wave by a factor  $n\lambda^3$ , we shall ignore them in our subsequent discussions.

Far from resonance the phase shift is  $\delta(k) = -a_{\text{sc}} k$  for small  $k$ . Due to the Gaussian cutoff in eq. (2), no errors are made by using this expression for all  $k$ . In the absence of bound states, we then have  $b_2 = -a_{\text{sc}}/(\sqrt{2}\lambda)$ , and hence  $T \partial b_2 / \partial T = b_2/2$ . Equation (8) then reduces to the usual expression  $\epsilon_{\text{int}} = g n_\uparrow n_\downarrow$ , with  $n_\uparrow = n_\downarrow = n/2$  [9].

**Energy levels and interaction energy :** To illustrate the behavior of  $\epsilon_{\text{int}}$  across Feshbach resonance, we consider a phase shift  $\delta(k)$  of the resonant form

$$\tan \delta(k) = -a_{bg} k \left( 1 - \frac{\gamma \Delta B}{\gamma(B - B_0) - \hbar^2 k^2 / M} \right) \quad (9)$$

where  $a_{bg}$  is the background scattering length,  $B_0$  and  $\Delta B$  are the location and the width of the resonance, and  $\gamma$  is the difference between the magnetic moments of the scattering and bound states. The scattering length is  $a_{\text{sc}} = a_{bg} (1 - \Delta B/[B - B_0])$ . The region  $B > B_0$  and  $B < B_0$  where  $a_{\text{sc}} < 0$  and  $> 0$  are the “-ve” and “+ve” side of the resonance. In a box of size  $R$ , the wavevector  $k$  is changed from its non-interacting value  $k_o = \ell\pi/R$  ( $\ell = 1, 2, 3, \dots$ ) to  $k \sim k_o - \delta(k_o)/R$  through the boundary condition  $\sin(kR + \delta(k)) = 0$  at a large distance

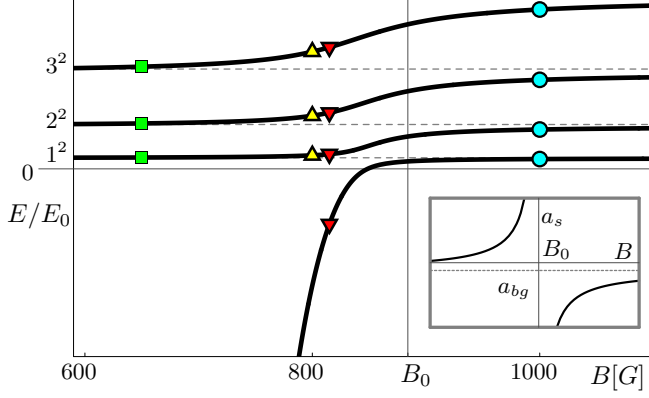


FIG. 1: (Color Online): The energy levels of the two body system in the center of mass frame calculated from eq. (9) and the usual boundary condition at a distance  $R = 14\mu\text{m}$ . Although we have used parameters appropriate for  ${}^6\text{Li}$  where  $B_0 = 855\text{G}$ ,  $\Delta B = 325\text{G}$ ,  $\gamma = 1\mu\text{B}$ , and  $a_{bg} = -120\text{nm}$ , the behavior displayed is generic. The vertical scale is considerably expanded to illustrate the behavior of the energy levels across the resonance. The dotted lines are the energy levels of a non-interacting system,  $E_n^{(0)} = E_0 n^2$ ,  $E_o = \hbar^2(\pi/R)^2/M$ ,  $n = 1, 2, 3$ . As one passes through the resonance from the  $-$ 've side ( $B > B_0$ ), the lowest state in the continuum turns into a bound state. The interaction energies due to thermal occupation of states at different fields marked by circles, solid triangles, open triangles, and squares are shown in fig.2 by the same symbol. Light (yellow) upright and dark (red) inverted triangles indicate states at the same field with and without the bound state occupied. The inset shows the behavior of the scattering length.

*R.* Scattering states and bound states correspond to real and imaginary  $k$  solution of this boundary condition.

The energies of lowest few states in the center of mass frame ( $E = \hbar^2 k^2/M$ ) are shown in fig. 1. As one passes through the resonance from the  $-$ 've side, the lowest state in the continuum turns into a bound state, causing  $\delta(k=0)$  to change abruptly from 0 to  $\pi$ . With eq. (9) and calculating the energy levels as mentioned above, one can evaluate  $\epsilon_{\text{int}}$  using eq. (8). The results are shown in fig. 2. Despite the simplicity of the calculation, considerable amount of information can be deduced:

**(A)** Approaching the resonance from the  $-$ 've side;  $\epsilon_{\text{int}}$  follows a “negative branch”  $\epsilon_{\text{int}}^{(-)}$  which is negative and decreases monotonically. (See fig.2).  $\epsilon_{\text{int}}^{(-)}$  evolves from the (temperature independent) non-universal form  $gn_{\uparrow}n_{\downarrow}$  far from resonance to a (temperature dependent) universal form  $-\epsilon_0 = -(3nk_B T/2)(n\lambda^3/2^{3/2})$  at resonance, and continues on to the  $+$ 've side. This universal form, which follows from the fact that  $b_2 = 1/2$  and  $\partial b_2/\partial T = 0$  at resonance [7, 10], is the high temperature analog of universal interaction found in **(I)** and **(II)**.

**(B)** Despite the change in sign of the scattering length, the interaction energy  $\epsilon_{\text{int}}^{(-)}$  remains negative across the resonance (shown in fig. 2) because of a thermal popu-

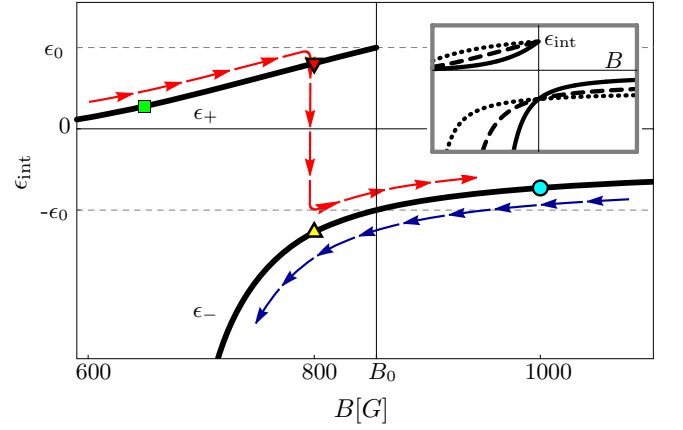


FIG. 2: (Color Online): Interaction energy. The energies  $\epsilon_{\text{int}}^{(\pm)}$  increase monotonically as the field is increased, reaching the universal value  $\pm\epsilon_0$  at resonance, where  $\epsilon_0 = (3nk_B T/2)(n\lambda^3/2^{3/2})$ . The negative branch,  $\epsilon_{\text{int}}^{(-)}$ , is continuous across the resonance, while  $\epsilon_{\text{int}}^{(+)}$  will jump to  $\epsilon_{\text{int}}^{(-)}$  if the bound state is occupied (say, at the field labeled by the triangle). Inset shows the temperature dependence: solid, dashed and dotted lines correspond to  $T = 1, 10, 100\mu\text{K}$ .

lation ( $\langle n_b \rangle$ ) of a bound state which exists when  $a_{\text{sc}}$  is positive,

$$\langle n_b \rangle = \frac{2\sqrt{2}z^2}{\lambda^3} e^{-E_b/k_B T} = n \left( \frac{n\lambda^3}{\sqrt{2}} \right) e^{|E_b|/k_B T} + \dots \quad (10)$$

Although proportional to the small factor  $n\lambda^3$ ,  $\langle n_b \rangle$  is macroscopic in the thermodynamic limit. Equation (10) in turn implies that *in a bulk system, the original resonance (at field  $B_0$ ) can not be shifted to the positive side (to  $B_1 < B_0$ ) at a lower temperature unless there is a phase transition for all magnetic fields between  $B_1$  and  $B_0$  where  $\langle n_b \rangle$  disappears as temperature is lowered from the Boltzaman regime.* (See fig. 3). So far, such a phase transition has not been observed. Should future experiments rule out such a transition in  ${}^6\text{Li}$ , one must then conclude that the resonance in the ENS experiment[3] is not shifted. The absence of a shift of the resonance is also consistent with the findings in ref. [5] for  ${}^{40}\text{K}$ .

**(C)** Approaching the resonance from the  $+$ 've side; if the bound states are not occupied,  $\epsilon_{\text{int}}$  will follow a “positive branch”  $\epsilon_{\text{int}}^{(+)} > 0$  which increases monotonically, evolving from  $gn_{\uparrow}n_{\downarrow}$  to  $\epsilon_0 = (3nk_B T/2)(n\lambda^3/2^{3/2})$  at resonance. (See fig. 2). Since a thermal distribution of the scattering states is meta-stable, the system can fall from  $\epsilon_{\text{int}}^{(+)}$  to  $\epsilon_{\text{int}}^{(-)}$  before reaching the resonance by populating the bound state through three particle collisions. The crossover from  $\epsilon_{\text{int}}^{(+)}$  to  $\epsilon_{\text{int}}^{(-)}$  will then take place at magnetic fields where the three body rate is sufficiently high. This is consistent with the jump in  $\epsilon_{\text{int}}$  in [3] coinciding with the maximum of the three-body recombination rate [11].

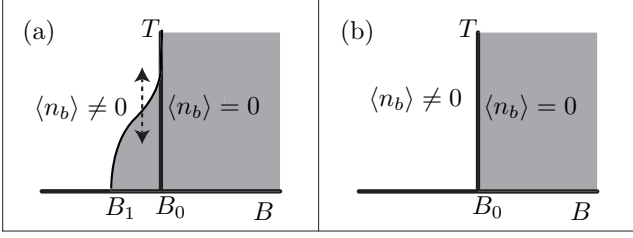


FIG. 3: Schematic phase diagrams. Because the original resonance ( $B_0$ ) is un-shifted at high temperature, a shift in resonance at low temperature ( $B_1 < B_0$ ) will imply a phase boundary as shown in (a), which means that  $\langle n_b \rangle$  will disappear (or appear) as temperature is lowered (or raised) along the path indicated by the double-headed arrow. The phase diagram for an unshifted resonance is shown in (b).

(D) The extension of  $\epsilon_{\text{int}}^{(-)}$  to the positive side of the resonance is a consequence of equilibrium thermodynamics; the production of molecules is therefore reversible. This is consistent with the experiments on  $^{40}\text{K}$  [5] and can be tested for  $^6\text{Li}$ .

(E) The experiment at ENS was performed at temperature  $T = 3.5\mu\text{K}$  and degeneracy factor  $T/T_F = 0.6$ , corresponding to  $n\lambda^3/2 = 1.6$ . Using the same temperature, we have plotted the ratio  $\epsilon_{\text{int}}/\epsilon_{\text{kin}}$  in fig. 4 for  $T/T_F = 1.2, 0.6$ , and  $0.4$ , corresponding to  $n\lambda^3/2 = 0.6, 1.6, 3.0$ . On the positive side all three of our curves are consistent with the experimental data, while on the negative side the  $T/T_F = 1.2$  curve fits best. The fact that the data (on the negative side) matches this higher temperature curve, rather than the expected  $T/T_F = 0.6$  curve, may be due to higher order terms in the high temperature expansion, or systematic differences in the density of the sample on the two sides of the resonance. Since in the experiment,  $n\lambda^3/2 > 1$ , one expects to find corrections to this first order theory. In any case, it is clear that a Fermi gas in the Boltzmann regime exhibits all the phenomena seen in current experiments. Equally important is the fact that the exact high temperature results near unitarity forces one to conclude the existence of a phase where atoms and molecules are in chemical equilibrium.

We would like to thank John Thomas and Christophe Salomon for stimulating discussions of their beautiful experiments, and Eric Cornell and Carl Wieman for discussions and for informing us of Debby Jin's exciting results following TLH's presentation of the present paper at the Minnesota Meeting. This work is inspired by Professor Lev Pitaevskii's talk on the virial coefficients in the unitary limit during his 70th birthday celebration. This led us to think about the energy density over the entire range of magnetic field, and the possible relations with recent experiments. TLH would like to thank Sandro

Stringari and Lev Pitaevskii for invitation to this event. This work is supported by NASA GRANT-NAG8-1765 and NSF Grant DMR-0109255.

- [1] E.A. Donley, et al. *Nature* **417**, 1016 (2000).
- [2] K. M. O'Hara, et al. *Science* **298**, 2179 (2002). M.E. Gehm, et.al. cond-mat/0212499.
- [3] T. Bourdel, et al. cond-mat/0303079.
- [4] K. Dieckmann, et al. Phys. Rev. Lett. **89**, 203201 (2002).
- [5] C.A. Regal, et al. cond-mat/0305028.
- [6] Illustrative examples include: Henning Heiselberg, cond-mat/0307726, R. A. Duine and H. T. C. Stoof, cond-mat/0302304, Y. Ohashi and A. Griffin, Phys. Rev. A **67**, 063612 (2003), S. J. J. M. F. Kokkelmans and M. J. Holland, Phys. Rev. Lett. **89**, 180401 (2002).
- [7] E. Beth and G.E. Uhlenbeck, Physica, **4**, 915 (1937). See also p.232 in Landau and Lifshitz, *Statistical Physics*, Addison Wesley 1974.
- [8] See for example, Ch.5 in Landau and Lifshitz, ibid.
- [9] The universal interaction energy in ref. [2] is defined through the chemical potential. The corresponding quantity at high temperature can be obtained from eq. (5).
- [10] E. Beth, et al. ibid. The result was also obtained independently by Lev Pitaevskii, discussed in a talk by Pitaevskii in the recent Celebration of his 70th birthday.
- [11] Due to energy conservation and phase space constraints, the maximum of the three-body rate can be shifted even though the original resonance is not. This maximum, however, will not be universal since energy conservation will involve bound state energies away from resonance.

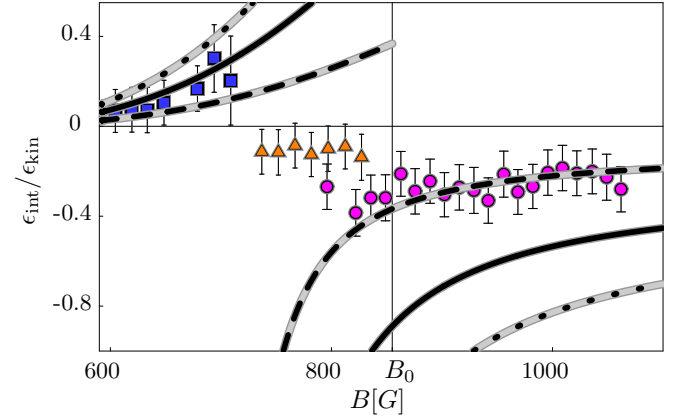


FIG. 4: (Color Online): The ratio  $\epsilon_{\text{kin}}/\epsilon_{\text{int}}$  for  $T = 3.5\mu\text{K}$ . The data is taken from ref. [3]. Squares (circles) represent data which agrees with  $\epsilon^+$ , ( $\epsilon^-$ ). Triangles do not fall on either curve and are likely to reflect a nonequilibrium situation. The dashed, solid, and dotted lines are for  $T/T_F = 1.2, 0.6, 0.4$  respectively.