

# Recoverable prevalence in growing scale-free networks and the effective immunization

Yukio Hayashi and Masato Minoura  
*Japan Advanced Institute of Science and Technology,  
 Ishikawa, 923-1292, Japan*  
 (Dated: March 3, 2019)

We study the recoverable prevalence and the extinction of computer viruses via e-mails on a growing scale-free network with new users. The typical phenomenon is simulated in a realistic model with the probabilistic execution and detection of viruses. Moreover, the conditions of extinction by random and targeted immunizations for hubs are derived through bifurcation analysis for simpler models by using a mean-field approximation without the connectivity correlations. We qualitatively understand the mechanisms of the spread in linearly growing networks.

PACS numbers: 87.23.Ge, 05.70.Ln, 87.19.Xx, 89.20.Hh, 05.65.+b, 05.40.-a

In spite of the different social, technological, and biological interactions, many complex networks in real-worlds have a common structure based on the universal self-organized mechanism: network growth and preferential attachment of connections [3][4]. The structure is called scale-free (SF) network, which exhibits a power-law degree distribution  $P(k) \sim k^{-\gamma}$ ,  $2 < \gamma < 3$ , for the probability of  $k$  connections. The topology deviates from the conventional homogeneous regular lattices and random graphs. Many researchers are attracted to a new paradigm of the heterogeneous SF networks in the active and fruitful area.

The structure of SF networks also gives us a strong impact on the dynamics of epidemic models for computer viruses, HIV, and others. Recently, it has been shown [17] that a susceptible-infected-susceptible (SIS) model on SF networks has no epidemic threshold; infections can be proliferated, whatever small infection rate they have. This result disproves the threshold theory in epidemiology [20]. The heterogeneous structure is also crucial for spreading the viruses on the analysis of susceptible-infected-recovered (SIR) models [12][15]. In contrast to the absence of epidemic threshold, an immunization strategy has been theoretically presented in SIS models [6][19]. The targeted immunization applies the extreme disconnections by attacks against hubs with high-degrees on SF networks [1] to a prevention against the spread of infections.

In this paper, we present real distributions of both sent- and receive-mails follow a power-law, and investigate the dynamic properties of computer viruses on models of the SF networks in simulations with estimated parameters from real data in questionnaires [13] and in analysis. Similar distributions have been observed from server log files of e-mails [8]. As a new property, we suggest a growing network with new e-mail users causes the recoverable prevalence from a temporary silence of almost complete extinction. The typical phenomenon in observations [9][21] is not explained by the above statistical analyses at steady states or mean-values (in the fixed size or  $N \rightarrow \infty$ ). We first consider, in simulations, a realistic growing model with the probabilistic execution

and detection of viruses on the SF network. Then, for understanding the mechanisms of recoverable prevalence and extinction, we analyze simpler growing models in deterministic equations. By using a mean-field approximation without the connectivity correlations, we derive bifurcation conditions from the extinction to the recoverable prevalence (or the opposite), which is related to the growth, infection, and immune rates. Moreover, we verify the effectiveness of the targeted immunization by anti-viruses for hubs even in the growing system with new users.

**E-mail network.**—First, we consider a network whose vertices and edges represent computers and the communication in mail-address books. The state at each computer  $i = 1, \dots, N$  is changed from susceptible, hidden, infectious, and to recovered by the remove of viruses and installation of anti-viruses. We make a realistic model in stochastic state transitions with probabilities of the execution and the detection of viruses. Fig. 1 shows the state transitions, where  $\lambda$  and  $\delta$  denote the execution rate from the hidden to the infectious state and the detection rate from the special subjects or doubtful attachment files. The probability at least one detection from the  $n_i$  viruses held on the computer is  $1 - (1 - \delta)^{n_i}$ , and the probability at least one execution is  $1 - (1 - \lambda)^{n_i}$ . We assume the infected mail is not sent again for the same communication partner (sent it at only one time) to be difficult for the detection. Thus,  $n_i$  is at most the in-degree of each vertex. In the stochastic SHIR model, the final state is the recovered or immune, if at least one infected mail is received.

Next, we show the network structure based on real data measured for 2,555 users in a part of World Internet Project 2000 [13]. The distributions of both sent- and receive-mails follow a power-law in Fig. 2, the parameters are estimated as  $\gamma_{out} = 2.5$ ,  $\gamma_{in} = 1.9$ , and the average number of mails per day  $\bar{k} = 5 \sim 20$ . Note that the cumulative distributions have similar shapes to a larger e-mail address book network [16]. With the parameters, we generate a SF network for the contact relations between e-mail users, by applying the simple  $(\alpha, \beta)$  model [11], in which the slopes of power-law  $\gamma_{in} \approx \frac{1}{1-\alpha}$  and  $\gamma_{out} \approx \frac{1}{1-\beta}$

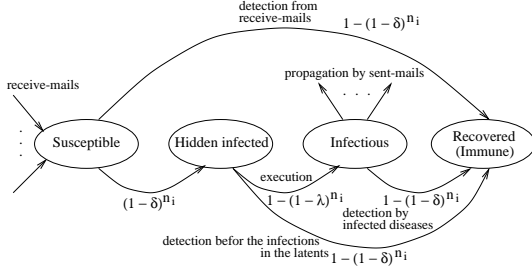


FIG. 1: S-H-I-R state transition diagram.

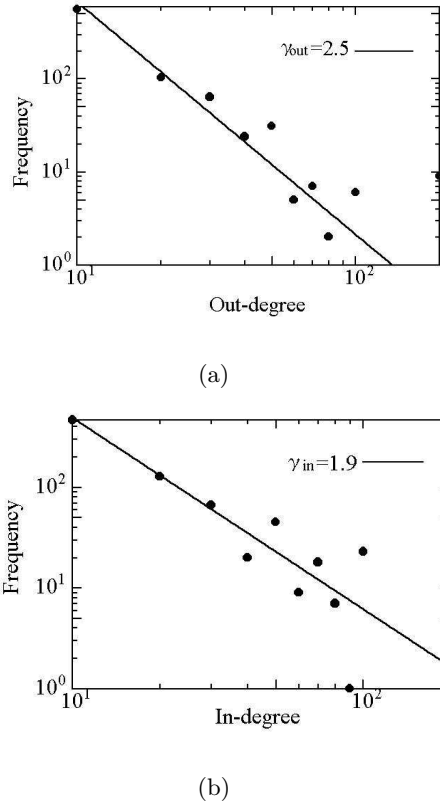


FIG. 2: Power-law degree distributions for (a) sent-mails and (b) receive-mails.

are controlled by the  $\alpha$ - $\beta$  coin in Table I (in the case of e-mails  $\alpha = 0.4736$  and  $\beta = 0.6$ ). Growing with a new vertex at each step,  $k$  edges are added as follows. As the terminal, the coin chooses a new vertex with probability  $\alpha$  and an old vertex with probability  $1-\alpha$  in proportion to its in-degree. As the origin, the coin chooses a new vertex with probability  $\beta$  and an old vertex with probability  $1-\beta$  in proportion to its out-degree. According to both the growth and the preferential attachment [3][4], the generation processes are repeated until the required size  $N$  is obtained as a connected component without self-loops and multi-edges. The  $(\alpha, \beta)$  model generates both of edges from/to a new vertex and edges between old vertices, the processes are somewhat analogous in the generalized BA model [2][3].

probability	$\alpha$	$1 - \alpha$
$\beta$	self-loop at new vertex	origin: new, terminal: old
$1 - \beta$	terminal: new, origin: old	both of old vertices

TABLE I: Directed edge generation by the  $\alpha$ - $\beta$  coin.

**Stochastic model.**—We study the typical behavior in the SHIR model on the SF networks. In the following simulations, we set the execution rate  $\lambda = 0.1$ , the detection rate  $\delta = 0.04$ , the average number of edges  $\bar{k} = 6.6$ , and initial infection sources of randomly chosen five vertices (the following results are similar to other small values  $\lambda = 0.2, 0.3$  and  $\delta = 0.05, 0.06$ ). These small values are realistic, because computer viruses are not recognized before the prevalence and it may be executed by some users. We note the parameters are related to the sharpness of increasing infections up and down ( $\delta$  is more sensitive). It is well known, in a closed system of the SHIR model, the number of infected computers (the hidden and infectious states) is initially increased and saturated, finally converged to zero as the extinction. While the pattern may be different in an open system, indeed, oscillations have been described by a deterministic Kermack-McKendrick model [20]. However a constant population (equal rates of the birth and the death) or territorial competition has been mainly discussed in the model, the growth of computer network is obviously more steep, and the communications of mailing are not competitive. Thus, we consider a growing system, in which 50 vertices and the corresponded new  $k$  edges are added at every step, from an initial SF network with  $N = 400$  up to 20350 at 400 steps. Here, one step is corresponding to a day (400 steps  $\approx$  a year). The growth rate is only an example for simulations, and the actual value depends on the observed period. As shown in Fig. 3(a)(b), the phenomena of recoverable prevalence are found in the open system, but not in the closed system.

To prevent the wide spread of infections, we investigate how to assign anti-virus softwares onto the SF networks. We verify the effectiveness of the targeted immunization for hubs even in the cases of recoverable prevalence. Fig. 3(c)(d) show the average number of infected computers with recoverable prevalence in 100 trials, where vertices are immunized randomly or for hubs according to the out-degree order with 10 %, 20 %, 30 % of the growing size at every 30 steps (corresponded to a month). The number is decreased as larger immune rates for hubs, viruses are nearly extinct (there exists only few viruses) in the 30 % as marked by  $\times$  in Fig. 3(c). While it is also decreased as larger immune rates for randomly selected vertices, however they are not extinct even in the 30 % as marked by  $\times$  in Fig. 3(d). Fig. 4(a)(b) show the number of recovered states by the hub and random immunization of the 30 % (triangle marks) for the comparison with the normal detections (rectangle marks). The immunized

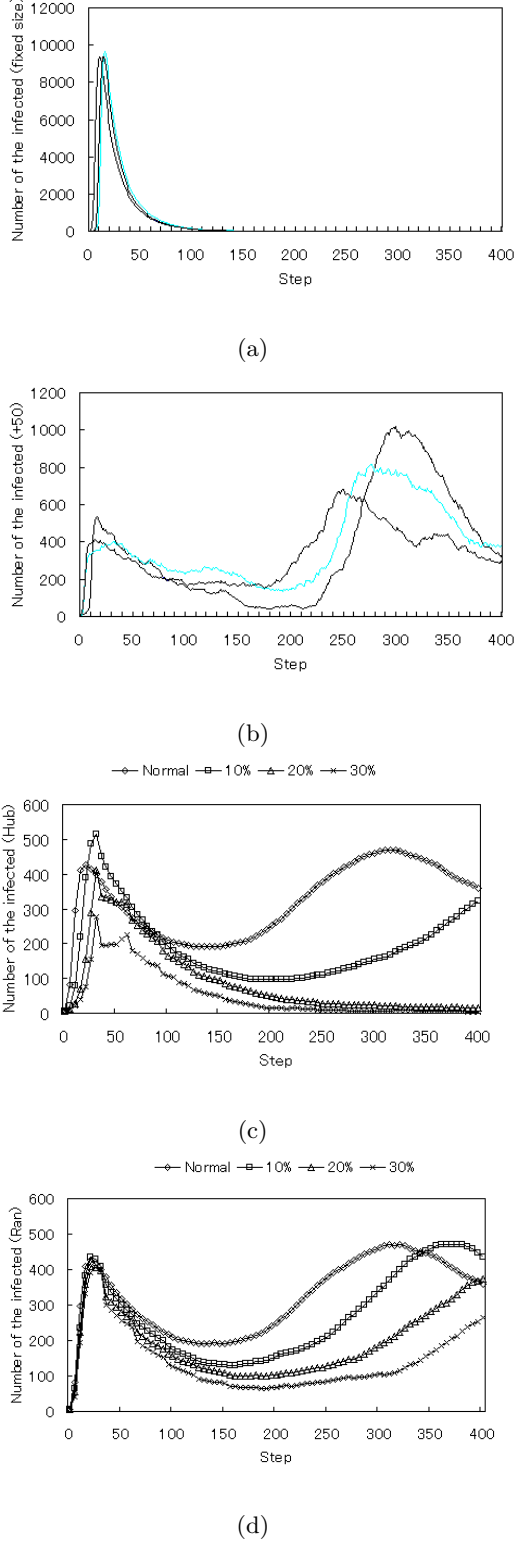


FIG. 3: Typical behavior of the spread on SF networks in (a) a closed system and (b) an open system with simultaneously progress of both spread of viruses and growth of network. The lines show the differences in stochastic state transitions. The effects of immunization are shown as the averages in the open system for (c) hub and (d) random immunization. The open diamond, square, triangle, and cross marks are corresponding to the normal detection by the state transitions, immunization

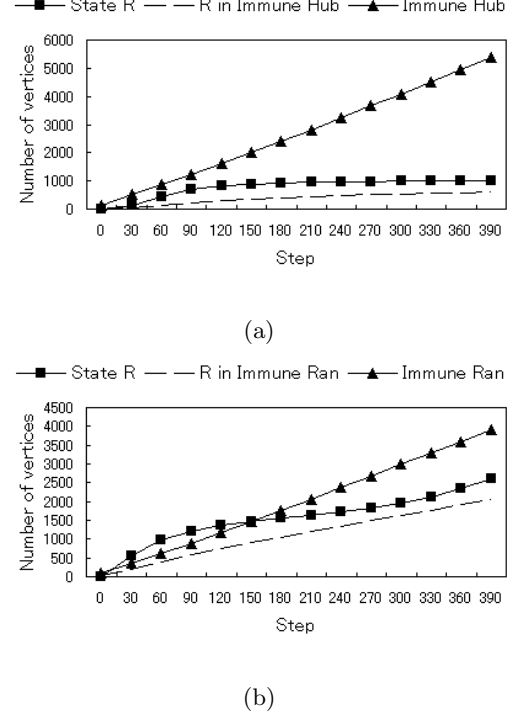


FIG. 4: Number of vertices in the recovered state by (a) hub and (b) random immunization of the 30 %. Each of them is the average value for recoverable prevalence in 100 trials. The dashed lines represent the number of vertices that are already changed to the recovered states before the immunization.

hubs are dominant than the normal detections in Fig. 4(a). However, there is no such difference for the random immunization in Fig. 4(b). In the case with the 10 %, the relation is exchanged; the number of detections is larger than that of both hub and random immunization. It is the intermediate in the case with the 20 %. From these results, we remark the targeted immunization for hubs strongly prevents the spread of infections in spite of the totally fewer recovered states than that in random immunization.

**Deterministic model.**—Although the stochastic SHIR model is realistic, the analysis is very difficult in the open system. Thus, we analyze simpler deterministic SIR models of computer viruses to understand the mechanisms of recoverable prevalence and extinction by the immunization. We consider the time evolutions of  $S(t) > 0$  and  $I(t) > 0$  ( $t \geq 0$ ), which are the number of susceptible and infected vertices. We assume that infection sources exist in an initial network, and that both network growth and the spread of viruses are progressed in continuous time as an approximation. In addition, we have no specific rules in growing, but consider a linearly growing network size and the distribution of connections on an undirected connected graph as a consequence.

(a) **Homogeneous SIR model.**—As the most simple case, in the homogeneous networks with only the detec-

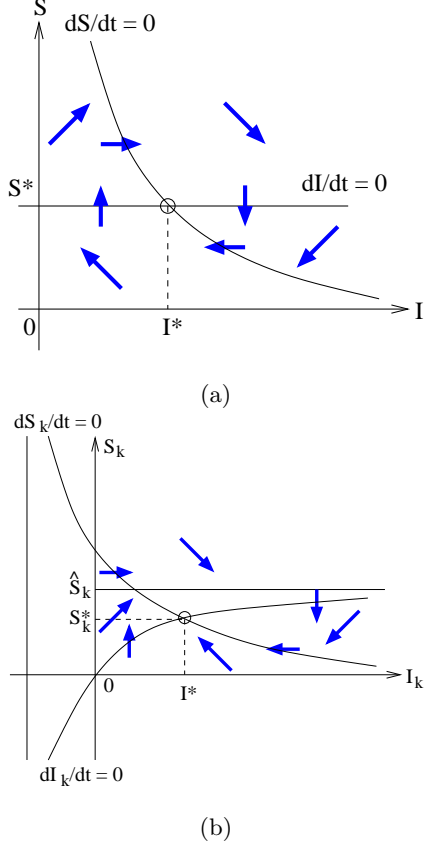


FIG. 5: Nullclines and the vector fields for (a) homogeneous and (b) heterogeneous SIR models. The state in both cases is converged to an equilibrium point with a damped oscillation.

tion of viruses, the time evolutions are given by

$$\frac{dS(t)}{dt} = -b \langle k \rangle S(t)I(t) + a, \quad (1)$$

$$\frac{dI(t)}{dt} = -\delta_0 I(t) + b \langle k \rangle S(t)I(t), \quad (2)$$

where  $a$ ,  $b$ , and  $\delta_0$  denote the growth, infection, and detection rates between 0 and 1,  $\langle k \rangle \stackrel{\text{def}}{=} \sum_k k P(k)$  is the average number of connections with a probability  $P(k)$ . The term  $S(t)I(t)$  represents the frequency of contact relations. Note that the number of recovered vertices  $R(t)$  is a shadow variable defined by  $\frac{dR(t)}{dt} = \delta_0 I(t)$ . From the network size  $N(t) = S(t) + I(t) + R(t)$ , the solution is given by  $N(t) = N(0) + at$  as a linear growth. Fig. 5(a) shows the nullclines of

$$\frac{dS}{dt} = 0 : S = \frac{a}{b \langle k \rangle I},$$

$$\frac{dI}{dt} = 0 : S = S^* \stackrel{\text{def}}{=} \frac{\delta_0}{b \langle k \rangle}, \quad (I \neq 0)$$

for Eqs. (1)(2). The directions of vector field are defined by the positive or negative signs of  $\frac{dS}{dt}$  and  $\frac{dI}{dt}$ .

There exists a stable equilibrium point  $(I^*, S^*)$ ,  $I^* \stackrel{\text{def}}{=} \frac{a}{\delta_0}$ . The states of  $S$  and  $I$  are converged to the point with a damped oscillation. We can easily check the real parts of eigenvalues for the Jacobian are negative at the point (It is the same in the following cases).

(b) Heterogeneous SIR model.—We consider the heterogeneous (such as SF) networks with only the detection of viruses at the mean-field level, in which the connectivity correlations are neglected [14]. We know that static and grown networks have different properties for the size of giant component [7] and the connectivity correlations [5][10] even if the degree distributions are the same. In particular, the correlations may be influenceable on the spread, however they are not found in all growing network models or real systems. We have experientially observed that the correlations are very weak in  $(\alpha, \beta)$  models in the previous simulations as similar to the nearest neighbors average connectivity in the generalized BA model rather than the fitness model or AS in the Internet [18]. At least, non-correlation seems to be not crucial for the absence of epidemic threshold [6][14][17][19], the existence of correlations is much still less nontrivial in e-mail networks. Therefore, a mean-field approximation without the correlations is useful for understanding the mechanisms of the spread in growing networks, as far as it is qualitatively similar to the behavior of viruses in the stochastic model or real data.

At the mean-field level, the time evolutions of  $S_k > 0$  and  $I_k > 0$  for each different connectivity  $k$  are given by

$$\frac{dS_k(t)}{dt} = -bkS_k(t)\Theta(t) + a, \quad (3)$$

$$\frac{dI_k(t)}{dt} = -\delta_0 I_k(t) + bkS_k(t)\Theta(t), \quad (4)$$

where the shadow variable  $R_k(t)$  is implicitly defined by  $\frac{dR_k(t)}{dt} = \delta_0 I_k(t)$ . The factor  $\Theta(t) \stackrel{\text{def}}{=} \sum_k c_k I_k(t)$ ,  $c_k \stackrel{\text{def}}{=} \frac{kP(k)}{\langle k \rangle}$ , represents the expectation that any given edge points to an infected vertex. We consider a section of  $I_{k'} = I_k^*$ : const. for all  $k' \neq k$ . Fig. 5(b) shows the nullclines of

$$\frac{dS_k}{dt} = 0 : S_k = \frac{a}{kb\Theta} = \frac{a}{kbc_k I_k + kb \sum_{k'} c_{k'} I_{k'}^*},$$

$$\frac{dI_k}{dt} = 0 : S_k = \frac{\delta_0 I_k}{kb\Theta} = \frac{\delta_0 I_k}{kbc_k I_k + kb \sum_{k'} c_{k'} I_{k'}^*},$$

and the vector field for Eqs. (3)(4). There exists a stable equilibrium point  $(I_k^*, S_k^*) \stackrel{\text{def}}{=} (\frac{a}{\delta_0}, \frac{\delta_0}{kb})$ . We remark that the solution  $\Theta^* = \sum c_k I_k^* = I_k^* = \frac{a}{\delta_0}$  is self-consistent at the equilibrium point. On these state spaces in Fig. 5(a)(b), only the case of  $a = 0$  gives the extinction:  $I^* = 0$  or  $I_k^* = 0$ . It means that we must stop the growing to prevent the infections by the detection. This is common for any probability  $P(k)$ . In addition, the homogeneous and heterogeneous systems are regarded as oscillators in Fig. 6(a)(b).

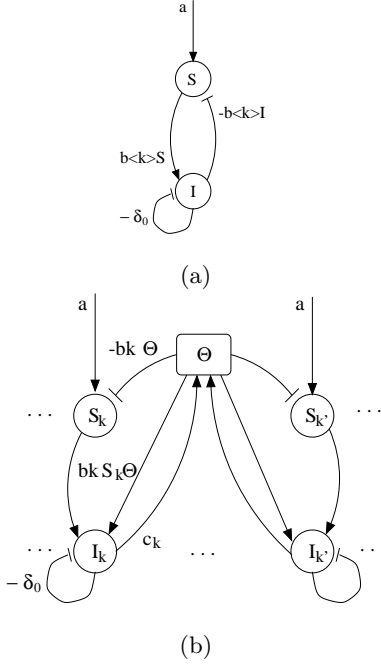


FIG. 6: Oscillators for (a) homogeneous and (b) heterogeneous SIR models in the open system. They consist of S-I pairs with excitatory:  $\rightarrow$  and inhibitory:  $\dashv$  connections, and an input bias  $a$  of the growth rate. The factor  $\Theta$  acts as a global inhibition or excitation.

(c) Effect of immunization.—We study the effect of random and hub immunization. With the randomly immune rate  $\delta_r$ , the time evolutions are given by

$$\frac{dS_k(t)}{dt} = -bkS_k(t)\Theta(t) + a - \delta_r S_k(t), \quad (5)$$

$$\frac{dI_k(t)}{dt} = -\delta_0 I_k(t) + bkS_k(t)\Theta(t) - \delta_r I_k(t), \quad (6)$$

where the shadow variable  $R_k(t)$  is also defined by  $\frac{dR_k(t)}{dt} = \delta_0 I_k(t) + \delta_r(S_k(t) + I_k(t))$ . We assume  $I_{k'}^* = 0$  for all  $k' \neq k$  to discuss the extinction. On the section, the nullclines are

$$\frac{dS_k}{dt} = 0 : S_k = \frac{a}{\delta_r + kb\Theta} = \frac{a}{\delta_r + kbc_k I_k},$$

$$\frac{dI_k}{dt} = 0 : S_k = \frac{(\delta_0 + \delta_r)I_k}{kbc_k} = \frac{\delta_0 + \delta_r}{kbc_k}, \quad (I_k \neq 0)$$

for Eqs. (5)(6). The necessary condition of extinction is given by that the point  $(0, \frac{a}{\delta_r})$  on the nullcline  $\frac{dS_k}{dt} = 0$  is below the line  $S_k = \frac{\delta_0 + \delta_r}{kbc_k}$ : const. of  $\frac{dI_k}{dt} = 0$ . From the condition

$$\frac{a}{\delta_r} < \frac{\delta_0 + \delta_r}{kbc_k},$$

we obtain

$$\delta_r > -\delta_0 + \sqrt{\delta_0^2 + 4kab c_k}. \quad (7)$$

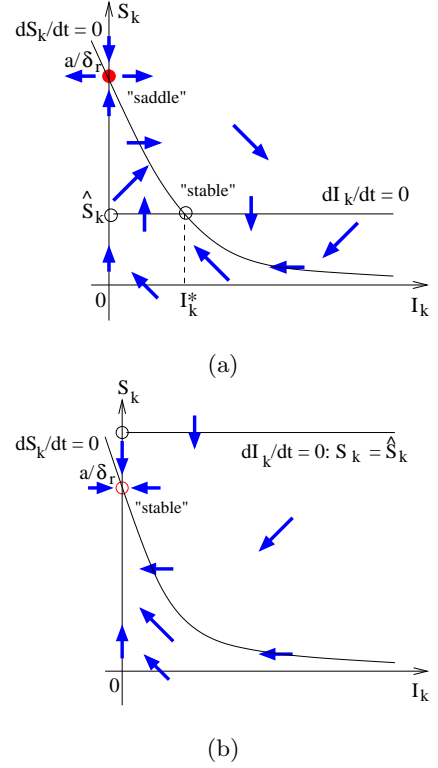


FIG. 7: Saddle-node bifurcation between (a) damped oscillation of recoverable prevalence and (b) convergence to the extinction by the immunization in the heterogeneous SIR model. The state space is changed by the bifurcation parameters  $\delta_r$  and  $a$  for the value of  $\hat{S}_k \stackrel{\text{def}}{=} \frac{\delta_0 + \delta_r}{kbc_k}$ .

In addition,  $0 < \delta_r < 1$  must be satisfied, it is given by  $a < \frac{1+2\delta_0}{4b\gamma}$  from  $kc_k = \gamma m^\gamma k^{-\gamma}$ ,  $m \leq k < \infty$ ,  $\gamma > 0$ , for the generalized BA model [14] with a power-law degree distribution  $P(k) = (1 + \gamma)m^{1+\gamma}k^{-2-\gamma}$ ,  $\langle k \rangle = \frac{1+\gamma}{\gamma}m$ , (which includes the simple BA model [4] at  $\gamma = 1$ ). In this case, there exists a stable equilibrium point, otherwise a saddle and a stable equilibrium point as shown in Fig. 7(a)(b). The state space is changed through a saddle-node bifurcation by values of the growth rate  $a$  and the immune rate  $\delta_r$ .

For the hub immunization [6],  $\delta_r$  is replaced by  $0 < \delta_h k^\tau < 1$ ,  $\tau > 0$ . Then, the necessary condition of extinction in (7) is relaxed to  $a < \frac{m^\tau + 2\delta_0}{4b\gamma}$ . Thus viruses can be completely removed in larger growth rate. Note that the general case for a section  $I_{k'} \neq 0$  is similar to Fig. 5(b). The dynamics is the same in the homogeneous SIR model with the immunization. The abilities for extinction by random and hub immunization in the stochastic model seem to be fit to  $a > \frac{1+2\delta_0}{4b\gamma}$  and  $a < \frac{m^\tau + 2\delta_0}{4b\gamma}$  with  $a = 50$ ,  $\delta_0 = 0.04$ ,  $b = 0.1$ ,  $\tau = 1$ ,  $\gamma \approx \frac{\gamma_{in} + \gamma_{out}}{2}$ , and  $m \approx a \times \bar{k} = 330$ , however not to Eq. (7). Probably, the disagreement comes from that  $S_k$  converges to a stable point and only  $R_k$  is linearly growing in the deterministic models while  $S_k$  (the cumulation: some of vertices save the susceptible states by all the nearest neighbors are the

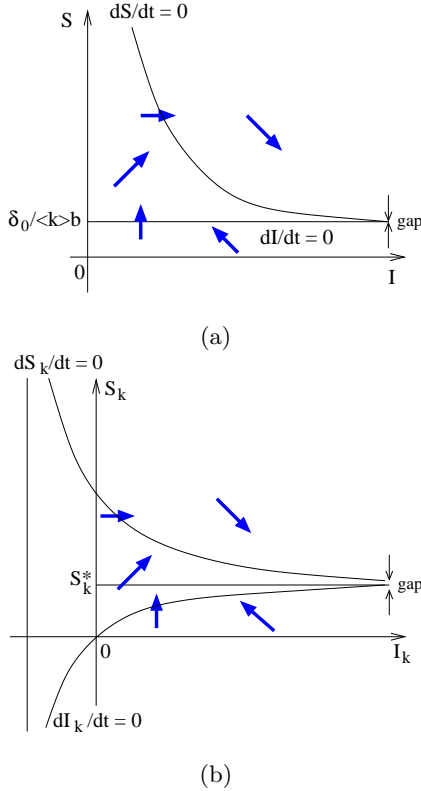


FIG. 8: Non-extinction in (a) homogeneous and (b) heterogeneous SIS models. The number of infected state  $I$  or  $I_k$  finally diverges to infinity.

final recovered states) and  $R_k$  are linearly growing in the stochastic model.

(d) SIS model.—Finally, to show the recovered state is necessary, we consider the SIS models in the open system. The time evolutions on homogeneous networks are given by

$$\frac{dS(t)}{dt} = \delta_0 I(t) - b \langle k \rangle S(t) I(t) + a, \quad (8)$$

$$\frac{dI(t)}{dt} = -\delta_0 I(t) + b \langle k \rangle S(t) I(t), \quad (9)$$

where  $N(t) = S(t) + I(t)$ . The nullclines are

$$\frac{dS}{dt} = 0 : S = \frac{\delta_0 I + a}{b \langle k \rangle I} = \frac{\delta_0}{b \langle k \rangle} + \frac{a}{b \langle k \rangle I},$$

$$\frac{dI}{dt} = 0 : S = \frac{\delta_0}{b \langle k \rangle} : \text{const.}, (I \neq 0)$$

for Eqs. (8)(9). There exists a gap of  $\frac{a}{b \langle k \rangle I} > 0$  even in  $I^* \rightarrow \infty$ . Furthermore, the time evolutions on heterogeneous networks are given by

$$\frac{dS_k(t)}{dt} = \delta_0 I_k(t) - b k S_k(t) \Theta(t) + a, \quad (10)$$

$$\frac{dI_k(t)}{dt} = -\delta_0 I_k(t) + b k S_k(t) \Theta(t). \quad (11)$$

On a section  $I_k : \text{const.}$ , the nullclines are

$$\frac{dS_k}{dt} = 0 : S_k = \frac{\delta_0 I_k + a}{k b \Theta},$$

$$\frac{dI_k}{dt} = 0 : S_k = \frac{\delta_0 I_k}{k b \Theta}$$

for Eqs. (10)(11). There also exists a gap between the nullclines. Fig. 8(a)(b) show the nullclines and the vector field. Thus, the dynamics in the SIS model is quite different from that in the SIR model. We can not realize both of the extinction and the recoverable prevalence of viruses on the SIS model, in any case, even in the open system.

In summary, we have investigate the spread of viruses via e-mails on SF network models in simulations and by a mean-field approximation without the connectivity correlations. The obtained results suggest that the recoverable prevalence stems from the growth of network, it is bifurcated from the extinction state according to the relations of growth, infection, and immune rates, and the targeted immunization for hubs is effective even in the growing system. Qualitative fitness with stochastic and deterministic models or observed real data and more detail analysis with the correlations are further studies.

[1] R. Albert, H. Jeong, and A.-L. Barabási. “Error and attack tolerance of complex networks,” *nature*, vol.406, pp.378-382, 2000.  
[2] R. Albert, and A.-L. Barabási. “Topology of Evolving Networks: Local Events and Universality,” *Physical Review Letters*, Vol. 85, 5234, 2000.  
[3] R. Albert, and A.-L. Barabási. “Statistical Mechanics of Complex Networks,” arXiv:cond-mat/0106096v1, 2001.  
[4] A.-L. Barabási, R. Albert, and H. Jeong. “Mean-field theory for scale-free random networks,” *Physica A*, vol.272, pp.173-187, 1999.  
[5] D.S. Callaway et al. “Are randomly grown graphs really random ?,” *Physical Review E*, Vol. 64, 041902, 2001.  
[6] Z. Dezső, and A.L. Barabási. “Halting viruses in scale-

free networks,” *Physical Review E*, Vol. 65, 055103, 2002.  
[7] S.N. Dorogovtsev, J.F.F. Mendes, and A.N. Samukhin. “Anomalous percolation properties of growing networks,” *Physical Review E*, Vol. 64, 066110, 2001.  
[8] H. Ebel, L.-I. Mielsch, and S. Bornholdt. “Scale-free topology of e-mail networks,” *Physical Review E*, Vol. 66, 035103(R), 2002.  
[9] J.O. Kephart, and S.R. White. “Measuring and Modeling Computer Virus Prevalence,” *Proc. of the 1993 IEEE Comp. Soc. Symp. on Res. in Security and Privacy*, pp. 2-15, 1993.  
[10] P.L. Krapivsky, and S. Render. “Organization of growing networks,” *Physical Review E*, Vol. 63, 066123, 2001.  
[11] R. Kumar et al. “Extracting large-scale knowledge bases

- from the web,” *Proc. of the 25th VLDB Conf.*, pp.7-10, 1999.
- [12] R.M. May, and A.L. Lloyd. “Infection dynamics on scale-free networks,” *Physical Review E*, Vol. 64, 066112, 2001.
  - [13] <http://sophy.asaka.toyo.ac.jp/users/mikami/info&media/>,  
<http://www.commerce.or.jp/result/sp3/index.html>,  
[http://www.dentsu.co.jp/marketing/digital\\_life/](http://www.dentsu.co.jp/marketing/digital_life/)
  - [14] Y. Moreno, R. Pastor-Satorras, and A. Vespignani. “Epidemic outbreaks in complex heterogeneous networks,” *Euro. Phys. J.*, Vol. 26, 521, 2002.
  - [15] M.E.J. Newman. “Spread of epidemic disease on networks,” *Physical Review E*, Vol. 65, 016128, 2002.
  - [16] M.E.J. Newman, S. Forrest, and J. Balthrop. “Email networks and the spread of computer viruses,” *Physical Review E*, Vol. 66, 035101, 2002.
  - [17] R. Pastor-Satorras, and A. Vespignani. “Epidemic dynamics and epidemic states in complex networks,” *Physical Review E*, Vol. 63, 066117, 2001.
  - [18] R. Pastor-Satorras, A. Vázquez, and A. Vespignani. “Dynamical and Correlation Properties of the Internet,” *Physical Review Letters*, Vol. 87, 258701, 2001.
  - [19] R. Pastor-Satorras, and A. Vespignani. “Immunization of complex networks,” *Physical Review E*, Vol. 65, 036104, 2002.
  - [20] N. Shigesada and K. Kawasaki. *Biological Invasions: Theory and Practice*, Oxford University Press, 1997.
  - [21] S.R. White, J.O. Kephart, and D.M. Chess. “Computer Viruses: A Global Perspective,” *Proc. of the 5th Virus Bulletin Int. Conf.*, 1995.