

Skewness of probability density functions of fluid particle acceleration in developed turbulence

A.K. Aringazin*

*Department of Theoretical Physics, Institute for Basic Research,
Eurasian National University, Astana 473021 Kazakhstan*

(Dated: 20 May 2003)

Within the framework of one-dimensional Laval-Dubrule-Nazarenko type model for the Lagrangian acceleration in developed turbulence studied in the work [10], we focus on the effect of correlation between the multiplicative noise and the additive one which is known to be responsible for the relationship of small-scale stretching to vorticity, and can be seen as a skewness of the longitudinal acceleration probability density function. The skewness is presumably small in statistically homogeneous and isotropic developed turbulent flows but is of much importance in understanding of the cascade picture in the three-dimensional turbulence. With the cross correlation parameter $\lambda = -0.005$ the transverse acceleration probability density function turns out to be in good agreement with the recent experimental data by Mordant, Crawford, and Bodentschatz. In the Random Intensity of Noise (RIN) approach, we study the conditional probability density function and conditional mean acceleration.

PACS numbers: 05.20.Jj, 47.27.Jv

I. INTRODUCTION

Tsallis nonextensive statistics [1] inspired approach [2, 3, 4] was recently used [5, 6] to describe Lagrangian acceleration of fluid particle in developed turbulence; see also [7, 8, 9]. In Ref. [10] we reviewed some refinements of this approach [11, 12, 13].

In a comparative analysis of some recent one-dimensional Langevin toy models of fluid particle acceleration in developed three-dimensional turbulence [10] we have demonstrated that the one-dimensional Laval-Dubrule-Nazarenko (LDN) type model [14, 15] with the model turbulent viscosity ν_t and delta-correlated Gaussian white multiplicative and additive noises meets the experimental data on acceleration statistics [16, 17] to a good accuracy. Particularly, it was shown that the resulting contribution to fourth order moment, $a^4 P(a)$, does peak at the same values as the experimental curve, in contrast to predictions of the other stochastic models [5, 6, 9, 12]. Also, within the framework of Random Intensity of Noise (RIN) approach [10] to the LDN type model the assumption that the additive noise intensity α depends on absolute value of velocity fluctuations u was found to imply conditional probability density function $P(a|u)$ and conditional acceleration variance $\langle a^2|u \rangle$ which are in a good qualitative agreement with the recent experimental data on the transverse component of acceleration reported by Mordant, Crawford, and Bodentschatz [18]. These results have been obtained in the particular case when the correlation between the multiplicative and additive noises is taken to be zero.

In the present paper, we fill the gap by studying the ef-

fect of nonzero cross correlation of the noises which models the relationship between small-scale stretching and vorticity [14] and can be seen as a skewness of the probability density function of the longitudinal component of acceleration. The skewness is presumably small in statistically homogeneous and isotropic developed turbulent flows but is of much importance in understanding of the Richardson-Kolmogorov cascade picture of turbulence.

We use the exact result for probability density function of LDN type model obtained as a stationary solution of the Fokker-Planck equation associated to the one-dimensional Langevin equation for the component of acceleration [10, 14],

$$\partial_t a = (\xi - \nu_t k^2) a + \sigma_\perp. \quad (1)$$

Here, the Gaussian white noises ξ and σ_\perp model stochastic forces in the Lagrangian frame and are defined by

$$\begin{aligned} \langle \xi(t) \rangle &= 0, \quad \langle \xi(t) \xi(t') \rangle = 2D \delta(t - t'), \\ \langle \sigma_\perp(t) \rangle &= 0, \quad \langle \sigma_\perp(t) \sigma_\perp(t') \rangle = 2\alpha \delta(t - t'), \\ \langle \xi(t) \sigma_\perp(t') \rangle &= 2\lambda \delta(t - t'). \end{aligned} \quad (2)$$

The probability density function was found to be [10]

$$P(a) = \frac{C \exp[-\nu_t k^2 / D + F(c) + F(-c)]}{(Da^2 - 2\lambda a + \alpha)^{1/2} (2Bka + \nu_t k^2)^{2B\lambda k / D^2}}, \quad (3)$$

where we have denoted

$$\begin{aligned} F(c) &= \frac{c_1 k^2}{2c_2 D^2 c} \ln \left[\frac{2D^3}{c_1 c_2 (c - Da + \lambda)} \right. \\ &\quad \left. \times (B^2(\lambda^2 + c\lambda - D\alpha)a + c(D\nu_t^2 k^2 + c_2 \nu_t)) \right], \end{aligned} \quad (4)$$

$$c = -i\sqrt{D\alpha - \lambda^2}, \quad \nu_t = \sqrt{\nu_0^2 + B^2 a^2 / k^2}, \quad (5)$$

$$c_1 = B^2(4\lambda^3 + 4c\lambda^2 - 3D\alpha\lambda - cD\alpha) + D^2(c + \lambda)\nu_0^2 k^2, \quad (6)$$

$$c_2 = \sqrt{B^2(2\lambda^2 + 2c\lambda - D\alpha)k^2 + D^2\nu_0^2 k^4}, \quad (7)$$

*Electronic address: aringazin@mail.kz; Also at Kazakhstan Division, Moscow State University, Moscow 119899, Russia.

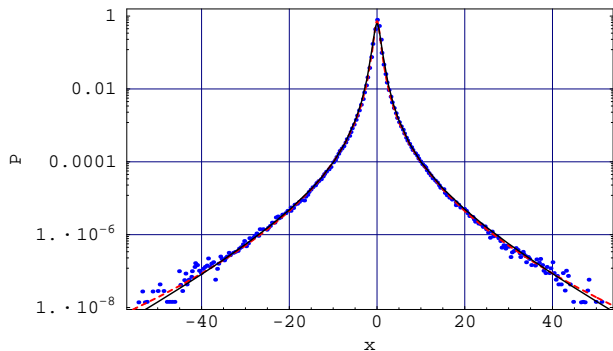


FIG. 1: Acceleration probability density function $P(a)$. Dots: the experimental data for the transverse component of acceleration at $R_\lambda = 690$ by Crawford, Mordant, and Bodenschatz [17]. Dashed line: stretched exponential fit [17], $\beta = 0.513$, $\sigma = 0.563$, $\gamma = 1.600$, $C = 0.733$. Solid line: The model (3), $k = 1$, $\alpha = 1$, $D = 1.100$, $B = 0.155$, $\nu_0 = 2.910$, $\lambda = -0.005$, $C = 3.230$. $x = a/\langle a^2 \rangle^{1/2}$ denotes normalized acceleration.

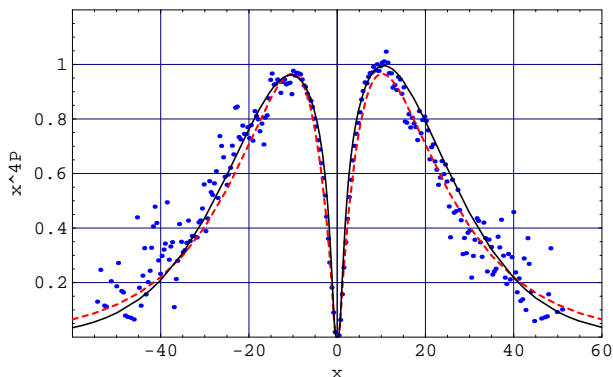


FIG. 2: The contribution to fourth order moment, $a^4 P(a)$. Notation is the same as in Fig. 1.

and C is normalization constant.

Without loss of generality one can put $k = 1$ and $\alpha = 1$ by appropriate rescaling of the parameters D , B , ν_0 , and λ [10], and make a fit to the experimental data. As one can see from Eq. (3), the parameter λ is responsible for an asymmetry of the distribution with respect to $a \rightarrow -a$.

The fit for the particular (symmetric) case, $\lambda = 0$, has been made in Ref. [10]. The flatness factor of the studied distribution which characterizes the widening of its tails (when compared with a Gaussian) is found to be $F = 50.7$ (for $k = 1$, $\alpha = 1$, $D = 1.130$, $B = 0.163$, $\nu_0 = 2.631$, $C = 1.805$) that is in agreement with the flatness of the experimental curve, $F = 55 \pm 8$ [18]. In numerical calculations we used a cutoff by restricting the integration range by $|a|/\langle a^2 \rangle^{1/2} \leq 1000$.

The RIN approach extends the LDN type model by assuming certain relationship of noise intensities and in

general other model parameters to velocity fluctuations u and enables one to study acceleration statistics conditional on velocity fluctuations [10].

The paper is organized as follows.

In Sec. II we study skewness effect implied by nonzero cross correlation parameter λ , both for the unconditional and conditional probability density functions of the acceleration. In Sec. III we study conditional mean acceleration using the RIN extension of the LDN type model (3). In Sec. IV we summarize the obtained results and make a few concluding remarks.

II. THE SKEWNESS

A. The unconditional probability density function

In the present paper we generalize the consideration made in Ref. [10] by assuming $\lambda \neq 0$. For this case, the exact probability density function (3) will be used.

A sample fit of the distribution (3) is presented in Fig. 1 and the contribution to fourth order moment is plotted in Fig. 2, in which the signature of a skewness of the experimental distribution (dots) can be seen as a small difference of about 5% in heights of the two peaks.

One observes a better agreement of the skewed curve (solid line in Fig. 2) for the fitted value

$$\lambda = -0.005 \quad (8)$$

($k = 1$, $\alpha = 1$, $D = 1.100$, $B = 0.155$, $\nu_0 = 2.910$, $C = 3.230$) with the data points in the intermediate range of positive and negative transverse accelerations, $|a|/\langle a^2 \rangle^{1/2} \simeq 10$, as compared with (symmetric) curves implied by the stretched exponential fit (dashed line in Fig. 2) [17], the RIN chi-square Gaussian model fit [12], the RIN log-normal model [4], and the Reynolds model [9].

We note that better result was recently obtained [17] by processing the original (unfitted) curve of Ref. [9] in exactly the same way as that for the data but some departure to the experimental data still persists. Particularly, the associated contribution to fourth order moment, $a^4 P(a)$, does not peak at the same value as that for the experimental curve, being however very close to it.

We remind that the relative root-mean-square (*rms*) uncertainty of the experimental $P(a)$ is about 3% for $|a|/\langle a^2 \rangle^{1/2} \leq 10$ (the most accurate part of the distribution), and is less than 40% for $|a|/\langle a^2 \rangle^{1/2} \leq 40$ [18]. Clearly, less uncertainties are required to obtain good quantitative description of the skewness as it appears to be a quite tiny effect. Nevertheless, in the present section we use the available experimental data to demonstrate the effect of λ . High precision data has been recently reported on the skewness of the probability density function conditional on velocity fluctuations [18] which we will consider in Sec. III below.

Since in statistically homogeneous and isotropic turbulent flow for the *transverse* component of acceleration one has $\lambda \simeq 0$, we could attribute this skewness to small anisotropy of the studied $R_\lambda = 690$ flow as mentioned in Ref. [18].

It should be emphasized that for this flow the ratio between the transverse and longitudinal acceleration variances was measured to be slightly different from unit, due to $a_{0x}/a_{0z} \simeq 1.06$ [16]. This level of transverse-to-longitudinal anisotropy is known to persist for higher Reynolds numbers that indicates a fundamental character of this phenomenon.

The obtained small value (8) of the fitted cross correlation parameter λ , as compared with the used noise intensities D and α , is in a very good agreement with the results of numerical Rapid Distortion Theory (RDT) analysis of the noise cross correlators in decaying turbulence [14]. Particularly, λ turned out to be about two orders of magnitude smaller than D and α . The time scale of the cross correlation as well as of the autocorrelation of additive noise appeared to be of the order of one turnover time, which is taken to be zero in the delta approximation used in Eq. (2).

Below we use the RIN extension [10] of the LDN model (1) to obtain and study the conditional probability density function.

B. The conditional probability density function

In the RIN approach the result (3) is treated in general as a probability density function *conditional* on the parameters involved in the model. It was found [10] that for $\lambda = 0$ only a variation of the additive noise intensity α , with $\alpha = e^{u/u_0}$, qualitatively meets (i) the observed variation of the shape of experimental probability density function of the transverse component of acceleration conditional on the transverse component of velocity fluctuations u with variation of u , and (ii) the polynomial type increase of the normalized conditional acceleration variance with an increase of $|u|$ [18].

In the present paper we study the effect of nonzero λ . In general one may expect that the variation of λ causes not only essential variation of the skewness but at the same time a considerable variation of the acceleration variance.

The experimental conditional distribution $P(a|u)$ for u ranging from 0 to 3 *rms* velocity was found to be approximately of the same shape as the experimental unconditional distribution $P(a)$ [18]. This means that they share the same process underlying Lagrangian intermittency.

In a qualitative analysis, we can assume that the experimental unconditional distribution $P(a)$ is approximately of the same form as the experimental conditional distribution $P(a|u)$ at $u = 0$. As we suppose $\lambda = \lambda(u)$ the net effect of a variation of u will be some variation of the parameter λ in $P(a)$. For this case, the result of our check is that the variation of the shape of curve with variation

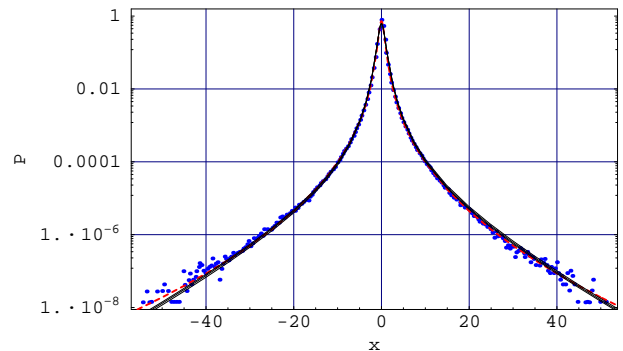


FIG. 3: The acceleration probability density function. Dots: the experimental data for the transverse component of acceleration at $R_\lambda = 690$ by Crawford, Mordant, and Boudenschatz [17]. Dashed line: stretched exponential fit [17], $\beta = 0.513$, $\sigma = 0.563$, $\gamma = 1.600$, $C = 0.733$. Solid lines: the model (3) at $\lambda = -0.005, -0.025, -0.05$ ($k = 1$, $\alpha = 1$, $D = 1.100$, $B = 0.155$, $\nu_0 = 2.910$). $x = a/\langle a^2 \rangle^{1/2}$.

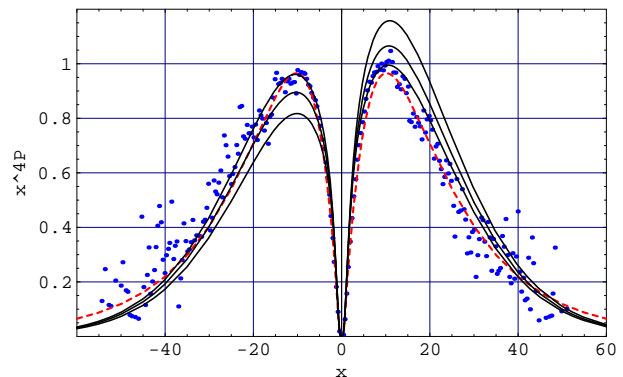


FIG. 4: The contribution to fourth order moment, $a^4 P(a)$. Notation is the same as in Fig. 3.

of λ around the value $\lambda = -0.005$ (the other parameters fixed) is not in a qualitative agreement with the experimental data on $P(a|u)$ shown in Fig. 6a of Ref. [18]. Namely, the obtained plots shown in Figs. 3 and 4 reveal that the variation of λ affects mainly the skewness rather than the variance of the distribution (3).

Therefore, we conclude that within the framework of RIN approach the cross correlation parameter λ (as well as the parameters D , ν_0 , and B as shown in Ref. [10]), with $\lambda = \lambda(u)$, could not be responsible for the specific change of the shape of experimental conditional acceleration probability density function with an increase of velocity fluctuations [18].

We are thus left with the only possibility: to assign the observed *essential* dependence of $P(a|u)$ on velocity fluctuations u to the additive noise intensity α . In general, this is in an agreement with the RDT approach by Laval, Dubrulle, and Nazarenko, particularly with the

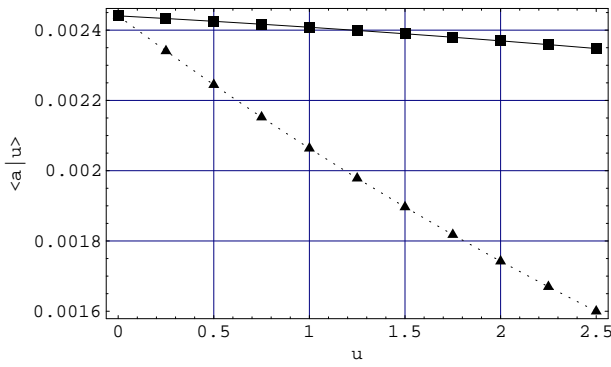


FIG. 5: The conditional mean transverse acceleration as a function of standardized velocity fluctuations u for $\alpha = e^{|u|/3}$, $k = 1$, $D = 1.100$, $B = 0.155$, $\nu_0 = 2.910$, $\lambda = -0.005$. Triangles: normalized to unit conditional acceleration variance, $\langle a|u \rangle / \langle a^2|u \rangle^{1/2}$. Boxes: normalized to unit conditional acceleration variance at $u = 0$, $\langle a|u \rangle / \langle a^2|0 \rangle^{1/2}$.

LDN model (3), in which only the additive noise intensity is characterized by a dependence on small scale velocity fluctuations coupled to large scale velocity fluctuations.

It should be emphasized here that in the original LDN model the other parameters of the model, B , ν_0 , and λ , were not assumed to depend on small scale velocity fluctuations, and the multiplicative noise intensity D was found to depend only on large scale velocity fluctuations. Nevertheless, we have evaluated the effect caused by each of these parameters, $D(u)$, $B(u)$, $\nu_0(u)$, and $\lambda(u)$, in order to verify independently whether this may qualitatively correspond to the set of experimental conditional distributions $P(a|u)$, $u/\langle u^2 \rangle^{1/2} \in [0, 3]$. Despite we obtained a negative result presence of some weak dependencies of these parameters on u can not be ruled out on the basis of the qualitative comparison.

Adopting the point of view that $\alpha = \alpha(u)$ as a first approximation, we turn to a consideration of the mean acceleration conditional on velocity fluctuations u which is presumably nonzero for skewed conditional distributions.

III. THE CONDITIONAL MEAN ACCELERATION

As the first step, the conditional mean acceleration can be calculated under the assumption that only α depends on velocity fluctuations u . We take an exponential dependence, $\alpha = e^{u/u_0}$, $u_0 = 3$, which was found to be relevant from both the theoretical and experimental points of view [10].

Assuming that the unconditional distribution $P(a)$ is approximately of the same form as the conditional distribution $P(a|u)$ at $u = 0$, and using the same set of fitted parameters as in Sec. II A ($\lambda = -0.005$) we obtain that

the conditional mean transverse acceleration only slightly deviates from zero,

$$\frac{\langle a|u \rangle}{\langle a^2|u \rangle^{1/2}} \simeq 0.002, \quad (9)$$

for all values of $|u|$ ranging from zero to 2.5 *rms* velocity, with the tendency to *decrease* with the increase of $|u|$, as shown in Fig. 5 (triangles).

In general, this is in a good agreement with almost symmetric shapes of the experimental probability density functions of the transverse component of acceleration conditional on the transverse component of velocity fluctuations [18]. Alas, an illustrative character of the presented experimental plots and the increasing experimental uncertainty of $P(a|u)$ at big $|u|/\langle u^2 \rangle^{1/2}$ does not allow us to make a definite conclusion since the skewness effect is quite tiny to be readily seen from the experimental $P(a|u)$. Also, we note that the predicted value $\langle a|0 \rangle / \langle a^2|0 \rangle^{1/2} \simeq 0.0025$ (see Fig. 5) is in agreement with that shown in Fig. 6b of Ref. [18], $\langle a|0 \rangle / \langle a^2 \rangle^{1/2} \leq 0.01$ (uncertainty of the presented data points does not allow us to give the upper bound more precisely).

The above result on the conditional mean transverse acceleration (Fig. 5) is, however, in a sharp contrast with the reported experimental dependence of the conditional mean transverse acceleration on u (Fig. 6b of Ref. [18]) which displays that $\langle a|u \rangle / \langle a^2 \rangle^{1/2}$ *increases* from about zero at $|u| = 0$ to about 0.3 at $|u|/\langle u^2 \rangle^{1/2} = 2.5$, in some nonlinear way.

In essence the experimental data show that with the increase of velocity fluctuations $|u|$ the skewness of the conditional transversal acceleration distribution $P(a|u)$ normalized to unit unconditional acceleration variance increases by small but appreciable amount. One would like to know whether this holds for the longitudinal component of acceleration. We expect that the skewness for the longitudinal case is bigger than that for the transverse case, partially, due to about 3% smaller variance of the longitudinal component acceleration [16].

More detailed study is required to explain this highly remarkable phenomenon, which indicates stronger coupling of the multiplicative noise to the additive one for bigger velocity fluctuations $|u|$ in the Lagrangian frame both in the transversal and longitudinal cases.

Below, we use definitions of the noises provided by the LDN approach [14] and the results for u -dependence of the noise intensities [10] to make a preliminary analysis of this phenomenon.

The additive noise intensity considerably increases for bigger $|u|$ due to the relationship $\alpha \sim e^{|u|}$ (uncoherent noisy background responsible for the random walk behavior of acceleration is much intensified) while the multiplicative noise intensity remains at approximately the same level (very intense vortical structures responsible for the random multiplicative process are relatively frozen in time and characterized by a saturation level of $|u|$ for a given Reynolds number and vorticity). This means an increase of large scale effects produced by the

interaction between small and large scales (the effect of nonlocal interactions). Since the large scales are the only unifying agent between the noises the cross correlation of the noises becomes more pronounced for bigger $|u|$. Whereas a direct effect of the increase of additive noise intensity tends to symmetrize the distribution (see Fig. 5) due to a higher degree of chaoticity (higher statistical isotropy), bigger $|u|$ implies a slight variation of the cross correlation, to which the skewness is highly sensitive, so that the overall result is a small but appreciable skewness of the conditional distribution.

Also, it is worthwhile to note that the effect of discrete Kolmogorov turbulent cascade may be of importance here since it provides a relationship between high-amplitude harmonics of the basic ratio (nonlocal interactions) and the four-fifth Kolmogorov law is directly associated to a skewness.

The following remark is in order.

Note that in Sec. II B we used the experimental data on unconditional $P(a)$ instead of that for the conditional $P(a|u)$ with the aim to estimate result of the possible dependence of λ on u . Such an approach is fully justified since these curves are of a similar character and we were interested only in the general effect of the variation of $\lambda = \lambda(u)$ on the shape of $P(a|u)$, for which case particular values of the fitted parameters are not important. This dependence was found to be not capable to explain the characteristic variation of the shape of $P(a|u)$ with variation of u shown in Fig. 6a of Ref. [18]. In other words, it does not make considerable contribution to the variance of $P(a|u)$ consistent with the experimental data. However, this evidently does not exclude possible presence of a specific, *e.g.*, polynomial, weak dependence of λ on u which would allow one to explain small variation of the *skewness* of $P(a|u)$ with variation of u .

Note that we have evaluated the conditional mean acceleration normalized to unit conditional acceleration variance $\langle a^2|u \rangle^{1/2}$ rather than to unit unconditional acceleration variance $\langle a^2 \rangle^{1/2}$. This makes a difference since the conditional acceleration variance $\langle a^2|u \rangle^{1/2}$ increases with an increase of u [10, 18], contrary to the case of unconditional acceleration variance that is constant.

In the RIN approach, the evaluation of unconditional acceleration variance requires a calculation of the stochastic expectation of $P(a|u)$ over random u . Whereas we can judiciously choose, in the first approximation, the distribution of u to be Gaussian with zero mean and $\alpha = e^{u/u_0}$ [10, 13] we should also take into account for the emerging effect of λ , for which case we have no clue to make a judicious choice of some function $\lambda(u)$. An accounting for $\lambda(u)$ may make a considerable contribution to $P(a)$ due to the integral effect. For this reason, in the present paper we do not evaluate $P(a)$ unless we identify the functional form of $\lambda(u)$. This issue is of much interest and can be studied elsewhere.

Nevertheless, one can proceed here with a model-independent study by normalizing the conditional mean acceleration to unit conditional acceleration variance at

$u = 0$ which is *constant* (does not depend on u), *i.e.*, by evaluating $\langle a|u \rangle / \langle a^2|0 \rangle^{1/2}$. The result is plotted in Fig. 5 (boxes) and shows a much steeper decrease as compared with that of $\langle a|u \rangle / \langle a^2|u \rangle^{1/2}$ (triangles), but yet no increase.

In summary, the conditional mean acceleration $\langle a|u \rangle / \langle a^2|0 \rangle^{1/2}$ is almost unchanged for a wide range of $|u|$ under the assumption that $\alpha = e^{|u|/3}$ and the other parameters to be constant.

Therefore, we are left with the only possibility to explain the observed appreciable increase of $\langle a|u \rangle / \langle a^2 \rangle^{1/2}$ with the increase of $|u|$: to assign some weak dependence of the parameter λ , which measures correlation between the additive noise and the multiplicative one, on velocity fluctuations u . It should be noted that this is in agreement with the LDN model, in which the additive noise depends on small-scale velocity fluctuations.

IV. CONCLUSIONS

(i) We have shown that the cross correlation parameter λ of the LDN type model (3) for the particle acceleration can be used to explain a skewness of the acceleration probability density function, and estimated its value, $\lambda \simeq -0.005$, by using a fit to the recent experimental statistics data on the transverse component of acceleration. The mean acceleration is found to be very close to zero, $\langle a \rangle / \langle a^2 \rangle^{1/2} = 0.002$. This skewness can be attributed to small anisotropy of the studied $R_\lambda = 690$ flow.

(ii) Using the RIN approach which extends the LDN type model by assuming certain relationship of noise intensities and in general other model parameters to velocity fluctuations u we have studied acceleration statistics conditional on velocity fluctuations. We found that the assumption $\lambda = \lambda(u)$ could not be responsible for the experimentally observed characteristic variation of the shape of conditional distribution $P(a|u)$ with variation of u . Taken together with the result of the work [10] this implies that only the additive noise intensity α reveals an essential dependence on u for which we used the exponential function, $\alpha = e^{u/u_0}$, relevant from both the theoretical and experimental points of view.

(iii) However, we have found that despite the previously obtained result [10] that a sole dependence of the additive noise intensity parameter α on u is in a good qualitative agreement with the experimental data on the conditional acceleration variance, $\langle a^2|u \rangle / \langle a^2 \rangle$, it appears to be not capable to capture qualitatively the experimental data on the conditional mean acceleration, $\langle a|u \rangle / \langle a^2 \rangle^{1/2}$, which reveal an appreciable increase of the skewness of $P(a|u)$ for bigger $|u|$. This suggests that, in addition to the dependence $\alpha = \alpha(u)$, the cross correlation parameter λ , which is directly related to the skewness, should depend on u in some weak way.

(iv) As the result, to meet the available experimental data we are led to consider, in a self-consistent RIN ap-

proach, the conditional probability density function (3) in the form $P(a|u) = P(a|\alpha(u), \lambda(u))$, with $\alpha = e^{u/u_0}$, velocity fluctuations u to be Gaussian distributed with zero mean, some function $\lambda(u)$ to be determined, and free parameters D , B , and ν_0 (not depending on u , in the first approximation), to be used for a fitting to the experimental $P(a|u)$.

(v) The marginal distribution $P(a)$ is evaluated by integrating out u ,

$$P(a) = \int_{-\infty}^{\infty} du P(a|\alpha(u), \lambda(u)) g(u),$$

where in the first approximation $g(u)$ is taken to be a Gaussian, and then should be compared with the experimental unconditional distribution $P(a)$.

We conclude by a few remarks.

(a) To identify the relationship between small-scale stretching and vorticity which contributes the cross correlation parameter λ one should fit the distribution (3) to the experimental probability density function of the longitudinal component of acceleration. For this purpose, high accuracy experimental data on the *longitudinal* acceleration statistics, $P(a)$ and $a^4 P(a)$, will be required.

(b) The distribution (3) can be used "as is" for a fitting to the experimental unconditional $P(a)$, as shown in Fig. 1. It should be stressed that in the proper RIN approach it is the *marginal* distribution obtained from (3) by averaging over random noise intensities with some judiciously chosen distributions assigned to them, that should be fitted to the experimental unconditional $P(a)$. The simplest choice is to assume that only α is a random parameter, inverse of which follows chi-square or

log-normal distribution in the spirit of simple RIN models [10]. Particularly, for $\alpha = e^{u/u_0}$ the choice of the log-normal distribution is equivalent to that u is normally distributed with zero mean [13]. It should be emphasized here that only absolute value of u contributes to the marginal distribution. In this case the distribution (3) is treated as a conditional probability distribution function $P(a|\alpha(u))$ (see Fig. 7 in Ref. [10]), which could be in principle fitted to the experimental conditional distribution $P(a|u)$. Although we have found a good qualitative agreement of the model with the experimental data on conditional statistics, an illustrative quality of the representation of experimental $P(a|u)$ in Ref. [18] does not allow us to make a reliable *numerical* fit of the proposed $P(a|u) = P(a|\alpha(u), \lambda(u))$. For good fit results, high accuracy experimental data on $P(a|u)$ and on the contribution to fourth order conditional moment, $a^4 P(a|u)$, for $|u|$ ranging from zero to three *rms* velocity with the step 0.5, will be required.

(c) This would give a possibility to identify the dependence $\lambda(u)$, for which one can try a polynomial fit. Due to the observed positiveness of the conditional mean transverse component of acceleration, $\langle a|u \rangle / \langle a^2 \rangle^{1/2}$, only *even* power polynomial in u will be appropriate.

(d) Despite similarity one observes some difference between the experimental distributions $P(a)$ and $P(a|u)$ [18] which could be described in terms of the RIN approach to LDN type model (3) along the line of reasoning given in the present paper, namely, with $P(a|u)$ taken to be the distribution $P(a|\alpha(u), \lambda(u))$ and $P(a)$ to be derived from it by integrating out velocity fluctuations.

-
- [1] C. Tsallis, J. Stat. Phys. **52**, 479 (1988).
 - [2] R. Johal, *An interpretation of Tsallis statistics based on polydispersity*, cond-mat/9909389 (1999).
 - [3] A.K. Aringazin and M.I. Mazhitov, *Quasicanonical Gibbs distribution and Tsallis nonextensive statistics*, cond-mat/0204359 (2002), to be published in Physica A (2003).
 - [4] C. Beck and E.G.D. Cohen, *Superstatistics*, cond-mat/0205097 (2002).
 - [5] C. Beck, *Lagrangian acceleration statistics in turbulent flow*, cond-mat/0212566 (2002).
 - [6] C. Beck, Phys. Rev. Lett. **87**, 180601 (2001); *Generalized statistical mechanics and fully developed turbulence*, cond-mat/0110073 (2001).
 - [7] G. Wilk and Z. Włodarczyk, Phys. Rev. Lett. **84**, 2770 (2000).
 - [8] C. Beck, Physica A **277**, 115 (2000); Phys. Lett. A **287**, 240 (2001); Europhys. Lett. **57**, 329 (2002); *Non-additivity of Tsallis entropies and fluctuations of temperature*, cond-mat/0105371 (2001).
 - [9] A.M. Reynolds, Phys. Fluids **15**, L1 (2003).
 - [10] A.K. Aringazin and M.I. Mazhitov, *One-dimensional Langevin models of fluid particle acceleration in developed turbulence*, cond-mat/0305186 (2003).
 - [11] A.K. Aringazin and M.I. Mazhitov, *Phenomenological Gaussian screening in the nonextensive statistics approach to fully developed turbulence*, cond-mat/0212462 (2002).
 - [12] A.K. Aringazin and M.I. Mazhitov, *Gaussian factor in the distribution arising from the nonextensive statistics approach to fully developed turbulence*, cond-mat/0301040 (2003).
 - [13] A.K. Aringazin and M.I. Mazhitov, *The PDF of fluid particle acceleration in turbulent flow with underlying normal distribution of velocity fluctuations*, cond-mat/0301245 (2003), to be published in Phys. Lett. A (2003).
 - [14] J.-P. Laval, B. Dubrulle, and S. Nazarenko, *Non-locality and intermittency in 3D turbulence*, physics/0101036 (2001).
 - [15] J.-P. Laval, B. Dubrulle, and J.C. McWilliams, Phys. Fluids **15**, 1327 (2003).
 - [16] A. La Porta, G.A. Voth, A.M. Crawford, J. Alexander, and E. Bodenschatz, Nature **409**, 1017 (2001). G.A. Voth, A. La Porta, A.M. Crawford, E. Bodenschatz, J. Alexander, J. Fluid Mech. **469**, 121 (2002);

- Measurement of particle accelerations in fully developed turbulence*, physics/0110027 (2001).
- [17] A.M. Crawford, N. Mordant, E. Bodenschatz, and A.M. Reynolds, *Comment on "Dynamical foundations of nonextensive statistical mechanics"*, physics/0212080 (2002), submitted to Phys. Rev. Lett.
- [18] N. Mordant, A.M. Crawford, and E. Bodenschatz, *Experimental Lagrangian acceleration probability density function measurement*, physics/0303003 (2003).