



Institute for Theoretical Physics

Preprint

Entropy of Pseudo Random Number Generators

Stephan Mertens* and Heiko Bauke[†]

Institut für Theoretische Physik, Otto-von-Guericke Universität, PF 4120, 39016 Magdeburg, Germany

Entropy of Pseudo Random Number Generators

Stephan Mertens* and Heiko Bauke†

Institut für Theoretische Physik, Otto-von-Guericke Universität, PF 4120, 39016 Magdeburg, Germany

(Dated: July 14, 2003)

Since the work of Ferrenberg *et al.* [PRL 69, (1992)] some pseudo random number generators are known to yield wrong results in cluster Monte Carlo simulations. In this contribution the mechanism behind this failure is revealed. Almost all random number generators calculate a new pseudo random number x_i from preceding values, $x_i = f(x_{i-1}, x_{i-2}, \dots, x_{i-q})$. Failure of these generators in cluster Monte Carlo simulations and related experiments can be attributed to the low entropy of the production rule $f()$ conditioned on the statistics of the input values x_{i-1}, \dots, x_{i-q} . Being a measure only of the arithmetic operations in the generator rule, the conditional entropy is independent of the lag in the recurrence or the period of the sequence. In that sense it measures a more profound quality of a random number generator than empirical tests with their limited horizon.

PACS numbers: 05.10.Ln, 02.70.Rr, 75.40.Mg

Random numbers are the key resource of all Monte Carlo (MC) simulations. They are usually produced by a few lines of code, a subroutine called pseudo random number generator (PRNG). The term *pseudo* refers to the fact these generators implement a *deterministic* recursive formula

$$x_i = f(x_{i-1}, x_{i-2}, \dots, x_{i-q}), \quad i > q \quad (1)$$

to produce a sequence (x_i) of pseudo random numbers (PRNs). The only true randomness in this sequence is concentrated in the choice of the “seed” (x_1, \dots, x_q) , a few hundred bits at most. This small amount of randomness is expanded by (1) to the 10^{10} or more random numbers that are consumed by a MC simulation on a present day computer. Most practitioners have no problems founding their scientific reputation on something *pseudo*, they simply trust some well-established PRNG like everybody else trusts the subroutine to calculate $\sin(x)$. Every now and then, however, a popular PRNG is caught producing wrong results, and this does not always entail its removal from the practitioners toolbox. An infamous example is the lagged Fibonacci generator $F(p, q, \circ)$, defined by the recursion

$$x_i = x_{i-p} \circ x_{i-q} \mod m \quad (2)$$

with $\circ \in \{\oplus, +, -, \times\}$. The bitwise exclusive-or operator \oplus does not require a mod-operation, hence it is very fast. m is usually the word size of the computer or a prime close to it. The choice of the “magic numbers” p and q is based on theoretical considerations, like maximizing the period of the sequence [1]. $F(103, 250, \oplus)$ (also known as R250) has been introduced into the physics community in 1981 [2] as a very fast and reliable PRNG. In 1992, Ferrenberg *et al.* [3] reported serious problems with lagged Fibonacci generators when applied in cluster MC simulations of the $2d$ -Ising model with the Wolff algorithm. This discovery initiated a series of investigations, in the course of which shortcomings of lagged Fibonacci generators have been found in various other simulations, like in simulations based on the Swendsen-Wang algorithm [4], $3d$ self-avoiding random walks [5], the Metropolis algorithm on the Blume-Capel model [6], n -block tests [7] and $2d$ -random walks [8]. We will add MC simulations of the $3d$ -Ising model to this list (Fig. 5). Despite this bad record, lagged

Fibonacci generators kept being recommended as “...good enough for many applications” [9] or even for large-scale simulations [10]. The RANLUX generator [11], prevalent in high-energy-physics, is a marginally modified $F(p, q, -)$ enhanced with a special measure to “improve” the quality of the random numbers: it simply throws away up to 80% of the numbers. Other advices to emend lagged Fibonacci generators are to use larger values of the lag like in $F(1393, 4423, \circ)$, or to increase the number of feedback taps to $n > 2$ [8],

$$x_i = x_{i-q_1} \circ x_{i-q_2} \circ \dots \circ x_{i-q_n} \mod m. \quad (3)$$

These recommendations are based mainly on empirical evidence, and without a theoretical justification they have the smack of sweeping the dirt under the carpet. Some authors blame the 3-point correlations induced by (2) for the problems [6, 12, 13]. In fact, choosing $n > 2$ in (3) the observed deviations are reduced, but strange enough, the simple linear congruence generator

$$x_i = \alpha x_{i-1} \mod m. \quad (4)$$

with $\alpha \gg 1$ has strong 2-point correlations, yet it performs reasonably in cluster MC simulations. According to Heuer *et al.* [14] “...the reason why the Wolff algorithm is so sensitive to triplet correlations remains a mystery.” In this paper we will reveal the mystery.

The Wolff algorithm [15, 16] is a very efficient MC method to simulate Ising spin systems in thermal equilibrium. It flips clusters of spins and its central part is the construction of these clusters. The algorithm maintains a list of candidate spins. As long as the candidate list is not empty, one spin is removed from the list and is added to the cluster with probability $P_{\text{add}} = 1 - e^{-2/T}$ where T is the temperature measured in units k_B/J . If the spin has been added to the cluster, its equally aligned neighbor spins are added to the candidate list (if they are not themselves part of the cluster). When the candidate list is empty, the growth process stops, all spins of the cluster are flipped and a new growth process is initiated by starting a new cluster with a randomly chosen spin and adding all of its equally aligned neighbors to the candidate list.

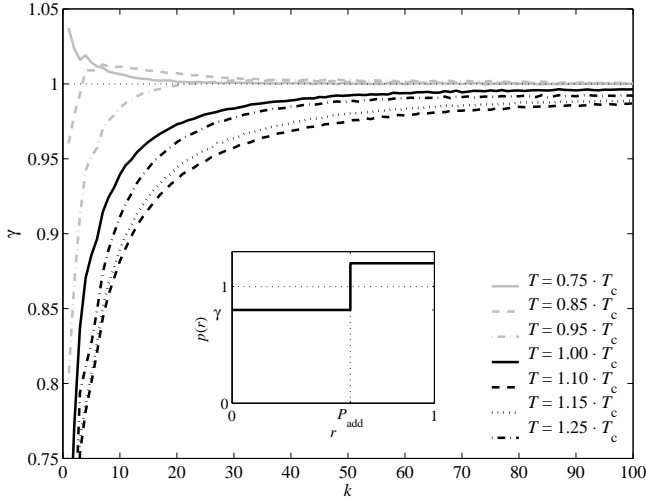


Figure 1: The completion of a cluster in the Wolff algorithm implies a bias $\gamma(k)$ (5) in the preceding random numbers r_{i-k} . The bias is towards rejection moves, i.e. the probability of $r_{i-k} < P_{\text{add}}$ (acceptance) is smaller than P_{add} . The inset shows the corresponding probability density of the random numbers $r \in [0, 1)$. The data shown is from simulations of a 24×24 spin square Ising model, but the figures look similar for larger systems and in $3d$. T_c is the critical temperature of the infinite system.

In the cluster growth process, the pseudo random numbers $r_i = x_i/m \in [0, 1)$ are used to decide whether a spin from the candidate list is added to the cluster ($r_i < P_{\text{add}}$) or not ($r_i \geq P_{\text{add}}$). With each spin that is added to the cluster, new spins may enter the candidate list, too. For the growth process to stop, the candidate list needs to be empty, hence we expect the end of each growth process to go hand in hand with a high rejection rate or a superproportional fraction of random numbers $r_i \geq P_{\text{add}}$. Each time a cluster is completed one can look back at the last random numbers $r_{i-1}, r_{i-2}, \dots, r_{i-k}, \dots$ and measure the bias

$$\gamma(k) = \frac{\mathbb{P}(r_{i-k} < P_{\text{add}})}{P_{\text{add}}} \quad (5)$$

where $\mathbb{P}(r < P)$ denotes the probability of the event $r < P$. Unbiased numbers have $\gamma = 1$, but Fig. 1 shows that the numbers that contribute to the completion of a cluster are indeed strongly biased. For most temperatures the bias is towards rejections moves ($\gamma < 1$). For low temperatures the cluster spans almost the entire system, hence the completion is dominated by a lack of unassigned spins rather than higher rejection rates. In these cases we observe a weak bias towards acceptance moves ($\gamma > 1$).

Note that the bias γ has nothing to do with a faulty PRNG. It is a genuine property of the simulation algorithm. However, the PRNG has to cope with this situation: after all we expect it to generate unbiased random numbers x_i even if the numbers x_{i-1}, \dots, x_{i-p} in (1) are biased. The crucial point is that some PRNGs like the lagged Fibonacci have problems to reconstruct unbiased pseudo random numbers from biased in-

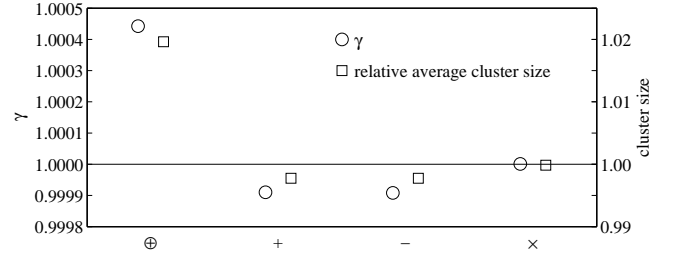


Figure 2: Bias in the output of the lagged Fibonacci generator with biased inputs (\circ) and cluster sizes in the Wolff algorithm (\square). The bias in the input numbers was $\gamma = 0.975$ and $P_{\text{add}} = 0.586$, corresponding to a MC simulation at the critical temperature of the $2d$ -Ising model. The simulation was done with $F(13, 33, \circ)$ on a 16×16 spin system. Errorbars are smaller than the symbol size. The reference value of the clustersize has been obtained from simulations with a high quality PRNG [18].

put. This is most easily seen for $F(p, q, \oplus)$ and $P_{\text{add}} = 1/2$. Let P_i denote the probability that the most significant bit of x_i equals 1. In the final phase of the cluster growth process we have $P_{i-q} > 1/2$ and $P_{i-p} > 1/2$, and from $x_i = x_{i-q} \oplus x_{i-p}$ we get $P_i < 1/2$, i.e. we expect too many spins to be added to the new cluster. Note that a similar scenario has been discussed by Shchur *et al.* [13, 17] within the framework of a one-dimensional directed random walk, where $F(p, q, \oplus)$ shows significant deviations precisely because of its inability to compensate the persistent bias in the preceding random numbers that is induced by the simulation algorithm.

A simple experiment illustrates the relation between the persistent bias and the cluster size. We draw two real random numbers r_1 and r_2 from a distribution as shown in the inset of Fig. 1, with bias $\gamma < 1$. These two numbers are used to generate a new random number r_3 according to the lagged Fibonacci rule. Fig. 2 shows the bias of r_3 for all four binary operators: \oplus leads to a strong bias $\gamma > 1$ (as discussed above), $+$ and $-$ to a weaker bias $\gamma < 1$, and \times shows no bias in the new variable r_3 . This corresponds nicely with the average cluster size in the Wolff algorithm for simulations of the square Ising model: with \oplus the clusters are too large, with \pm the clusters are too small. Only the \times -operator generates clusters of the correct size. These results are consistent with systematic numerical investigations [4].

At this point the virtue of increasing the lag becomes apparent. An increased lag q usually implies an enlarged difference $q - p$, which in turn decreases the probability that *both* numbers x_{i-p} and x_{i-q} are from the completion phase of a cluster. The bias of x_i is much weaker if only one of its predecessors x_{i-p} or x_{i-q} is biased, even for the \oplus -operator. This is a fragile construction, however. Even if it helps in cluster MC simulations, it may still fail in other contexts. The central weakness, the incapacity to restore unbiased PRNs from biased inputs, is independent of the lag. Needless to say that the RANLUX approach to throw away large fractions of the PRNs is no real cure either [19].

To find a better remedy it is instructive to consider a

tractable model of a PRNG. Our model PRNG directly generates a stream of real numbers on the interval $[0, 1)$ via the recursion

$$r_i = \{\alpha(r_{i-1} + r_{i-2} + \dots + r_{i-n})\} \quad (6)$$

where $\{r\}$ denotes the fractional part of r . For $\alpha = 1$, Eq. (6) corresponds to an additive lagged Fibonacci generator with n feedback taps. The case $n = 1$ corresponds to the linear congruence generator (4). Now let ρ_i denote the probability density function of r_i . To understand how Eq. (6) transforms the probability density we assume that the input values r_{i-1}, \dots, r_{i-n} are independent. This holds strictly only for the first iteration on the initial seed, but it allows us to write

$$\rho_i(r) = \frac{1}{\alpha} \sum_{j=0}^{\lfloor n\alpha \rfloor} \rho_{i-1} \star \rho_{i-2} \star \dots \star \rho_{i-n} \left(\frac{r+j}{\alpha} \right) \quad (7)$$

for $0 \leq r < 1$. $\lfloor x \rfloor$ denotes the largest integer not larger than x and \star is the convolution operator. The sum results from taking the fractional part in Eq. (6). It can be interpreted as *Rieman sum approximation* to the integral $\int \rho_{i-1} \star \dots \star \rho_{i-n}(x) dx = 1$ with mesh size $1/\alpha$, hence we have the immediate result

$$\lim_{\alpha \rightarrow \infty} \rho_i(r) = 1 \quad 0 \leq r < 1, \quad (8)$$

i.e. for $\alpha \rightarrow \infty$ the new number r_i is uniformly distributed *independently* of the distribution of the preceding numbers. This is what makes the simple linear congruence generator (4) perform better than $F(p, q, \pm)$ and $F(p, q, \oplus)$. One of the numbers x_{i-q} or x_{i-p} that enter the right hand side of the multiplicative generator $F(p, q, \times)$ can be seen as a multiplier for the other. This multiplier varies, but it is $\gg 1$ for almost all iterations. This explains why $F(p, q, \times)$ works fine in cluster MC simulations. For $\alpha = 1$ the support of the n -fold convolution is $[0, n)$, and it is sampled with a mesh of size one. In the limit $n \rightarrow \infty$ we can again replace the sum by an integral and we get back the uniform distribution for ρ_i . For this reason the quality of lagged Fibonacci generators increases with the number of feedback taps. In terms of computational efficiency a generator with a small number of feedback taps but a large factor α is much better than a generator with $\alpha = 1$ but a large number of feedback taps.

We have seen that a multiplier $\alpha > 1$ or a large number n of feedback taps promotes a robust uniformity of the PRNs, even if the input numbers are non uniform. A quantitative measure of this robustness is given by the *entropy* of the output value r_i , *conditioned* on the input variables r_{i-1}, \dots, r_{i-q} . Of course r_i is uniquely determined by r_{i-1}, \dots, r_{i-q} hence the entropy is zero, reflecting the determinism in our pseudo random numbers. Fortunately MC simulations use the r_i in a coarse grained manner, to “roll a die” or to “toss a coin”. In the Wolff algorithm the (biased) coin shows head with probability P_{add} . In general, a PRNG is used for a random choice out of M of *macrostates* $m_1 \dots, m_M$ (the faces of the die). Each macrostate m_j is represented by a large number of *microstates*, the actual

PRNs. The random choice is done by partitioning the interval $[0, 1)$ into disjoint intervals I_j such that $\cup_{j=1}^M I_j = [0, 1)$, and macrostate m_j is selected if and only if $r \in I_j$. Under the canonical assumption that the PRNs r are uniformly distributed, m_j is selected with probability $P_j = |I_j|$. Obviously a simulation is sensitive only to correlations in the stream m_j of macrostates. On the other hand it can only induce correlations at the macrostate level, and on this level the conditional entropy can be larger than zero: Eq. (1) is deterministic at the microstate level, but it can be chaotic at the macrostate level. The *conditional macrostate entropy* H of a PRNG with n feedback taps reads

$$H = - \sum_{\{m_i\}} \mathbb{P}(m_1, \dots, m_{n+1}) \log_2 \frac{\mathbb{P}(m_1, \dots, m_{n+1})}{\mathbb{P}(m_1, \dots, m_n)}, \quad (9)$$

where $\mathbb{P}(m_1, \dots, m_{n+1})$ is the joint probability that the PRNG selects macrostate m_{n+1} and its n input values are *unbiased* and *independent* representatives of the macrostates m_1, \dots, m_n . Note that our definition of H implies maximum entropy of the n microstates that form the input of the generator: H gives the uncertainty that the generator can produce in one iteration, given that we have full knowledge of the preceding macrostates, but no knowledge of the underlying microstates. A good generator should have a value close to the upper bound $-\sum_j P_j \log_2 P_j$. Note also that H is *not* a measure of the stream of pseudo random numbers that comes out of a generator. It is a measure of the generator rule itself. Hence it is very different from the entropy used in empirical investigations of pseudo random data [20]. To illustrate this difference consider any empirical test on a finite stream of pseudo random numbers. The lag q of the underlying generator can easily be tuned to increase the range of the correlations beyond the horizon of the test. The conditional entropy, being independent from the position of the feedback taps, is not deceived by these measures. Increasing the number M of macrostates on the other hand, every pseudo random number generator will eventually start to give low entropy values. You better stay away from the microstate level to keep the illusion of randomness.

The calculation of the M^{n+1} probabilities that enter the definition of H is straightforward. For simple generators it can be done analytically. As an example consider $F(p, q, \oplus)$ and $M = 2^m$ equally weighted macrostates: here the macrostate is uniquely determined by the m most significant bits of the x_i , and the \oplus -operator does not mix these bits with the ambivalent lower order bits. Hence $H = 0$ as opposed to the target value $H = m$. This result is independent of the values of p and q and will be the same for any number of feedback taps. It is an indicator of a fundamental weakness of all \oplus -recurrences.

For our model PRNG (6) the probabilities $\mathbb{P}(m_1, \dots, m_{n+1})$ are simple integrals and computing H is straightforward. Fig. 3 shows H for our model PRNG with two feedback taps. The entropy approaches its maximum as the multiplier α gets larger, and for $\alpha > M$ it is very close to the maximum. This is easily understood from Eq. (7): the convolution integral of functions that are constant on intervals of size $1/M$ is well approximated by a Rieman sum of mesh size smaller than $1/M$.

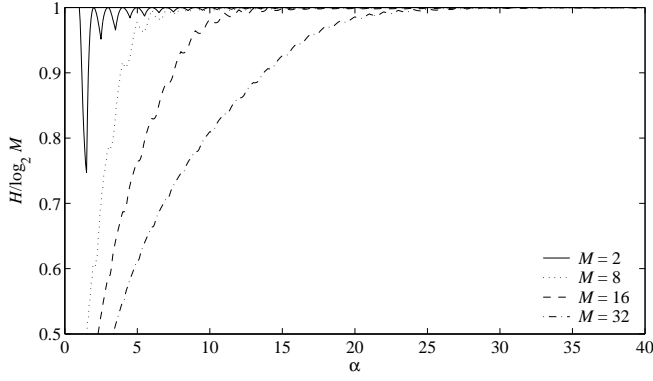


Figure 3: Conditional entropy of the recursion $r_i = \{\alpha(r_{i-p} + r_{i-q})\}$ for different numbers M of equally weighted macrostates. The multiplier α must be larger than $1/M$ to ensure proper mixing of microstates.

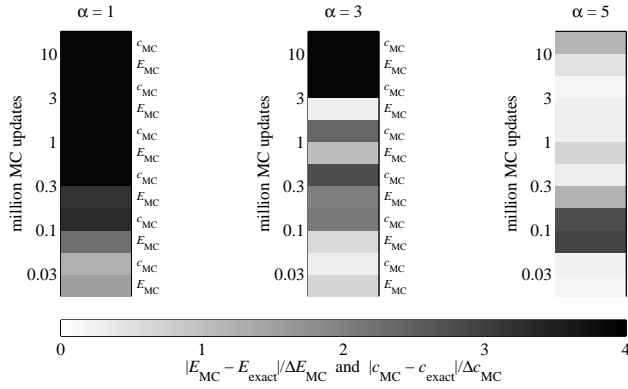


Figure 4: MC simulation of a 16×16 spin Ising model with the Wolff algorithm and $r_i = \alpha(r_{i-13} + r_{i-33}) \bmod 2^{31}$ as PRNG. Grayscales indicate the deviation from the exact values [21] of the energy E and the specific heat c in units of one standard deviation.

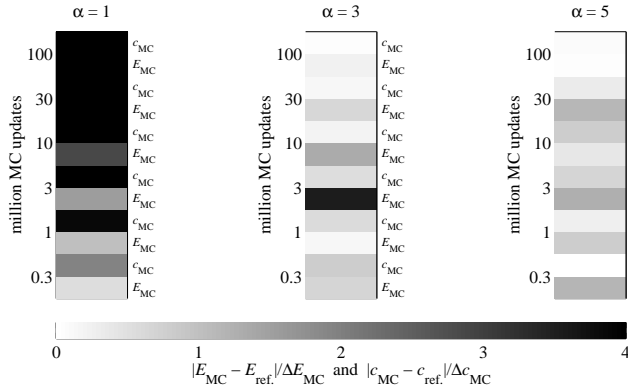


Figure 5: Like Fig. 4 but for a $6 \times 6 \times 6$ Ising spin system. The reference values for the Energy E and the specific heat c have been obtained from simulations with a high quality PRNG [18].

Note that H is not a strictly monotonic function of α . The resonances in Fig. 3 reflect the fact that even a non uniform distribution at microstate level may yield the correct macrostate statistics for a particular set of weights.

According to Fig. 3 even a small factor $\alpha > 1$ yields acceptable statistics for $M = 2$ macrostates. Hence we expect good results in a cluster MC simulation even with a notorious bad generator like $F(p, q, \pm)$ if we enhance the entropy of the latter with a small prefactor α . Note that for PRNGs like $F(p, q, \pm)$ the multiplier must be an odd integer. Figs. 4 and 5 show the quality of cluster MC simulations of $2d$ and $3d$ Ising models with $F(p, q, +)$ plus multiplier: for $\alpha = 1$ we see strong deviations (which for $2d$ simulations have long been known simulations), but for $\alpha = 3$, the deviations are much weaker, and for $\alpha = 5$ they have basically disappeared.

All numerical simulations have been done on our Beowulf cluster TINA[22]. This work was supported by Deutsche Forschungsgemeinschaft under grant ME2044/1-1.

* E-mail:stephan.mertens@physik.uni-magdeburg.de

† E-mail:heiko.bauke@physik.uni-magdeburg.de

- [1] D. E. Knuth, *The Art of Computer Programming*, vol. 2 (Addison-Wesley, 1998), 3rd ed.
- [2] S. Kirkpatrick and E. Stoll, *J. Comput. Phys.* **40**, 517 (1981).
- [3] A. M. Ferrenberg, D. Landau, and Y. J. Wong, *Phys. Rev. Lett.* **69**, 3382 (1992).
- [4] P. D. Coddington, *Int. J. Mod. Phys. C* **5**, 547 (1994).
- [5] P. Grassberger, *Phys. Letters A* **181**, 43 (1993).
- [6] F. Schmid and N. Wilding, *Int. J. Mod. Phys. C* **6**, 781 (1995).
- [7] I. Vattulainen, T. Ala-Nissila, and K. Kankaala, *Phys. Rev. Lett.* **73**, 2513 (1994).
- [8] R. M. Ziff, *Computers in Physics* **12**, 385 (1998).
- [9] K. Kankaala, T. Ala-Nissila, and I. Vattulainen, *Physical Review E* **48**, R4211 (1993).
- [10] W. Petersen, *Int. J. High Speed Comput.* **6**, 387 (1994).
- [11] M. Lüscher, *Comp. Phys. Comm.* **79**, 100 (1994).
- [12] I. Vattulainen, T. Ala-Nissila, and K. Kankaala, *Phys. Rev. E* **52**, 3205 (1995).
- [13] L. N. Shchur, *Comp. Phys. Comm.* **121**, 83 (1999).
- [14] A. Heuer, B. Dünweg, and A. M. Ferrenberg, *Comp. Phys. Comm.* **103**, 1 (1997).
- [15] U. Wolff, *Phys. Rev. Lett.* **63**, 361 (1989).
- [16] M. Newmann and G. Barkema, *Monte Carlo Methods in Statistical Physics* (Clarendon Press, Oxford, 1999).
- [17] L. Shchur, J. Heringa, and H. Blöte, *Physica A* **241** (1997).
- [18] H. Bauke and S. Mertens, to be published.
- [19] L. N. Shchur and P. Butera, *Int. J. Mod. Phys. C* **9**, 607 (1998).
- [20] P. L'Ecuyer, J. Cordeau, and A. Compagner (1998), <http://www.iro.umontreal.ca/~lecuyer/papers.html>.
- [21] A. E. Ferdinand and M. E. Fisher, *Phys. Rev.* **185**, 832 (1969).
- [22] TINA, <http://tina.nat.uni-magdeburg.de>.