

Orbital order in the low-dimensional quantum spin system TiOCl probed by ESR

V. Kataev^{1,2,*}, J. Baier¹, A. Möller³, L. Jongs³, G. Meyer³, and A. Freimuth¹

¹ *II. Physikalisches Institut, Universität zu Köln, 50937 Köln, Germany*

² *Kazan Physical Technical Institute, Russian Academy of Sciences, 420111 Kazan, Russia and*

³ *Institut für Anorganische Chemie, Universität zu Köln, 50939 Köln, Germany*

(Dated: May 22, 2019)

We present electron spin resonance data of Ti^{3+} ($3d^1$) ions in single crystals of the novel layered quantum spin magnet TiOCl. The analysis of the g tensor yields direct evidence that the d_{xy} orbital from the t_{2g} set is predominantly occupied and owing to the occurrence of orbital order a linear spin chain forms along the crystallographic b axis. This result corroborates recent theoretical LDA+U calculations of the band structure. The temperature dependence of the parameters of the resonance signal suggests a strong coupling between spin and lattice degrees of freedom and gives evidence for a transition to a nonmagnetic ground state at 67 K.

PACS numbers: 71.27.+a, 76.30.Fc, 75.10.Jm

Complex transition metal (TM) oxides with low-dimensional structural elements provide a fascinating 'playground' to study novel phenomena such as high-temperature superconductivity, spin-charge separation, spin-gap states and quantum disorder^{1,2,3}. Until recently, the main emphasis has been put on Cu-based oxides, where a Cu^{2+} ($3d^9$) ion has a single hole in the e_g orbitals with spin $S = 1/2$, and its orbital momentum is almost completely quenched in the crystalline electrical field. The ions at the beginning of the TM elements row, like Ti^{3+} and V^{4+} , have, in contrast, a single d -electron which occupies one of the t_{2g} orbitals. Because these orbitals are much less Jahn-Teller active, their near degeneracy may yield more complicated physics, involving not only the spin and charge, but also the orbital sector⁴. As an example, the three-dimensional cubic perovskite LaTiO_3 has been proposed to realize a quantum orbital liquid^{5,6}. However recent x-ray and neutron structural data suggest the ordering of the orbitals⁷. The structural dimensionality is reduced in TiOCl, where $[\text{TiO}_4\text{Cl}_2]$ octahedra are arranged in bilayers well separated from each other along the c axis (Fig. 1a). In fact, for quite a while this compound has been considered as a 2D antiferromagnet, an electron analog to the high- T_c cuprates⁸. However, very recently TiOCl has emerged in an entirely new light as a 1D antiferromagnet⁹ and is proposed as the second example of an inorganic spin-Peierls compound after CuGeO_3 ¹⁰. LDA+U band-structure calculations⁹ suggest ordering of the t_{2g} orbitals in TiOCl which produces quasi-1D antiferromagnetic spin $S = 1/2$ chains. This calculation favors the occupancy of the d_{xy} orbitals (Fig. 1b) which form a uniform chain along the b axis. A transition to a non-magnetic ground state at $T_c = 67$ K has been observed in the static magnetic susceptibility⁹. Remarkably, NMR data reveal the pre-existing pseudo spin-gap already above T_c which is ascribed to strong orbital fluctuations¹¹. Furthermore, Seidel and Lee¹² argue that owing to the relatively large energy scale of magnetic exchange and weak Jahn-Teller activity of the t_{2g} orbitals a novel spin-gapped superconducting phase may be realized in TiOCl if a small amount of holes is added to the

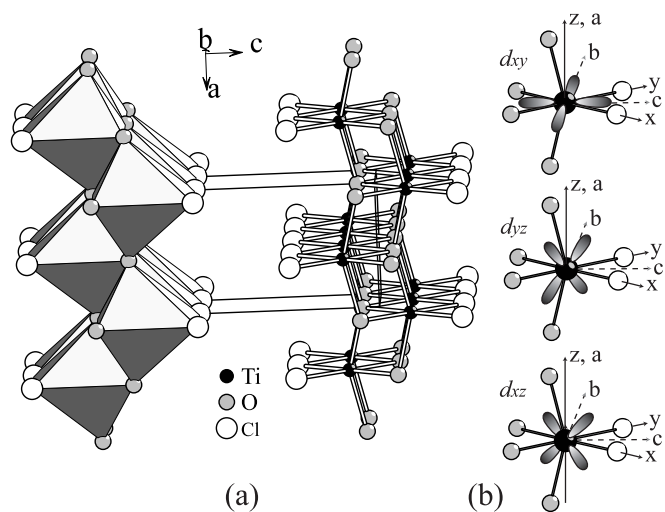


FIG. 1: (a) View of the crystal structure of TiOCl along the b axis; (b) sketch of the t_{2g} orbitals in the $[\text{TiO}_4\text{Cl}_2]$ octahedron. The local coordinate frame $\{xyz\}$ is chosen so that $z \parallel a$ axis, and the x and y axes are rotated by 45° with respect to the c and b axes, respectively.

system.

In this paper we present electron spin resonance (ESR) data of Ti^{3+} in single crystals of TiOCl. By measuring the anisotropy of the g factor and comparing it with our theoretical estimates in the framework of the angular overlap model we conclude that single electron in the d -shell occupies the d_{xy} orbital which lies approximately in the bc crystallographic plane. This result suggests a formation of a spin-1/2 chain along the b direction, owing to the overlap of the orbital states, and supports recent LDA+U calculations⁹. The ESR signal vanishes at $T_c = 67$ K signalling the transition to a non-magnetic ground state. A pronounced dependence of the linewidth and the g factor on temperature suggests a strong coupling of spins to the lattice which may play an important role for the opening of the spin gap. Our x-ray data give however no evidence for the structural transition associ-

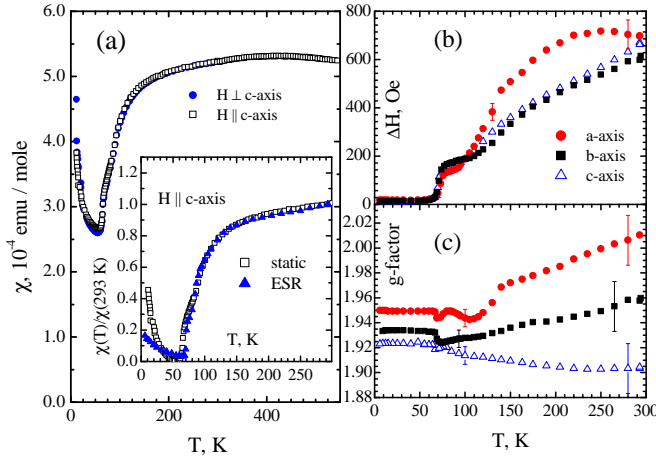


FIG. 2: (a) Static susceptibility $\chi(T)$ of TiOCl. Inset: comparison of $\chi(T)$ with the ESR intensity; (b) and (c) width of the ESR signal ΔH and g factor, respectively.

ated with the spin-gap transition.

Single crystals of TiOCl have been prepared from TiCl_3 (Aldrich) and TiO_2 (Kronos Titan) according to experimental details given in Ref. 13. The purity of the product was checked by x-ray powder diffraction at 293 K and 10 K. The latter measurement has been carried out in order to check for a possible structural phase transition, which we do not find. Both diffractograms could be indexed in the orthorhombic space group $Pmmn$ with $a = 3.789(1)$ Å, $b = 3.365(1)$ Å, $c = 8.060(3)$ Å at 293 K and $a = 3.7946(3)$ Å, $b = 3.3584(2)$ Å, $c = 8.057(1)$ Å at 10 K. It is interesting to note that the a axis is longer and the b and c axes are shorter at lower temperatures, which means that the already distorted $[\text{TiO}_4\text{Cl}_2]$ octahedra are slightly less compressed at 10 K. The crystals have been further characterized by measurements of the static magnetic susceptibility $\chi(T)$ in a Faraday balance in a field of 1 Tesla in the temperature range 10–550 K (Fig. 2a). Within the experimental accuracy $\chi(T)$ is isotropic and shows a behavior similar to that reported in Ref. 9. In the high temperature region the susceptibility exhibits a broad maximum at ~ 420 K characteristic of a low-dimensional antiferromagnetism. Below 100 K $\chi(T)$ rapidly decreases and reaches a minimum value at ~ 60 K. At still lower T a Curie-like upturn is observed, which can be attributed to paramagnetic defects.

ESR has been measured using a Bruker spectrometer at X-band frequency 9.48 GHz and at temperatures between 2 and 300 K. A single resonance line of a Lorentzian shape has been observed. The integrated intensity of the ESR signal I is proportional to the susceptibility of the resonating spins¹⁴. A comparison of I of TiOCl with the intensity of a standard reference sample¹⁵ gives evidence that within the experimental uncertainty practically all spins contributing to the static susceptibility participate in ESR. The T -dependence of the integrated intensity $I(T)$ normalized at 293 K is shown in the inset of Fig. 2a and compared with that of $\chi(T)$. Here a constant back-

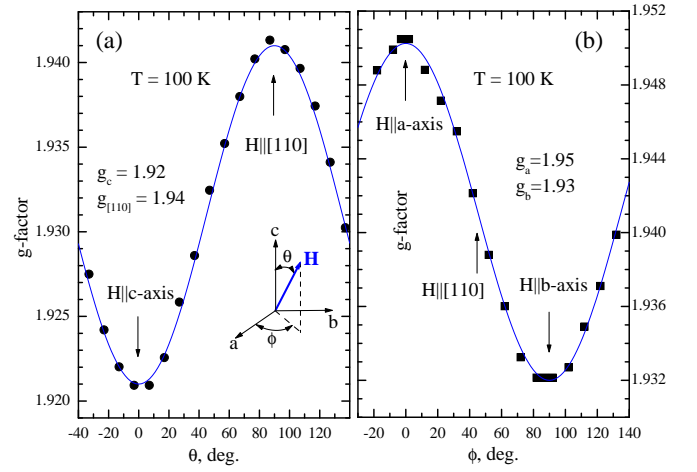


FIG. 3: Angular dependence of the g factor at $T = 100$ K: (a) (1-10) plane; (b) (001) plane.

ground $\chi_0 = 2.66 \cdot 10^{-4}$ emu/mole has been subtracted from the static $\chi(T)$ data¹⁶. $I(T)$ follows closely the T -dependence of χ . In particular, it drops sharply almost to zero at $T_c = 67$ K signalling the transition to a non-magnetic state. In addition a small kink can be seen at 90–95 K, which is ascribed in Ref. 11 to the onset of the structural instability. A small signal arising at $T < T_c$ is obviously due to a few % of paramagnetic impurities present in the samples (e.g. Ti^{3+} in structural defects). The bulk signal observed above T_c is anisotropic and exhibits a strong temperature dependence of the linewidth ΔH and the g factor (Fig. 2b and c).

First we discuss the symmetry of the g tensor. A representative example of the dependence of g on the direction of the external magnetic field H is shown in Fig. 3. One notices that the c axis is a symmetry axis of the g tensor, where g reaches its minimum value (Fig. 3a). The g factor in the ab plane is larger and also anisotropic, as expected in the orthorhombic symmetry (Fig. 3b). Remarkably, the c axis is a symmetry axis for the d_{xy} orbital (Fig. 1b). The other two t_{2g} orbitals, d_{yz} and d_{xz} , both make an angle of $\sim 45^\circ$ with the c axis and the ab plane. The symmetry of the g tensor gives therefore evidence that in the d^1 -electron configuration of Ti^{3+} the d_{xy} orbital state is predominantly occupied¹⁷. This finding is corroborated with the results of the angular overlap model (AOM). AOM has been a tool to rationalize spectroscopic and magnetic properties of TM and rare-earth metal ions in various ligand fields which provides a mathematical approach to calculating relative energies of molecular orbitals of a TM complex from the overlap of the central-atom orbitals with the ligand orbitals¹⁸. We calculated the g values for TiOCl using the program package CAMMAG¹⁹. The atomic parameters and cell dimensions (setting for the internal reference coordinate system) have been taken from Ref. 13 for one $[\text{TiO}_4\text{Cl}_2]$ complex containing Ti^{3+} . The following restrictions have been used for the σ - and π -bonding parameters:

TABLE I: Observed and calculated g tensor at $T = 293$ K. (A - isotropic, B - anisotropic π interactions).

	experiment	Model A	Model B
g_a	2.01	1.946	1.976
g_b	1.96	1.935	1.959
g_c	1.91	1.926	1.911

TABLE II: AOM parameters for $[\text{TiO}_4\text{Cl}_2]$ complex and relative energies of the d orbital states.

ζ	125 cm^{-1}		
B	700 cm^{-1}		
C	2800 cm^{-1}		
e_σ	9500 cm^{-1} for $d(\text{Ti-O}) = 1.95 \text{ \AA}$		
$e_{\pi,y}$	2400 cm^{-1}	d_{z^2}	20769 cm^{-1}
e_σ	4900 cm^{-1} for $d(\text{Ti-O}) = 2.25 \text{ \AA}$	$d_{x^2-y^2}$	14891 cm^{-1}
$e_{\pi,x}$	1200 cm^{-1}	d_{yz}	5900 cm^{-1}
e_σ	5700 cm^{-1} for $d(\text{Ti-O}) = 2.37 \text{ \AA}$	d_{xz}	2456 cm^{-1}
$e_{\pi,x}$	900 cm^{-1}	d_{xy}	0 cm^{-1}
k_x	0.6		
k_y, k_z	0.9		

$e_\sigma \sim r^{-x}$ ($4 < x < 6$, e.g. $x = 4.54$) with r representing the interatomic distance, $d(\text{Ti-O})$, and $e_\pi = 0.25e_\sigma$ (see also Ref. 20) to derive consistent bonding parameters as a function of the interatomic distances present in $[\text{TiO}_4\text{Cl}_2]$. The starting values of e_σ and e_π for O^{2-} and Cl^- have been taken from Ref. 21. The best fit of the g tensor with experimental data (Table I) is obtained with the bonding parameters listed in Table II. Even if one neglects a plausible anisotropy of the π interactions (Model A) the AOM predicts correctly a minimum value of the g factor along the c axis and larger values in the ab plane ($g_c < g_b < g_a$). The agreement becomes even quantitative if one accounts for the anisotropy of the π bonding, which is quite reasonable owing to the fact the ligands are all bridging, e.g. $[\text{TiO}_{4/4}\text{Cl}_{2/2}]$ (Model B). Furthermore, the orbital reduction factors (k_x , k_y and k_z) have been chosen anisotropic, since the short Ti-O bond in $[100]$ (a axis) should be more covalent than the longer bonds in the plane (100) (bc plane), which are of ionic character. The AOM calculations clearly identify the d_{xy} orbital as the ground state orbital (Table II) in very good agreement with the ESR result. Notably, the degeneracy of the two other orbitals of the t_{2g} set, d_{yz} and d_{xz} , is removed owing to the anisotropic bonding in the Ti-complex.

The above discussion of the symmetry of the g tensor strongly supports the scenario proposed in Ref. 9 on the basis of the LDA+U calculations. The occupation of the

d_{xy} states favors the occurrence of antiferromagnetic spin chains along the b axis owing e.g. to the direct overlap of the d_{xy} orbitals (Fig. 1). The neighboring chains in the $[\text{TiO}_4\text{Cl}_2]_\infty^2$ bilayer are shifted in a staggered fashion by $a/2$ and $b/2$ along the a and b axes, respectively (Fig. 1a), so that the inter-chain exchange interaction is expected to be weak and frustrated. Thus almost perfectly isolated spin-1/2 chains can be realized. A dome-shaped T -dependence of χ with a maximum at ~ 420 K (Fig. 2a) indicates a relatively strong antiferromagnetic nearest neighbor exchange interaction $J \simeq 660$ K⁹. The spin chains undergo the transition to a spin-gap state at $T_c = 67$ K. However, NMR data¹¹ indicate that this is not a conventional spin-Peierls transition as observed e.g. in CuGeO_3 ¹⁰ because of a much larger spin gap Δ_{gap} as compared with T_c ($2\Delta_{\text{gap}}/k_B T_c \simeq 13$)²². Probably additional orbital degrees of freedom play an important role in TiOCl . Indeed, the components of the g tensor exhibit a strong temperature dependence (Fig. 2c), suggesting that the energy of the orbital states alters appreciably with T . This is a rather unusual feature; for example, in CuGeO_3 as well as in NaV_2O_5 which is another well-known low-D spin-gap TM oxide, the g values do not change with T ^{23,24}.

A considerable decrease of the g anisotropy at low temperatures signals a reduction of the distortion of the Ti complex, in agreement with our x-ray diffraction data. Such an appreciable coupling of the spin to the lattice should affect the T dependence of the ESR linewidth as well. In a concentrated paramagnet spin-spin interactions produce a finite width of the ESR signal owing to the anisotropic part of the superexchange $\mathcal{H}' = \sum S_i A S_j$ ¹⁴. This interaction yields a second moment of the line $M_2 \sim A \sim (\Delta g/g)^2 J$ ²⁵. Here Δg is the deviation of the g factor from the spin-only value $g = 2$, and J is the strength of the isotropic Heisenberg exchange $\mathcal{H} = J \sum S_i S_j$ which in the 3D case narrows the signal so that its width reduces to $\Delta H \sim M_2^2/J$ ^{26,27}. If the magnetic susceptibility $\chi(T)$ of the paramagnet deviates from the Curie law, M_2 may acquire a temperature dependence proportional to $\chi_{\text{Curie}}/\chi(T)$ ²⁹. Taking the upper limit value of $\Delta g/g \sim 0.05$ and $J = 660$ K we obtain ΔH of the order of 30 Oe. The much smaller value of this rough estimate as compared with the experimental data for $T > T_c$ (Fig. 2b) may be in part due to the fact that it neglects the peculiarities of the bonding geometry in the 1D spin chain which in certain cases may considerably boost ΔH ³⁰. More serious is the discrepancy of the T -dependence of the linewidth. Because $\chi_{\text{Curie}}/\chi(T)$ and the average value of Δg , both increase with lowering T , the width ΔH is expected to increase too. However, experimentally one finds the opposite behavior (Fig. 2b), suggesting that other mechanisms of spin relaxation e.g. via orbital and lattice degrees of freedom has to be considered³¹. The interplay between orbital and spin fluctuations in TiOCl has been proposed in the discussion of the NMR results¹¹. In particular, it is argued that the opening of the pseudo-

spin gap at $T^* \sim 135$ K is related to the suppression of the spin-Peierls transition caused by fluctuations of the orbital states. Remarkably, in the temperature interval $T_c < T < T^*$ the ESR linewidth levels off at a minimum value of $\sim 150\text{--}170$ Oe before dropping down at T_c . This implies that the spin fluctuations in this temperature regime are strongly suppressed as expected in the pseudo-gap regime. The spin dynamics recovers above T^* resulting in the increase of ΔH . An additional T -dependent contribution to ΔH could arise due to the spin-phonon coupling, which may be significant as suggested by the strong sensitivity of the g factor to the change of the lattice parameters.

In summary, we have studied electron spin resonance of Ti^{3+} ions in single crystals of the novel low-dimensional spin magnet TiOCl . The analysis of the g tensor justifies the scenario that in an apparently 2D structure uniform

spin $S=1/2$ chains are formed along the b direction. The bulk ESR signal vanishes at $T_c = 67$ K evidencing the opening of the spin gap. The temperature dependence of the g values and the linewidth suggests that orbital and lattice degrees of freedom may play a key role in the magnetic properties of TiOCl . In particular, strong spin and probably also orbital fluctuation effects above T_c may be responsible for a peculiar temperature dependence of the ESR parameters. Further experiments on a lightly hole doped TiOCl are highly desirable to elucidate the unusual interplay between spins, orbitals and lattice, in particular, with respect to the idea of unconventional superconductivity in a doped dimerized spin chain.

We acknowledge useful discussions with M. Grüninger. This work was supported by the Deutsche Forschungsgemeinschaft through SFB 608.

* Electronic address: kataev@ph2.uni-koeln.de

¹ J. Orenstein and A. J. Millis, *Science* **288**, 468 (2000).

² E. Dagotto, *Rep. Prog. Phys.* **62**, 1525 (1999).

³ S. Sachdev, *Science* **288**, 475 (2000).

⁴ Y. Tokura and N. Nagaosa, *ibid.*, p. 462.

⁵ B. Keimer *et al.*, *Phys. Rev. Lett.* **85**, 3946 (2000).

⁶ G. Khaliullin and S. Maekawa, *ibid.*, p. 3950.

⁷ M. Cwick *et al.*, unpublished, cond-mat/0302087.

⁸ R. Beynon and J. Wilson, *J. Phys.: Condens. Matter* **5**, 1983 (1993).

⁹ A. Seidel *et al.*, *Phys. Rev. B* **67**, 020405(R) (2003).

¹⁰ M. Hase, I. Terasaki, and K. Uchinokura, *Phys. Rev. Lett.* **70**, 3651 (1993).

¹¹ T. Imai and F. C. Chou, unpublished, cond-mat/0301425.

¹² A. Seidel and P. A. Lee, unpublished, cond-mat/0212199.

¹³ H. Schaefer, F. Wartenpfehl, and E. Weise, *Z. Anorg. Allg. Chem.* **295**, 268 (1958).

¹⁴ A. Abragam, and B. Bleaney, *Electron Paramagnetic Resonance of Transition Ions* (Clarendon, Oxford, 1970).

¹⁵ As a reference material we use a certified single crystal $\text{Al}_2\text{O}_3 + 0.03\% \text{Cr}^{3+}$. *Nat. Bur. Stand. (U.S.), Spec. Publ.* 260-59 (Washington, 1978).

¹⁶ We assume that χ_0 is the sum of the diamagnetic susceptibility of TiOCl and the Van-Vleck susceptibility of Ti^{3+} .

¹⁷ In our qualitative discussion we neglect possible partial mixing of the orbital states which may occur due to the distortion of the octahedron. Note that in the LDA+U calculation⁹ the occupied one-dimensional band bears predominantly d_{xy} character.

¹⁸ C. K. Jørgensen, R. Pappalardo, and H.-H. Schmidtke, *J. Chem. Phys.*, **39**, 1422 (1963).

¹⁹ D. A. Cruse *et al.*, *CAMMAG, a Fortran Program*, (Cambridge, 1980).

²⁰ S. Minomura and H.G. Drickamer, *J. Chem. Phys.*, **35**, 903 (1961); D.W. Smith, *ibid.*, **50**, 2784 (1969); M. Berrejo and L. Pueyo, *ibid.*, **78**, 854 (1983).

²¹ R. Glaum and M. A. Hitchman, *Aust. J. Chem.*, **49**, 1221 (1996); B. N. Figgis and M. A. Hitchman, *Ligand Field Theory and its Applications* (Wiley-VCH, 2000).

²² NMR identifies two inequivalent Ti sites in the spin-gap state¹¹ suggesting that the static lattice distortion takes place at least on the local scale. However, our x-ray data do not reveal superstructure below T_c . Seidel *et al.*⁹ argue that the lattice distortion associated with the dimerization of the chain along the b axis is frustrated from one chain to the next. Further low- T structural studies are obviously necessary to address this problem.

²³ I. Yamada, M. Nishi, and J. Akimitsu, *J. Phys.: Condens. Matter*, **8**, 2625 (1996).

²⁴ M. Lohmann *et al.*, *Solid State Comm.*, **104**, 649 (1997); M. Lohmann *et al.*, *Phys. Rev. Lett.*, **85**, 1742 (2000).

²⁵ T. Moriya, *Phys. Rev.* **120**, 91 (1960).

²⁶ R. Kubo and K. Tomita, *J. Phys. Soc. Jpn.* **9**, 888 (1954).

²⁷ The Lorentzian shape of the observed signal justifies that on the ESR frequency scale the spin dynamics is essentially three-dimensional, i.e. the rate of the out-of-chain diffusion of spin correlations is faster than the timescale of the measurement. Otherwise substantial deviations from the Lorentzian lineshape are expected²⁸. Thus the exchange narrowing theory of Ref. 26 is applicable to TiOCl .

²⁸ R. E. Dietz *et al.*, *Phys. Rev. Lett.*, **26** 1186 (1971); M. J. Hennessy, C. D. McElwee, and P. M. Richards, *Phys. Rev. B* **7**, 930 (1973).

²⁹ D. L. Huber *et al.*, *Phys. Rev. B* **60**, 12155 (1999).

³⁰ V. Kataev *et al.*, *Phys. Rev. Lett.* **86**, 2882 (2001); H.-A. Krug von Nidda *et al.* *Phys. Rev. B* **65**, 134445, (2002).

³¹ In Ref. 23 and 24 the almost linear dependence of ΔH on T in CuGeO_3 and $\text{Na}_2\text{V}_2\text{O}_5$ has been ascribed to the antisymmetric Dzyaloshinsky-Moriya (DM) interaction. However, in TiOCl the DM exchange should be zero owing to the presence of the inversion center between the nearest neighbor Ti ions.

* Electronic address: kataev@ph2.uni-koeln.de