

# High Magnetic Field Phase Diagram of $\text{PrOs}_4\text{Sb}_{12}$

C.R. Rotundu, H. Tsujii, Y. Takano, and B. Andraka\*  
*Department of Physics, University of Florida*  
*P.O. Box 118440, Gainesville, Florida 32611-8440, USA*

H. Sugawara, Y. Aoki, and H. Sato  
*Graduate School of Science, Tokyo Metropolitan University*  
*Minami-Ohsawa 1-1, Hachioji, Tokyo 192-0397, Japan*  
(Dated: May 22, 2019)

The magnetic phase diagram of  $\text{PrOs}_4\text{Sb}_{12}$  has been investigated by specific heat measurements between 8 and 32 T. A new type of anomaly has been found above 13 T, which is identified as a Schottky maximum due to excitations between two singlets. The data corresponding to fields lower than 13.5 T show a transition to a field-induced ordered phase (FIOP). The specific heat signature of this phase transition disappears above 13 T, suggesting a strong competition between FIOP and the Schottky peak. The H-T phase diagram implies a crossing of the lowest crystalline electric field (CEF) levels at about 9-10 T, i.e., in a field for which the temperature corresponding to the FIOP transition becomes maximum. These results provide arguments for the  $\Gamma_1$  singlet being the CEF ground state and the level crossing involving lowest CEF levels as a driving mechanism of FIOP.

PACS numbers: 71.27.+a, 74.70.Tx, 75.40.Cx

A recent discovery of superconductivity[1] in the  $\text{PrOs}_4\text{Sb}_{12}$  may have an important impact on heavy-fermion research for a number of reasons. Firstly, a large discontinuity in the specific heat at the superconducting transition temperature  $T_c$  unambiguously establishes that Pr-based materials can support heavy fermion (hf) states. Secondly, proposed crystalline electric field (CEF) schemes suggest non-magnetic ground states and exclude a conventional Kondo effect, believed to be the source of hf behavior in Ce- and U-based metals. The only other serious microscopic mechanism considered as the origin of the hf behavior is a controversial quadrupolar Kondo effect. [2] Finally, two superconducting transitions observed[3] in this compound imply an anisotropic order parameter. Therefore,  $\text{PrOs}_4\text{Sb}_{12}$  is a candidate for a novel mechanism of superconducting pairing that is due to neither phonons nor magnetic interactions.

Correct interpretations of these new exciting phenomena hinge, to a large degree, on the proper accounting for the CEF configuration of Pr. The consensus is that the non-magnetic (non-Kramers)  $\Gamma_3$  doublet is the ground state, and  $\Gamma_5$  is the first excited triplet. However, available experimental data do not completely rule out the possibility of the  $\Gamma_1$  singlet as the ground state. Among the strongest arguments for both configurations were those provided by specific heat in zero and small magnetic fields. In particular, the zero field Schottky-like anomaly at 3.1 K can be related to the  $\Gamma_3$  -  $\Gamma_5$  model, assuming these two levels are split by 7.5 K, or  $\Gamma_1$  -  $\Gamma_5$  model with the splitting of 8.4 K. Inelastic neutron scattering measurements[4] yield the lowest-energy peak at 8 K, a value just in between these two theoretical energy

gaps. Entropy changes in small fields and as a function of temperature were also used to argue for either of the models[1, 3, 4, 5]. The difficulty with interpreting these low temperature, low field results is related to strong interactions of 4f and conduction electrons. An importance of these interactions is evident from the large electronic specific heat coefficient, derived from the size of the discontinuity in the specific heat ( $C$ ) at  $T_c$ . Therefore, we have performed specific heat measurements in high magnetic fields, in which a coupling between conduction and f electrons is expected to be suppressed, to get clearer information on the CEF configuration of Pr in  $\text{PrOs}_4\text{Sb}_{12}$ .

The crystal used in our investigation was from the same batch of samples for which host of other measurements were performed and reported.[5, 6] A relatively large residual resistivity ratio and clearly observable de Haas van Alphen oscillations [6] bear witness to the quality of these crystals. The specific heat measurements to 14 T were performed in a superconducting magnet. The measurements above 14 T were carried out in a Bitter magnet in the National High Magnetic Field Laboratory. The calorimetry employed the relaxation method, in which a small sample of about 1.5 mg was used to optimize measuring conditions. Figs. 1-3 show specific heat in fields ranging from 10 to 32 T. The field was applied along the nominal (100) direction. The uncertainty in the sample alignment is about 10 deg. All the data presented are after subtracting the phonon background approximated by a Debye temperature ( $\Theta_D$ ) of 165 K (after Vollmer et al. [3]). Note that this value of  $\Theta_D$  is quite controversial. In fact, Bauer et al. [1], Aoki et al. [5], Maple et al. [4] suggested  $\Theta_D$  to be 304, 320, and 259 K, respectively. Changing  $\Theta_D$  to 320 K does not alter the main conclusions of our study, but has some quantitative impact on the results, as discussed further. A relatively high

---

\*Electronic address: andraka@phys.ufl.edu

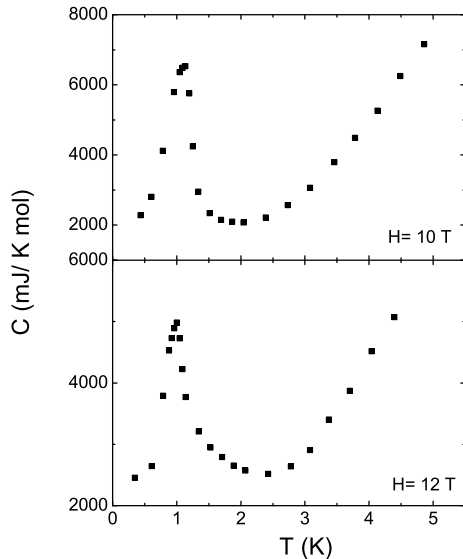


FIG. 1: Specific heat of  $\text{PrOs}_4\text{Sb}_{12}$  in 10 and 12 T in the vicinity of FIOP transition. Phonon contribution was subtracted assuming  $\Theta_D = 165$  K.

low temperature limit was chosen to avoid complications associated with a nuclear contribution of Pr. This nuclear contribution is strongly enhanced by coupling with orbital moments of f-electrons.[7] The specific heat, at temperatures where the nuclear degrees of freedom dominate, is difficult to measure by a conventional relaxation method because of an additional time scale(s) entering the experiment, the nuclear spin-lattice relaxation time  $T_1$ . [8] Strongly non-exponential temperature decays observed at the lowest temperatures (e.g., below 0.5 K in the field of 10 T and below 1.5 K in the field of 32 T) indicate the importance of nuclear degrees of freedom and cannot be analyzed using the so called  $\tau_2$  correction. For this reason, these lowest temperature points carry large uncertainty and are not analyzed in detail.

Figure 1 shows the low temperature specific heat for 10 and 12 T. Pronounced peaks in the vicinity of 1 K correspond to a transition to a field induced ordered phase (FIOP), which was first observed by Aoki et al.[5] for fields larger than 4 T also applied along (100) direction. The highest field used in this latter study was 8 T. This long range order was subsequently confirmed by other investigations, including the specific heat of Vollmer et al.[3] and magnetization measurements of Tayama et al.[9] It has been proposed that the order parameter corresponding to FIOP is antiferro-quadrupolar type. This type of order is consistent with large anomalies in the specific heat and a very small value of the ordered (antiferromagnetic) moment. At 0.25 K, this moment is only about  $0.025 \mu_B$  according to a recent neutron diffraction study.[10] Combining our results with those obtained by

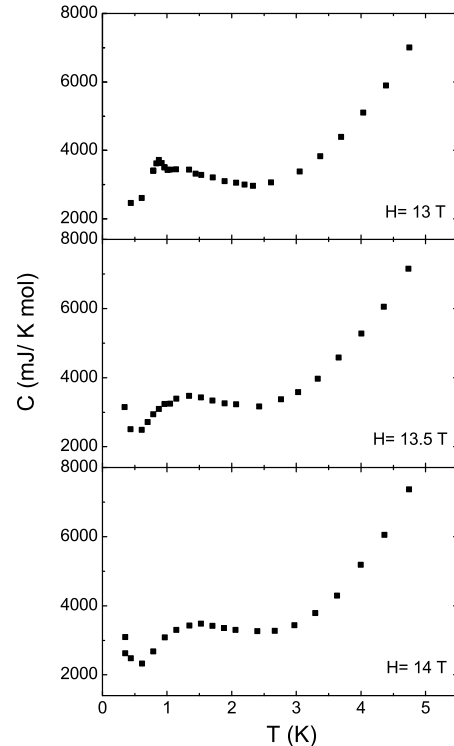


FIG. 2: Specific heat of  $\text{PrOs}_4\text{Sb}_{12}$  in 13, 13.5, and 14 T, after phonon subtraction. Notice the appearance of a shoulder at about 1.2-1.3 K at 13 T and the disappearance of the FIOP transition at 13.5 T. The low temperature tails are due to nuclear contribution of Pr.

Aoki et al. [5] and Vollmer et al. [3] shows that the transition temperature ( $T_n$ ) identified as a position of the peak in the specific heat ( $C$ ) reaches a maximum value somewhere near 9 T. Similarly,  $C(T_n)$  has a non-monotonic field dependence, attaining the highest value between 8 and 10 T. Notice a large reduction of  $C(T_n)$  and small but clearly discernible decrease of  $T_n$  between 10 and 12 T. It is interesting to note a relatively large discrepancy for  $C$  at  $T_n$  between all three reports for overlapping fields. This discrepancy is either due to strong sample dependence or due to an anisotropic response of  $C$  to magnetic fields near  $T_n$  and some misalignment of the field with respect to the (100) direction. Both of these possibilities should be further studied. An increase of the field from 12 to 13 T (Fig. 2) results in some (small) reduction of  $T_n$  and very large suppression of  $C(T_n)$ . Moreover, a shoulder appears on the high temperature side of the FIOP anomaly. The specific heat value at this shoulder is about 3400 mJ/K mol. This shoulder evolves into a broad maximum for a slightly higher field of 13.5 T. Again, the magnitude of  $C$  corresponding to the maximum is between 3400 and 3500 mJ/K mol. In this field we no longer detect a signature corresponding to FIOP.

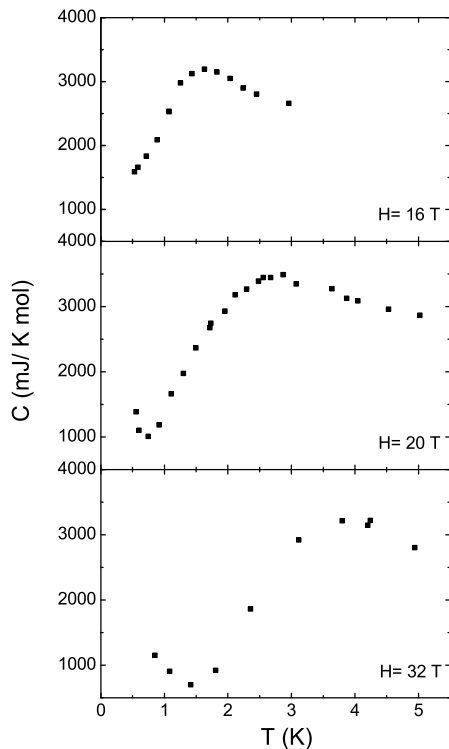


FIG. 3: Specific heat of  $\text{PrOs}_4\text{Sb}_{12}$  in 16, 20, and 32 T, after phonon subtraction.

Thus, our results strongly imply a disappearance of FIOP before  $T_n$  reaches 0. A similarly broad peak, although at a slightly higher temperature, shows up at 14 T (Fig. 2). This broad anomaly can also be seen for all higher fields studied, including 32 T, at a temperature that increases with the field strength (Fig. 3).

The magnitude of the maximum, in fields of 13 T and larger, is essentially field independent and between 3400 to 3500 mJ/K mol. These values are within 10% of the maximum value for a Schottky anomaly corresponding to a two level system with identical degeneracies. [11] The uncertainty of our specific heat measurements in these fields (and at temperatures where nuclear contribution is small) is about 10%. In addition, there is the aforementioned uncertainty associated with a subtraction of the phonon term. Increasing the Debye temperature from 165 K used in our subtraction to the other extremal value proposed, 320 K, raises the estimate of the electronic part of  $C$  by about 290 mJ/K mol at 3.5 K. Thus, the extracted values at the maximum are well within the realistic error bar of the theoretical 3650 mJ/K mol. Since the 32 T field is large enough to significantly split any degenerate levels, the observed Schottky anomaly has to represent excitations between two singlets. The temperature of the maximum  $T_m$  is related to the energy separation of the two levels  $\delta$ ,  $T_m = 0.417\delta$ . An extrapolation of  $T_m$  to  $T = 0$  (Fig. 4) determines the field corresponding to the crossing of the two levels. Our best estimate of this crossing field is between 9 and 10 T.

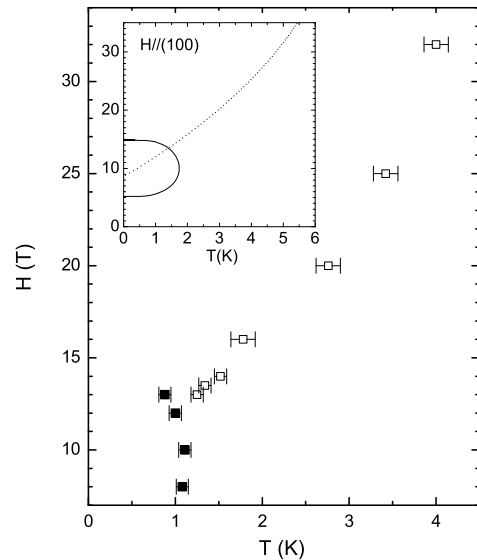


FIG. 4: Magnetic field phase diagram of  $\text{PrOs}_4\text{Sb}_{12}$ . Filled squares represent FIOP transition. Open squares correspond to the Schottky anomaly. The inset shows a model calculation of the  $H$  versus  $T$  phase diagram assuming the singlet as the ground state. The solid line represents the FIOP boundary; the dashed line corresponds to a maximum in  $C$  ( $T_m = 0.417\delta$ ;  $\delta$  is the energy separation between the lowest CEF levels.) The model hamiltonian and CEF parameters are identical to those of ref. 10.

These results can be used to infer new information pertaining to a plausible crystal field configuration of Pr. Calculations of the Zeeman splitting of the crystalline electric field levels of Pr, for the correct  $T_h$  symmetry [12], were performed by Aoki and collaborators [13]. The results for the  $\Gamma_1 - \Gamma_5$  model are presented as a dashed line in the inset to Fig. 4. The CEF parameters used were identical to those in ref. [10]. These calculations predict the level crossing at about 9 T, thus in satisfactory agreement with our extrapolated value. Also, the predicted field dependence of  $T_m$  is in a rather good agreement with our experimental results. Some overestimation of  $T_m$ , particularly for the field of 32 T, can be related to the uncertainty in the CEF parameters and possible overestimation of the phonon contribution as already discussed. A further refinement of CEF parameters, by including results of the current study, and better determination of  $\Theta_D$  might lead to even closer agreement between the model and experimental  $T_m$ .

The inset shows also a model calculation of the ordering temperature  $T_n$  assuming the  $\Gamma_1 - \Gamma_5$  CEF configuration (refs. [10, 13]). Again, this simple model quite

nicely reproduces the observed behavior of  $T_n$  in magnetic fields. In this case, some overestimation of  $T_n$  can be attributed to the mean-field nature of the calculations.

There seems to be a competition between the field-induced order and Schottky anomaly. The FIOP transition in the specific heat abruptly disappears before  $T_n$  reaches zero. Precise magnetization[9] and de Haas van Alphen measurements[6], on the other hand, were able to map  $T_n$  as a function of magnetic field all the way to  $T_n \approx 0$ . This apparent contradiction can be explained by very small entropy available for the FIOP transition above 13 T. Specific heat, being a bulk measurement, can be less sensitive than magnetization techniques in this situation. A strong competition is to be expected in the  $\Gamma_1 - \Gamma_5$  scenario. The ground state pseudo-doublet formed at the level crossing carries both magnetic and quadrupolar moments. Since a quadrupolar moment operator does not commute with a dipolar one, the quadrupolar interactions leading to FIOP compete with the magnetic Zeeman effect.

Finally, we would like to emphasize the fact that the magnitude of the Schottky peak is essentially constant in a wide range of fields. This suggests that the hybridization between the f and conduction electrons, or the mass enhancement originating from nonmagnetic (quadrupo-

lar) interactions, is significantly suppressed in the high field region. This observation is consistent with the rearrangement of the CEF levels at 9 T. The ground state in fields greater than 13 T differs from that for fields smaller than 4 T. Furthermore, the near constancy of the Schottky maximum is consistent with a very weak dependence of the cyclotron mass[14] and very large discrepancy between the effective mass measured by the zero field specific heat and dHvA and the cyclotron mass determined in high fields.(ref. [6])

Summarizing, we find an evidence for the level crossing occurring around 9-10 T. This field value is very close to the field at which both  $T_n$  and  $C(T_n)$  become maximum, suggesting that the crossing of the lowest CEF levels is the driving mechanism of FIOP. In fields above 10 T there is a strong competition between FIOP and the Schottky peak.

Thus, our high field specific heat results provide compelling arguments for the  $\Gamma_1$  singlet being the CEF ground state of Pr in this system.

This work has been supported by the U.S. Department of Energy, Grant No. DE-FG02-99ER45748 and the National High Magnetic Field Laboratory. We thank G.R. Stewart, P. Kumar, and K. Ingersent for stimulating discussions.

- 
- [1] E. D. Bauer et al. Phys. Rev. B **65**, 100506(R) (2002).
  - [2] D. Cox, Phys. Rev. Lett. **59**, 1240 (1987).
  - [3] R. Vollmer et al. Phys. Rev. Lett. **90**, 057001 (2003).
  - [4] M. B. Maple et al. J. Phys. Soc. Jpn. **71**, Suppl. 23 (2002).
  - [5] Y. Aoki et al. J. Phys. Soc. Jpn. **71**, 2098 (2002).
  - [6] H. Sugawara et al. Phys. Rev. B. **66**, 220504 (R) (2002).
  - [7] J. Kondo, J. Phys. Soc. Jpn. **16**, 1690, (1961); B. Bleaney, J. Appl. Phys. **34**, 1024 (1963).
  - [8] B. Andraka and Y. Takano, Rev. Sci. Instr. **67** (1996).
  - [9] T. Tayama et al. J. Phys. Soc. Jpn. in press.
  - [10] M. Kohgi et al. J. Phys. Soc. Jpn. in press.
  - [11] E. S. R. Gopal, Specific Heat at Low Temperatures, Plenum Press, New York (1966).
  - [12] K. Takegahara et al. J. Phys. Soc. Jpn. **70**, 1190 (2001).
  - [13] Y. Aoki et al. to be published.
  - [14] H. Sugawara et al. unpublished.