

# Local excitations in mean field spin glasses

F. Krzakala<sup>1</sup> and G. Parisi<sup>2</sup>

*Dipartimento di Fisica<sup>1,2</sup>, INFN<sup>1,2</sup>, SMC<sup>1,2</sup>, and INFN<sup>2</sup>  
Università di Roma La Sapienza P. A. Moro 2, 00185 Roma, Italy*

(Dated: December 18, 2019)

We address the question of geometrical as well as energetic properties of local excitations in mean field Ising spin glasses. We study analytically the Random Energy Model and numerically a dilute mean field model, first on tree-like graphs, equivalent to a replica symmetric computation, and then directly on finite connectivity random lattices. In the first model, characterized by a discontinuous replica symmetry breaking, we found that the energy of finite volume excitation is infinite whereas in the dilute mean field model, described by a continuous replica symmetry breaking, it slowly decreases with sizes and saturates at a finite value, in contrast with what would be naively expected. The geometrical properties of these excitations are similar to those of lattice animals or branched polymers. We discuss the meaning of these results in term of replica symmetry breaking and also possible relevance in finite dimensional systems.

PACS numbers: 75.10.Nr, 05.50.+q, 75.40.Mg

Spin glasses [1], disordered magnets displaying many out of equilibrium phenomena such as aging, memory and rejuvenation are, on the theoretical level, now believed to be well described on fully connected and finite connectivity random graphs by the so called replica symmetry breaking (RSB) picture [2], sometimes referred to as the mean field scenario, in which the free energy landscape is divided into many valleys with  $O(1)$  differences.

For finite dimensional spin glasses, most particularly for the Edwards-Anderson [3] (EA) model, the issue still remains controversial. A nice scaling/renormalization group picture called the droplet model [4], based on real space properties, gives many nice and useful results but it is still not clear if this picture describes well all properties of EA model. It starts with the very assumption that there is only one state, or ground state at  $T = 0$ , up to a global spin flip and that the probability of finding a cluster of spins of energy  $O(1)$ , an excitation called a droplet, decreases with its typical size  $\ell$  like  $\ell^{-\theta}$ . A positive  $\theta$  is then needed to have a finite  $T_c$ . Compactness and size independence (the fact that droplet of size  $2\ell$  is independent of droplet of size  $\ell$ ) are assumed. There are many definitions of  $\theta$  in the literature, corresponding to different types of clusters, and it will be of some use to consider three types of excitations:  $\theta_g$  (g for *global*) describes the energy of low lying system-size (with  $O(N)$  spins,  $N$  being the size of the system) excitations [5],  $\theta_l$  (l for *local*) describes energy of the finite volume minimal energy clusters (MEC) of  $n$  spins given that a particular spin  $i$  belong to it [6], and  $\theta$ , the original droplet exponent, describes the energy of droplets, i.e. MEC with the constraint of being compact and size independent. This latest exponent is usually computed by domain-walls studies [7] though it is not straightforward that  $\theta = \theta_{DW}$ . A natural realization of the droplet picture arises in spin glasses on hierarchical lattices, or in the Migdal-Kadanoff renormalization group (MKRG), for which minimal energy excitations of any size are compact and size independent. One can compute analytically en-

ergetic properties and show that  $\theta_{DW} = \theta = \theta_l = \theta_g$  [8] i.e. that domain-walls, droplets, MEC, and low energy system-size excitations have the same energetic (a typical energy growing like  $\ell^\theta$ ) and geometrical (they are compact with a fractal surface dimension  $d_s = d - 1$ ) properties.

In mean field however, there are several macroscopically different states so that it must be possible to find at least system-size (involving a finite fraction of the system) excitations of  $O(1)$  energy with a *finite* probability. In our notation, this many valley picture thus implies  $\theta_g = 0$ . It has also been suggested that these system size objects exist in the EA model; they are called sponges in this context due to their topological properties and according to mean field predictions [5] they have  $O(1)$  energy and a fractal surface dimension  $d_s$  equal to the space dimension  $d$ . For finite volume excitations, i.e. for the very equivalent of droplets and MEC of  $n$  spins (or of typical size  $\ell$ ), the situation is unfortunately still rather unclear. It was first suggested that, in mean field models, these MEC should be like droplets, i.e. they should have an energy growing with their size [5] and the probability to find one with energy  $O(1)$  should decrease like  $\ell^{-\theta_l}$  (with  $\theta_l = \theta > 0$ ) so that only system-size excitations have low energies ( $\theta_g = 0$ ) and non trivial properties. The *a-priori* reason for such a belief comes the Bethe-Peierls argument stating that if, locally,  $\theta \leq 0$  then there is *no* spin glass phase. We will show that an ideal realization of such a scenario arises in Derrida's Random Energy Model (REM) [9] in which  $\theta_g = 0$  and  $\theta_l = \theta = \infty$ . The difference between mean field and scaling pictures would then lie on the value of  $\theta_g$ .

It has been noticed [6] quite recently, however, that the energy of MEC could be different from droplet's and may decrease with size without jeopardizing the spin glass phase at finite  $T$  provided that they are not size independent, i.e. that excitations of size  $2\ell$  are not independent of excitations of size  $\ell$ . Hence the value of  $\theta_l$  (which does not assume independence) might be different from  $\theta$

and can *a-priori* even be negative; this remains an open question. The relevance of mean field results in finite dimensional systems is still very controversial but in order to understand what mean field has to say, we should understand what properties of local excitations in these models really are. Moreover it is also useful, for the very understanding of the mean field spin glass phase and of the continuous RSB phenomenon which has been proved to be useful in the last years, to know these properties and to construct a sort of droplet picture for these systems. Finally, due to a proliferation of definitions of  $\theta$ s and numerical studies of their values, it is also useful to fix notation and to understand links between them. It is the aim of this letter to fill these gaps.

We have studied two mean field Ising models: (1) the REM where we find  $\theta_g = 0$  and  $\theta = \theta_l = \infty$ , a perfect realization of the former scenario, and (2) the finite connectivity Ising spin glass with Gaussian couplings in two different cases: (a) on a Cayley tree with fixed random boundary conditions, a system equivalent to a replica symmetric (RS) approximation where finding ground states and MEC is easy, and (b) on random graphs (or Bethe lattice, see [10] for a precise definition), the well defined but harder to study, mean field model. In the REM we use simple analytical arguments whereas in finite connectivity models we find ground states numerically, then pick a spin at random and look for the cluster of  $n$  spins containing the previous one which minimizes the energy (the MEC); that gives a  $E(n)$  that we average over many instances. Our main result is that the MEC energy *decreases* with their size and saturates to a finite value, giving  $\theta_l = \theta_g = 0$  and thus violate the Bethe-Peierls argument. We also find that the geometrical properties of these excitations are those of lattice animals, which gives some hints to the value of the upper critical dimension  $d_u$ . In conclusion, we comment on these results and their potential relevance in the EA model in the light of [6].

*The Random Energy Model* — At zero temperature the REM, as defined as the  $p \rightarrow \infty$  limit of  $p$ -spin models [9], is a fully connected model where all configurations have random energies taken from a Gaussian of mean 0 and variance  $N$ . It has a ground state of energy  $E_0 \propto -N\sqrt{\ln 2}$  with variance and energy excitations of size  $O(N)$  both of  $O(1)$ . According to our definition we thus have  $\theta_g = 0$ . Let us consider now finite volume excitations, the number of excited clusters of  $n$  spins that contains a particular spin  $i$  is  $O(N^n)$ ; a straightforward extremal computation [20] gives that the typical energy of such clusters is  $O(-\sqrt{nN \ln N})$  and a comparison with  $E_0$  then gives that energy difference is  $O(N)$ . We thus obtain  $\theta_l = \infty$  for finite volume excitations (i.e.  $n \ll N/\ln N$ ) and only system size (with  $n \gg N/\ln N$  spins) excitations have  $O(1)$  energies and  $\theta_g = 0$ . The REM is thus an exact realization of the scenario described in [5]. This has a simple interpretation in terms of one-step RSB in which the energy landscape is dominated by macroscopically different valleys but where, inside a

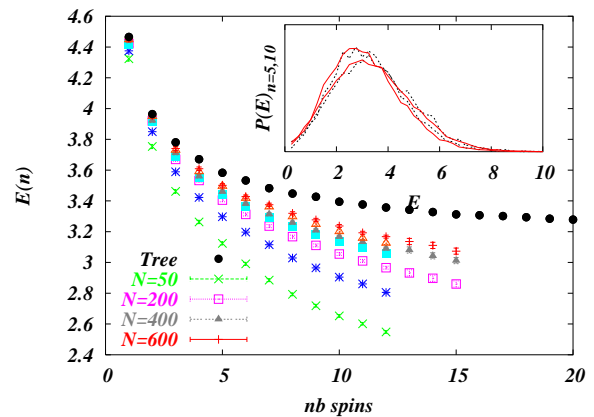


FIG. 1: Mean energy of a MEC of  $n$  spins in spin glasses on a tree and on random graphs of different sizes  $N$  for connectivity 3. Tree curve, corresponding to the RS approximation, is believed to be an upper bound. These curves clearly saturates at a finite value implying  $\theta_l = 0$ . The inset show the distribution of such energies for a MEC of 5 (right) and 10 (left) spins in the tree and in a random graph of size 600.

single valley, the energy increases while going away from the bottom. In the REM the valley is composed by only *one* configuration, this is why  $\theta_l = \infty$ , and a natural expectation is that, in more realistic models where there is clustering in the energy landscape,  $\theta_l$  should be positive but finite. However the REM is described by a so-called one step RSB ansatz and the situation might be different in models with full-step RSB that we shall now consider.

*The spin glass on a Cayley tree* — Before considering finite connectivity mean field spin glasses, let us first consider the problem on a tree with fixed boundary conditions. This system is known not to be a very good mean field spin glass and a computation on such lattices is actually equivalent to a RS approximation of the result on random graphs. However, since numerical computations are easier on this type of graph, we will obtain a quasi-thermodynamic (more than  $2^{20}$  spins) limit result, free from finite size  $N$  effects, that will turn out to be a useful upper limit to the real value of MEC energies.

A Cayley tree of connectivity  $k+1$  is built starting from a central site, and constructing a first shell of  $k+1$  neighbors. Each of these first shell spins are then connected to  $k$  new neighbors in a second shell etc.. until one reaches the  $L'$ th shell which is the boundary. Thus a finite fraction of spins are on the boundary, making it a very inhomogeneous system for which properties are dependent on boundary conditions; indeed even in an infinite system we can not forget them since they fix the degree of frustration. This system is known to exhibit a finite  $T$  spin glass transition. Finding ground states and excitations on such a tree is a polynomial problem. We are thus able to compute ground states up to very big sizes and average over many instances thus our results are accurate. We will focus on  $k=2$  (connectivity  $c=3$ ). The energy  $E(n)$  of the MEC of size  $n$  is found

clearly to *decrease* and to saturate at large values. A fit of our data gives, with good precision, that the mean energy  $E(n)$  is close to  $E(n) = A + Bn^{-2/3}$ ,  $A$  and  $B$  being positive constants. The exponent close to  $-0.66$  is interesting in itself as it has already been noticed to play an important role in ground state energy finite size corrections [8, 11]. When a large magnetic field  $B$  is applied, the energy increases with size; for smaller field ( $B \leq 0.6$ ,  $B_c$  being 0.48 in this model [12]) we could not see this effect and we obtain data similar to those at  $B = 0$ . On fig. 2 a finite size scaling of energy difference  $\Delta E(n) = E^B(n) - E^{B=0}(n)$  is plotted vs  $(B - B_c)\sqrt{n}$ , using  $B_c = 0.48$ . Data collapse is excellent [21].

Asymptotic energy of MEC seems finite in the RSB phase, thus  $\theta_l = 0$ . Since we know that there is a finite temperature phase transition we conclude that mean field spin glasses violate the Bethe-Peierls argument. Moreover, this shows very nicely that a system of size  $N+1$  differs from the one of size  $N$  because it flips these large system size clusters so its ground state changes completely from size to size (there are no *limiting ground states*). Fixing boundary conditions also prevents these system-size excitations from being thermally excited, which is why the problem is finally RS with a trivial  $P(q)$  and why, in order to have a well defined system, it is better to define a Bethe lattice with random graphs [10].

*Spin glass on a random graph* — Spin glasses on finite connectivity random graphs are supposed to be described by a continuous RSB ansatz; solving their ground states is exponentially hard and now we have to use a heuristic algorithm [13]. We then search MEC of size  $n$  by choosing a spin at random and making an exhaustive search of all clusters and finally choosing the best one. We can *a priori* expect  $E(n)$  to have a behavior similar to the RS one because usually it gives an upper bound, so  $E(n)$  should not increase. MEC energies are plotted on fig. 1 for connectivity 3 and confirm that RS results are upper bounds. Again, energy decreases and seems to saturate when  $n \rightarrow \infty$ . We also see a strong  $N$  dependence of  $E(n)$  that gets closer to the RS result when  $N$  increases. When we fit these curves, we obtain a finite asymptotic value that increases with  $N$  and an exponent going from  $-0.2$  than  $-0.4$ , compatible with a value  $-0.66$  at  $N = \infty$ . We have checked that all these results remain qualitatively the same when we change parameters like distribution of disorder (Gaussian or discrete  $\pm J$  realization) or the connectivity (we find the same kind of results for  $c = 4, 5$  or  $6$ , though numbers of spins ( $\approx 10$ ) considered were smaller). Again, if a magnetic field is applied, we are able to reproduce the finite size scaling, though with smaller value of  $B_c$ , probably due to finite  $N$  effects (fig. 2), the best  $B_c$  increasing with  $N$ . Thus, again,  $\theta_l = 0$  seems true in the whole spin glass phase.

These results strongly suggest a deep link between the continuous RSB and the presence of low energy excitations of all sizes: it seems to be *because* of the presence of such excitations that the replica symmetry *has* to be broken. To conclude, mean field spin glass goes against the

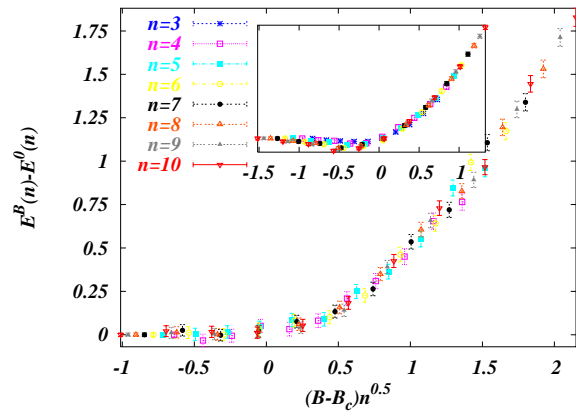


FIG. 2: Rescaled energy difference  $\Delta E(n) = E^B(n) - E^{B=0}(n)$  versus  $B$  on  $N = 400$  random graphs with  $B_c = 0.32$ ; In inset the same plot on Cayley trees with  $B_c = 0.48$ .

Bethe-Peierls argument and energy exponents of local as well as global excitations are  $\theta_l = \theta_g = 0$ .

*Geometrical properties of excitations* — For entropic reasons, we may expect these excitations to be in a lattice animal, or branched polymer, phase, as suggested by [6]. On a tree the gyration radius of such clusters is growing like  $\sqrt{n}$  [14]; it is however easier, for numerical reasons, to compute the average distance  $l(n)$  from the root of the cluster of  $n$  spins to the deepest point in the tree. In that case, since a lattice animal cluster of size  $n$  is more less composed by  $\sqrt{n}$  independent branches with typical size  $\sqrt{n}$  and a Bose-Einstein like distribution [15], a simple straightforward computation of extremes gives that  $l(n) \propto \sqrt{n} \ln n$  for lattice animals [22]. This scaling works perfectly well (see fig.3). Note also that lattice animals have a upper critical dimension  $d_u = 8$  which is also the dimension at which mean field spin glass theory breaks (amazingly the related branched polymer problem has  $d_u = 6$  in  $\theta$ -solvent, and  $d_u = 8$  in the generic case; these two dimensions are known to be also the two where something happens in spin glass field theories [16]), giving more credit to the link between these excitations and the presence of continuous RSB. To illustrate the size dependence,  $l(n)$  is also plotted for 3 particular instances, showing the correlation between  $l(n)$  at different  $n$ .

*Discussions* — We have studied properties of local excitations in mean field spin glasses. In the REM we found that energies of these excitations are infinite, so  $\theta_l = \infty$ . However we find something different on a Bethe lattice where the energy decreases and saturates. Though it might re-increase at very large values of  $n$ , this is unnatural in such graphs where typical size is unity and we do not see any sign of that; the natural interpretation is thus that  $\theta_l = 0$  and that there are clusters of all sizes with finite  $O(1)$  energy. The minimal scenario of real space excitations for spin glasses on a Bethe lattice should then include this branch of finite size clusters, different from the droplet one, in which MEC, defined without any size independence of compactness constraints, be-

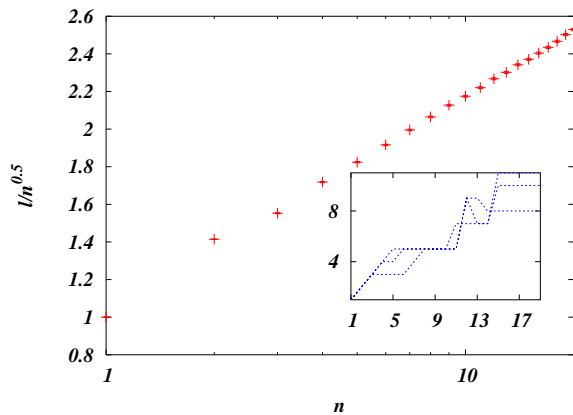


FIG. 3: The end to end distance scale like  $\sqrt{n} \ln n$  in the spin glass phase (this plot) as well as in the paramagnetic or the disordered ferromagnetic phase, suggesting that these clusters are in a lattice animals phase. In inset,  $l(n)$  for 3 different instances, showing strong correlations among sizes.

haves with  $\theta_l = 0$ . These  $O(1)$  energy excitations, when they are system-size, are then responsible for the non-trivial  $P(q)$ ; considering the problem on a tree and fixing boundary conditions then restricts to a RS result ( $\theta_g > 0$  but  $\theta_l = 0$ ). Finally, the geometrical properties of these excitations are those of lattice animals, which may justify why dimensions 6 and 8 play such an important role in spin glasses mean field theories. Confirming these re-

sults in other connectivities, for larger sizes and other RSB models, and investigating differences seen between one-step and continuous RSB, would be very useful.

There is finally the question of relevance in finite  $d$ ; in high (greater than 8) dimension we can expect this simple scenario to hold (there are for instance many ground states in some modified spin glass models in  $d > 8$  [17]) although the way MEC turn into sponges is actually not straightforward. On a random lattice it is not problematic but on an Euclidean lattice a MEC should start to see itself as it reaches a volume comparable to  $N$  and it is not obvious how properties are modified when it turns into a space spanning object. In lower dimension the situation is still matter of debate, and some effects below  $d = 8$  might induce deviations from mean field behavior, but it is worth noticing that (a) the usual *droplet* branch may be quite well described by the MKRG, as suggested by many results and equalities between *a-priori* unrelated exponents [8], (b) the *mean field* branch of excitations may also exist as argued in [6] who finds numerically some lattice-animals like MEC with  $\theta_l \leq 0$  in  $3d$  (they seem however to have larger energies when a magnetic field is applied) with a  $P_n(E)$  very similar to ours (see however [18]) and (c) there is also much numerical evidence for  $\theta_g \approx 0$  in  $3d$  [19].

*Acknowledgments* — We thank J-P. Bouchaud and O.C. Martin for discussions. This work was supported by the European Community's Human Potential Program under contract HPRN-CT-2002-00319 (STIPCO).

- 
- [1] *Spin Glasses and Random Fields*, edited by A. P. Young (World Scientific, Singapore, 1998).
  - [2] M. Mézard, G. Parisi, and M. A. Virasoro, *Spin-Glass Theory and Beyond* (World Scientific, Singapore, 1987).
  - [3] S. F. Edwards and P. W. Anderson, J. Phys. F **5**, 965 (1975).
  - [4] A. J. Bray and M. A. Moore, in *Heidelberg Colloquium on Glassy Dynamics*, Vol. 275 of *Lecture Notes in Physics*, edited by J. L. van Hemmen and I. Morgenstern (Springer, Berlin, 1986), pp. 121–153. D. S. Fisher and D. A. Huse, Phys. Rev. Lett. **56**, 1601 (1986).
  - [5] J. Houdayer and O. C. Martin, Europhys. Lett. **49**, 794 (2000). J. Houdayer, F. Krzakala, and O. C. Martin, Eur. Phys. J. B. **18**, 467 (2000).
  - [6] J. Lamarcq, J.-P. Bouchaud, O. C. Martin, and M. Mézard, Europhys. Lett. **58**, 321 (2002). J. Lamarcq, J.-P. Bouchaud, and O. C. Martin, cond-mat/0208100.
  - [7] W. L. McMillan, J. Phys. C **17**, 3179 (1984). T. Aspelmeier et al., Phys. Rev. Lett. **90**, 127202 (2003).
  - [8] J.-P. Bouchaud et al., cond-mat/0212070.
  - [9] B. Derrida, Phys. Rev. Lett. **45**, 79 (1980). D. Gross and M. Mézard, Nucl. Phys. B **240**, 431 (1984).
  - [10] M. Mézard and G. Parisi, Eur. Phys. J. B **20**, 217 (2001).
  - [11] G. Parisi, F. Ritort, and F. Slanina, J. Phys. A **26**, 247 (1993). S. Boettcher, cond-mat/0208196.
  - [12] A. Pagnani et al., cond-mat/0307250.
  - [13] J. Houdayer and O. C. Martin, Phys. Rev. E **64**, 056704 (2001) and Phys. Rev. Lett. **83**, 1030 (2001).
  - [14] P. de Gennes, Biopolymers **6**, 715 (1968). T. Lubensky and J. Isaacson, Phys. Rev. A **20**, 2130 (1979).
  - [15] M. Wyart and J. P. Bouchaud, cond-mat/0210479.
  - [16] D. S. Fisher and H. Sompolinsky, Phys. Rev. Lett. **54**, 1063 (1985). C. de Dominicis, I. Kondor, and T. Temesvari, in [1]. C. de Dominicis and T. Temesvari, Phys. Rev. Lett. **89**, 097204 (2002).
  - [17] C. M. Newman and D. L. Stein, Phys. Rev. Lett. **72**, 2286 (1994).
  - [18] A. K. Hartmann and A. P. Young, Phys. Rev. B **66**, 094419 (2002). A. K. Hartmann and M. A. Moore, Phys. Rev. Lett. **90**, 127201 (2003). L. Berthier and A. P. Young, cond-mat/0304576.
  - [19] F. Krzakala and O. C. Martin, Phys. Rev. Lett. **85**, 3013 (2000). M. Palassini and A. P. Young, Phys. Rev. Lett. **85**, 3017 (2000). E. Marinari and G. Parisi, Phys. Rev. Lett. **86**, 3887 (2000).
  - [20] The typical minimum of  $x$  random values taken from a Gaussian distribution of variance  $N$  is  $-\sqrt{N \ln x}$ . The ground state is thus  $E_0 \approx -N \sqrt{\ln 2}$  and the minimum of  $N^n$  values is  $E(n) \approx -\sqrt{N n \ln N}$ .
  - [21]  $\Delta E(n)$  is a bit negative when  $B < B_c$ ; this seems to be a pathology of the Cayley tree that vanishes at  $B > B_c$ .
  - [22] The length distribution behaves for largest length like  $e^{-l/\sqrt{n}}$ , the extremal value  $l_{max}$  of  $\sqrt{n}$  realizations is then given by  $\int_{l_{max}}^{\infty} e^{-l/\sqrt{n}} dl = 1/\sqrt{n}$  thus  $l_{max} \propto \sqrt{n} \ln n$ .