

Re-appearance of antiferromagnetic ordering with Zn and Ni substitution in $\text{La}_{2-x}\text{Sr}_x\text{CuO}_4$

T. Machi,¹ I. Kato,^{1,2} R. Hareyama,^{1,2} N. Watanabe,^{1,2} Y. Itoh,^{1,3} N. Koshizuka,¹ S. Arai,² M. Murakami,¹

¹*Superconductivity Research Laboratory, International Superconductivity Technology Center, 1-10-13 Shinonome, Koto-ku, Tokyo 135-0062, Japan,*

²*Meiji University, 1-1-1 Hogashi-mita, Tama-ku, Kawasaki-shi, Kanagawa 214-0033, Japan,*

³*Japan Society for the Promotion of Science, Tokyo, Japan*

(May 26, 2018)

The effects of nonmagnetic Zn and magnetic Ni substitution for Cu site on magnetism are studied by measurements of uniform magnetic susceptibility for lightly doped $\text{La}_{2-x}\text{Sr}_x\text{Cu}_{1-z}\text{M}_z\text{O}_4$ ($\text{M}=\text{Zn}$ or Ni) polycrystalline samples. For the parent $x=0$, Zn doping suppresses the Néel temperature T_N whereas Ni doping hardly changes T_N up to $z=0.3$. For the lightly doped samples with $T_N \sim 0$, the Ni doping recovers T_N . For the superconducting samples, the Ni doping induces the superconductivity-to-antiferromagnetic transition (or crossover). All the heavily Ni doped samples indicate a spin glass behavior at ~ 15 K.

74.72.Dn, 75.40.Cx, 75.30.Hx

Although nonmagnetic impurity Zn substitution effect has been extensively studied for high- T_c cuprate superconductors and the parent Mott insulators, magnetic impurity Ni substitution effect has not been extensively studied relatively. Particularly, to our knowledge, there are a few studies for Ni doping effect in semiconductor regime ([1–4]). In this paper, we report a systematic study of Ni substitution effect on the polycrystalline samples of $\text{La}_{2-x}\text{Sr}_x\text{Cu}_{1-z}\text{M}_z\text{O}_4$ in the parent antiferromagnet, the lightly doped insulators without long range order, and the relatively low- T_c superconductors, through measurement of uniform magnetic susceptibility χ . The polycrystalline samples were synthesized by a solid state reaction method. For comparison, we synthesized also $\text{La}_{2-x}\text{Sr}_x\text{Cu}_{1-z}\text{Zn}_z\text{O}_4$ [5]. Here, we emphasize an importance of careful annealing process at 650 °C for 48 hours under Ar gas atmosphere. The uniform magnetic susceptibility was measured by a SQUID magnetometer. The Néel temperature T_N is determined by the maximum behavior, or the onset temperature of hysteresis of the magnetic susceptibility between zero field cooling (ZFC) and field cooling (FC). The spin glass temperature T_{SG} is defined by the low temperature sharp peak in the further hysteresis [6]. For non-superconducting samples, a magnetic field of $100 \sim 1.0 \times 10^4$ Oe was applied, whereas for superconducting samples, a field of ~ 100 Oe was applied.

Figure 1 shows Ni doping effect on the T dependence of magnetic susceptibility. We found the followings:

- 1) Up to $z=0.3$ for pure La_2CuO_4 , Ni doping does not

destroy the Néel ordering. Such a robust T_N to Ni doping is in contrast to a fragile T_N to Zn doping [7,3]. In Fig. 2, for comparison, T_N versus Ni or Zn content z is shown.

- 2) With further Ni doping $z > 0.3$, the spin glass ordering appears at $T_{SG} \sim 15$ K, probably due to Ni spin freezing. Hereafter, we call this Ni freezing temperature.

- 3) The Néel ordering, which is suppressed down to $T_N < 4.2$ K by Sr doping $x=0.02$, recovers more rapidly and largely with Ni doping, than with Zn doping [5].

- 4) The superconductivity for Sr $x=0.06$ or 0.08 is easily suppressed by Ni doping. The Ni doping induces the superconductor-to-antiferromagnet transition (crossover) at $z=0.02 \sim 0.04$. Further Ni doping for $z > 0.3$ or > 0.2 induces the spin glass state with $T_{SG} \sim 15$ K.

- 5) The Ni freezing temperature with heavily Ni doping does not seem to depend on Sr doping level.

- 6) The Ni freezing temperature $T_{SG} \sim 15$ K is about two times larger than the Ni-free, spin glass temperature $T_g \sim 7$ K at Sr $x=0.04$ [6].

In Fig. 3, we summarize the magnetic phase diagram versus Ni content z at various Sr doping, which can be drawn from the preset study in Fig. 1. The magnetic impurity Ni doping yields rich phases through the order-to-disorder transition (or crossover) in antiferromagnetic correlation, the spin glass transition on Ni spin freezing, and the superconductor-to-insulator transition (or crossover). In conclusion, we demonstrate that Ni doping causes the above novel effects on the strongly correlated electron system $\text{La}_{2-x}\text{Sr}_x\text{CuO}_4$.

This work was supported by NEDO.

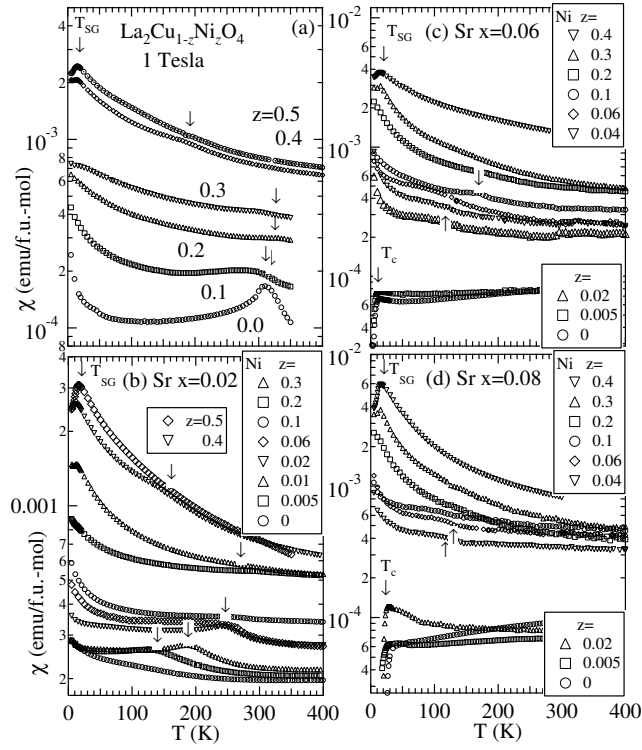


FIG. 1. Ni-doping effect on the ZFC *dc* magnetic susceptibility of $\text{La}_{2-x}\text{Sr}_x\text{Cu}_{1-z}\text{M}_z\text{O}_4$; parent insulator $x=0$ (a), lightly doped non-superconducting $x=0.02$ without long range order at $z=0$ (b), lightly doped $x=0.06$ with relatively low T_c at $z=0$ (c), and $x=0.08$ at $z=0$ (d). The arrows without character indicate T_N 's, the other arrows with character are T_c 's, or T_{SG} 's. For simplicity, we do not attach all the arrows.

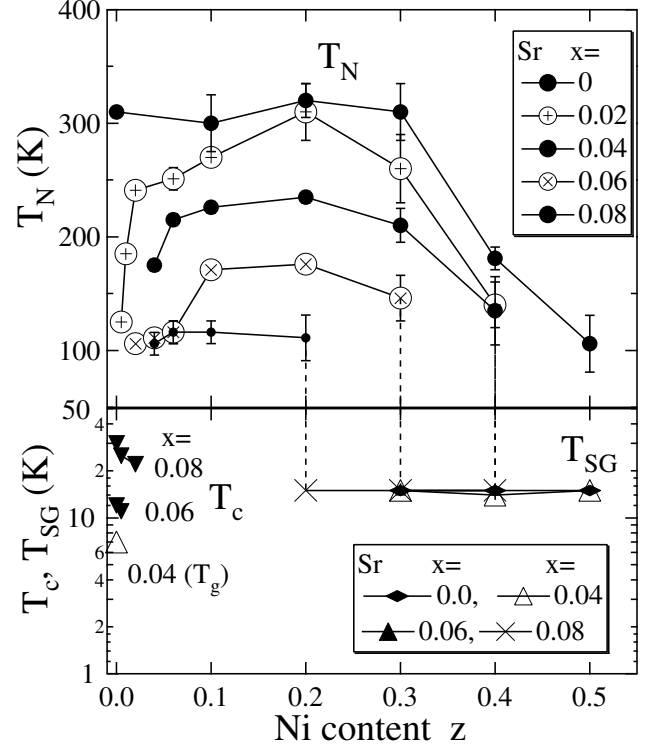


FIG. 3. Magnetic phase diagram of $\text{La}_{2-x}\text{Sr}_x\text{Cu}_{1-z}\text{M}_z\text{O}_4$; T_N , T_{SG} , T_g , and T_c versus Ni content z at Sr doping. The solid and the dashed lines are guide for the eye.




FIG. 2. $\text{La}_2\text{Cu}_{1-z}\text{M}_z\text{O}_4$: T_N versus $M=\text{Ni}$ or Zn content z . The result is qualitatively consistent with Refs. [7, 3].

- [1] H. Fujishita, M. Sato, Solid State Commun. **72** (1989) 529.
- [2] K. Ohbayashi, H. Tsukamoto, H. Yamashita, A. Fukumoto, Y. Utsunomiya, N. Ogita, M. Udagawa, S. Funahashi, J. Phys. Soc. Jpn. **59** (1990) 1372.
- [3] S. T. Ting, P. Pernambuco-Wise, J. E. Crow, E. Manousakis, J. Weaver, Phys. Rev. B **46** (1992) 11772.
- [4] K. Sreedhar, P. A. Metcalf, J. M. Honig, Physica C **227** (1994) 160.
- [5] M. Hucker, V. Kataev, J. Pommer, J. Harraß, A. Hosni, C. Pflichtsch, R. Gross, B. Büchner, Phys. Rev. B **59** (1999) R725.
- [6] F. C. Chou, N. R. Belk, M. A. Kastner, R. J. Birgeneau, A. Aharony, Phys. Rev. Lett. **75** (1995) 2204.
- [7] K. Uchinokura, T. Ino, I. Terasaki, I. Tsukada, Physica B **205** (1995) 234.