

Efficient Readout with the Radio Frequency Single Electron Transistor in the Presence of Charge Noise

T. M. Buehler^{1,2}, D. J. Reilly^{1,2}, R. P. Starrett^{1,2}, Andrew D. Greentree^{1,2},

A. R. Hamilton^{1,2}, A. S. Dzurak^{1,3} and R. G. Clark^{1,2}

¹*Centre for Quantum Computer Technology, University of New South Wales, Sydney 2052, Australia*

²*School of Physics, University of New South Wales, Sydney 2052, Australia and*

³*School of Electrical Engineering & Telecommunications,
University of New South Wales, Sydney 2052, Australia*

The radio frequency single electron transistor (rf-SET) possesses all of the key requirements necessary for reading out a solid state quantum computer. This work explores the use of the rf-SET as a single-shot readout device in the presence of $1/f$ and telegraph charge noise. For a typical spectrum of $1/f$ noise we find that the minimum change in induced charge detectable with high fidelity in a single-shot measurement is $\Delta q \sim 0.01e$. For the case of telegraph noise, we present a cross-correlation measurement technique that uses two rf-SETs to suppress the effect of random switching events on readout. We demonstrate this technique by monitoring the charge state of a metal double dot system on microsecond time-scales. Such a scheme will be advantageous in achieving high readout fidelity in a solid state quantum computer.

Electrical circuits that directly exploit entangled quantum states have the potential to revolutionize information processing. One of the key requirements for the realization of such a machine is the ability to perform reliable initial state preparation and readout of quantum bits (qubits) with both high fidelity and efficiency [1]. This formidable challenge amounts to the detection of single charge, flux [2] or spin[3, 4] states on time-scales shorter than the qubit mixing time using detectors that operate with sensitivities near the quantum limit [5, 6]. Recently, both coherent manipulation and projective measurements were demonstrated in a superconducting ‘box’ qubit [7]. While this experiment clearly reveals the presence of superposition states, the permanent back-action of the readout detector caused unwanted decoherence of the qubit. In an effort to counter this effect, researchers have focused on the radio frequency single electron transistor (rf-SET) as a readout device exhibiting high sensitivity, *switchable* back-action [8] and a quantum measurement efficiency that approaches unity [9].

As pioneered by Schoelkopf *et. al* [10], the rf-SET consists of an SET electrometer [11] embedded in an impedance matching network to enable fast operation. SETs are sensitive to charge since current flow through the device depends critically on the electrostatic potential of the center ‘island’. Here we discuss ‘single-shot’ time domain measurements in which the rf-SET is used to detect a charge state *without* averaging. Single-shot measurements are the most efficient mode of operating the rf-SET as the measurement time required to distinguish between qubit basis states reaches a minimum.

The purpose of the present work is to address how single-shot measurements are affected by charge noise. In our setup we distinguish between two types of charge noise: $1/f$ noise arising from many fluctuating charge traps that are weakly coupled to the SET and telegraph noise due to single traps that are strongly coupled to the SET [12]. We find that $1/f$ noise strongly reduces the

readout efficiency for measurement times greater than $t_{\text{meas}} \approx 10\mu\text{s}$. This low frequency $1/f$ noise effectively limits the minimum detectable charge for which high readout fidelity can be achieved in a single-shot, since the noise increases with the measurement time t but the signal only with \sqrt{t} .

Readout fidelity is also affected by random telegraph noise, characterized by discontinuous switching of charge between metastable trap configurations. To investigate the effects of telegraph noise on readout fidelity we have built an Al/Al₂O₃ readout simulation device, where the charge state of two coupled metal dots is measured with a twin rf-SET detector. We present single-shot data taken simultaneously on two rf-SETs where the effect of telegraph noise can be greatly suppressed by using a cross-correlation technique. Such measurement schemes will be of crucial importance if rf-SETs are to achieve the high fidelity readout required for quantum error correction, in the presence of charge noise.

Turning now to the details of our experiment, the left inset to Figure 1 shows an electron micrograph of the device used in this work. The two rf-SETs together with gate electrodes can be seen either side of the central double-dot structure. Simultaneous independent operation of two rf-SETs is made possible using the technique of wavelength division multiplexing in conjunction with a single cryogenic amplifier. The details of our setup can be found in Ref. [13]. The right inset to Figure 1 shows the simultaneous response of both rf-SETs in the time domain to a 100kHz square wave signal of amplitude $\sim 0.1e$ applied to gate A2. The capacitances between the gates and the SET islands were in the range of $1 - 10\text{aF}$ and the device resistances were $43.4\text{k}\Omega$ (SET1) and $30.4\text{k}\Omega$ (SET2). Independent control of the dc source-drain bias across each SET permits both devices to be simultaneously operated in the superconducting state at the double Josephson quasi-particle resonance [14]. In this mode both devices can operate near the quantum limit for read-

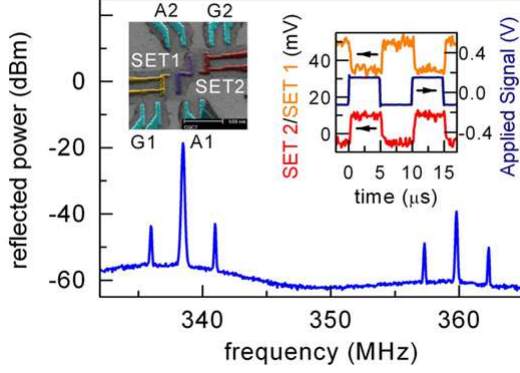


FIG. 1: The frequency domain response of both rf-SETs to a 2.5MHz AM signal. **Left inset:** Electron micrograph of the twin rf-SET device. The rf-SETs detect the charge state of the two metal dots which are coupled by a tunnel junction. **Right inset:** Time domain response of both rf-SETs to a 100kHz square wave signal applied to gate A2 ($\equiv 0.1e$).

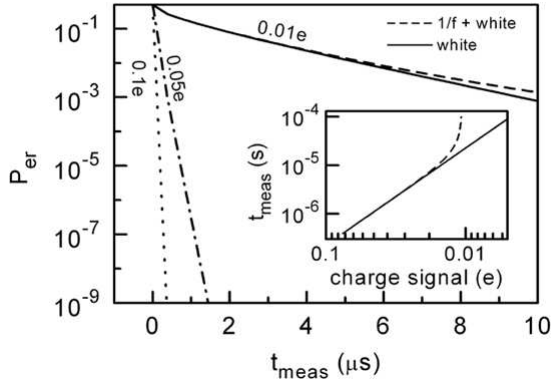


FIG. 2: P_{er} as a function of the measurement time for signals $\Delta q = 0.1e, 0.05e$ and $0.01e$. For the case of $\Delta q = 0.01e$ the solid line is for white noise and the dashed line includes $1/f$ noise. **Inset:** The single-shot measurement time required to reach a $P_{er} < 10^{-6}$ as a function of signal strength. In the presence of $1/f$ noise t_{meas} rises rapidly for signals smaller than $\Delta q = 0.01e$. High readout fidelity in a single-shot measurement cannot be achieved. This data is dependent on $S_{1/f}$

out efficiency [9]. Figure 1 shows the frequency spectrum of both rf-SETs in response to an amplitude modulation (AM) gate signal ($\sim 0.1e$) at 2.5MHz. The frequency domain sensitivity (δq) of both devices was characterized by measuring the signal to noise ratio of an AM side-band in a given resolution bandwidth (B) [15]. For the case of simultaneous operation, the minimum detectable signal in an equivalent bandwidth of 1Hz was $\delta q = 7.5\mu e/\sqrt{\text{Hz}}$ for SET1 and $\delta q = 4.4\mu e/\sqrt{\text{Hz}}$ for SET2. We note that determining the minimum detectable charge $\Delta q = \delta q \times \sqrt{B}$ in this way assumes that the noise is white throughout the measurement time. While this is true at higher frequencies (where thermal noise from the rf amplifier and shot noise associated with the SET current dominate), longer measurement times will include unequally weighted or “colored” noise sources.

In order to account for colored noise such as the $1/f$ spectrum typical of charge noise, we introduce the concept of an error probability $P_{er}(t)$. During the readout time t_{meas} the back-action of the rf-SET projects the qubit into a basis state $|0\rangle$ or $|1\rangle$ (i.e. different charge configurations of the qubit). Each basis state maps onto a distinct signal level at the output of the detector. In this context $P_{er}(t)$ defines the probability that the rf-SET will incorrectly readout the qubit basis state by mistaking one output signal level for the other in the measurement time t_{meas} .

For the implementation of quantum error correction schemes, the readout error probability should be $P_{er} < 10^{-6}$ [16]. The readout error probability P_{er} is a function of both the system noise and the measurement time. For the case where the system noise is characterized by $1/f$ and white noise, the probability of a readout error can be described as (following Ref. [17]):

$$P_{er}(t) = \frac{1}{2} - \frac{1}{2} \operatorname{erf} \left(\frac{\sqrt{t_{meas}} \cdot \Delta q}{\sqrt[4]{(S_{white}(\omega)^2 + S_{1/f}(\omega)^2) \cdot t_{meas}^2}} \right)$$

where erf is the error function, Δq is the difference in the charge induced on the SET island between $|0\rangle$ and $|1\rangle$ and S_{white} and $S_{1/f}$ describe the noise spectral densities for the white and $1/f$ -type noise respectively. The white noise is the sum of the thermal noise of the apparatus and the shot noise of the SET.

Figure 2 shows how the error probability varies as a function of measurement time t_{meas} for decreasing signal amplitudes $\Delta q = 0.1e, 0.05e$ and $0.01e$. For this calculation we use typical noise figures obtained from our measurements. The white noise floor is set to $S_{white}(\omega) = 5 \times 10^{-6} e/\sqrt{\text{Hz}}$ and S_{white} and $S_{1/f}$ are equal at 100kHz. In our case the increase in the $1/f$ “corner” frequency from the widely used value of 10kHz to 100kHz is explained by considering that the white noise floor is very much below the typical values seen in conventional room temperature electronics due to the use of a low noise cryogenic amplifier.

The dashed lines in Figure 2 show how P_{er} varies with measurement time when the effects of both $1/f$ and white noise are included. The solid line shows P_{er} for $\Delta q = 0.01e$ with only white noise taken into account. For measurement times $t_{meas} < 10\mu s$ we find that the effect of the $1/f$ noise spectrum on the error probability is negligible, with the error functions for S_{white} and $S_{1/f} + S_{white}$ only deviating slightly from each other for $\Delta q = 0.01e$. However, for smaller signals ($\Delta q < 0.01e$) the measurement time required for high fidelity readout increases drastically due to $1/f$ noise. This effect is shown in the inset to Figure 2 where we plot the measurement time required to achieve $P_{er} < 10^{-6}$ as a function of the signal size. For these small signals (longer measurement times) the effect of $1/f$ noise becomes increasingly significant. As a result the basis states become *indistinguishable* with sufficiently high fidelity ($P_{er} < 10^{-6}$) in a

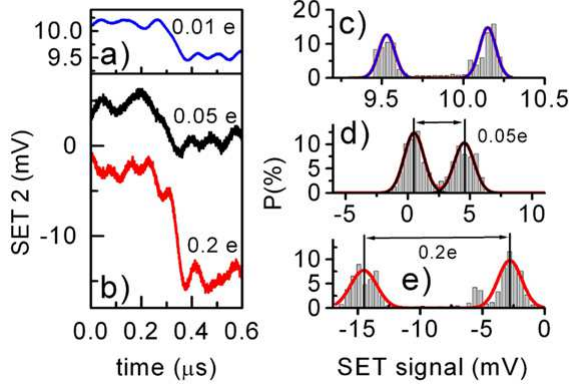


FIG. 3: (a) Trace for $\Delta = 0.01e$ was obtained by averaging 256 times. (b) Single-shot response of SET2 to a $\Delta = 0.2e$ and $0.05e$ step in a measurement time of 600ns. (c-e) show the corresponding probability distribution functions for each signal. We measure a time domain sensitivity of $5.3 \times 10^{-5}e/\sqrt{\text{Hz}}$ in a bandwidth of 140 kHz for SET2.

single-shot measurement. This limitation defines a lower limit on the size of the charge signal that can be read out efficiently with a near quantum limited detector in the presence of $1/f$ noise.

In order to explore the interplay between charge noise and readout fidelity experimentally, we have performed single-shot time domain measurements of various signal amplitudes. The data in Figure 3 was obtained by applying a square wave signal to gate G2 (see Figure 1). SET2 was operated in the superconducting regime and dc-biased to a Josephson resonance peak. The trace in Figure 3(a) shows the result of 256 averages of a $\Delta q = 0.01e$ step. Figure 3(b) shows single-shot traces of a $\Delta q = 0.05e$ and $0.2e$ gate signal in a measurement window of $t_{\text{meas}} = 0.6\mu\text{s}$. The slope of the transition between the two levels is finite since the bandwidth of the resonant circuit ($\sim 100\text{ns}$) acts as a low pass filter. Figures 3(c-e) show the corresponding signal histograms and fitted Gaussian probability distribution functions (PDFs) for the time domain data. The overlap of the PDFs corresponds to P_{er} discussed in respect to Figure 2.

For the measurement time considered here the effect of $1/f$ noise is negligible. However, we find the measured time domain sensitivity (which is equal to the full width at half maximum of the PDF for a SNR of 1) is reduced from that measured in the frequency domain by a factor of ~ 10 . This significant difference can be explained by taking into account the noise in the oscilloscope [18] and the effect of the finite rf-SET bandwidth ($\sim 10\text{MHz}$) in comparison to the measurement time $t_{\text{meas}} = 0.6\mu\text{s}$. In this sense the single-shot time domain charge sensitivity of the rf-SET depends critically on the tank circuit bandwidth which limits the number of statistically independent sample points in a given time. As a result, for single-shot measurement times that approach the inverse bandwidth ($t_{\text{meas}} < 10 \times (1/\text{bandwidth})$), such as the data shown in Figure 3(b), it becomes increasingly difficult to distinguish with high fidelity, signals smaller

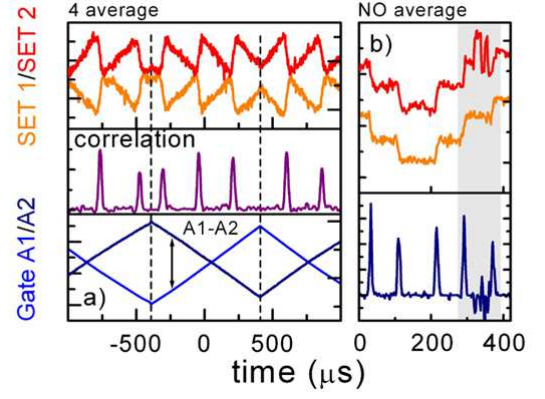


FIG. 4: (a) The simultaneous response of both SETs to charge motion between the two metal dots. Sharp peaks are produced in the correlation whenever a transfer event occurs. Bottom panel shows the bias applied to gates A1 and A2 to create a differential electric field. (b) Single-shot time domain measurements of charge transfer in the double dot system. Correlation of the signals from both SETs allows for error rejection in the event of charge noise (shaded region).

than $\Delta q \sim 0.05e$ [19]. When traces are averaged however, as in the case of the $\Delta q = 0.01e$ signal shown in Figures 3 (a,c), the number of independent sample points is large so that the PDFs accurately represent the true statistics and the signals can be more easily distinguished. This mode of measurement is typical of frequency domain measurements, where the sensitivity of the rf-SET is inferred from a measurement of the signal to noise ratio after a significant number of traces are averaged. Therefore the sensitivity measured in the frequency domain will always exceed the value obtained from a single shot time domain measurement.

In the above treatment we have neglected the effects associated with telegraph noise originating from charge traps that are strongly coupled to the SET. These large discontinuous *jumps* have the potential to compromise readout in two ways: (1) high frequency switching events that occur *during* the measurement time greatly increase the time required to achieve high readout fidelity and (2) slower fluctuations can produce readout errors if they occur in the time interval between calibration and readout. In this context calibration is the process of mapping the basis states of the qubit to characteristic output signal levels of the SET. This calibration process is essential and places additional constraints on the requirement for detector stability.

In an effort to study the effect of telegraph noise on readout we have used the twin rf-SET to measure the charge state of a double dot system. In this experiment, electrons are adiabatically transferred between two aluminum metal dots using an electric field established by the adjacent electrodes (A1 and A2) shown in the left inset of Figure 1. This charge motion is simultaneously detected by *two* rf-SETs located either side of the double dot (see Figure 1). For the architecture used here the induced charge signals on the SET islands due to

charge transfer in the double dot is of order $0.1e$ [20]. Cross-correlation of signals from the two rf-SET permits suppression of spurious charge noise that originates from fluctuating charge traps in the surrounding material system. Although we have previously applied correlated measurements to suppress the effect of telegraph noise in dc-SETs [20], the present work demonstrates our ability to detect the motion of single electrons on microsecond time-scales and distinguish, in real-time, transfer signals from background charge noise.

Figure 4 (a) shows the simultaneous response of both rf-SETs to electron motion between the two dots. The characteristic sawtooth behavior arises from the polarization of the metal dots by the electric field, followed by a tunnel event when the field overcomes the charging energy of the double dot system. The signals are in anti-phase as one SET senses the departure of an electron and the other its arrival. Using a multichannel digital oscilloscope it is possible to multiply the derivatives of the signals and thereby perform a real-time cross-correlation. Sharp peaks are produced in the correlation whenever a tunnel event occurs (see Figure 4(a)).

Figure 4 (b) shows the result of a single-shot measurement of the charge state of the double dot system. In this instance telegraph noise affected the output of SET2 but not SET1 as indicated by the shaded region of the figure. By comparing the signals from both SETs we are able to register that an effective readout error has occurred. We believe that such detection schemes will be of vital importance in maintaining the high readout fidelity necessary for quantum error correction. While for the purpose of the present work we have focused on adiabatic control of charge motion on the double dot, our results can be equally applied to systems involving

coherent superpositions of the charge states. With appropriate engineering of the Josephson junction between the two metal dots, the device considered here is capable of demonstrating macroscopic quantum coherence. In this sense our results demonstrate that the rf-SET is a sensitive and efficient detector capable of reading out a Cooper pair box qubit.

In conclusion we have investigated the rf-SET as an efficient and sensitive readout device capable of performing measurements on sub-microsecond timescales, even in the presence of charge noise. In terms of readout fidelity we find that the effect of $1/f$ charge noise is negligible if the qubit basis states differ in induced charge on the SET island by $\Delta q > 0.05e$. With the values used in our noise model we find that signals smaller than $\Delta q \sim 0.01e$ cannot be resolved with high fidelity ($P_{\text{er}} < 10^{-6}$) in single-shot measurements. We also note that the requirement of statistically independent samples limits the time domain sensitivity for measurement times that approach the inverse bandwidth of the SET tank circuit. Finally we have presented results using two rf-SETs to monitor the charge state of a double-dot system. Using a cross correlation technique the effects of telegraph noise on readout fidelity were suppressed. Future investigations will focus on the effect of both $1/f$ and telegraph noise on the decoherence rates of charge qubits in single dopant semiconductor systems.

We thank D. Barber for technical support. This work was supported by the Australian Research Council, the Australian Government and by the US National Security Agency (NSA), Advanced Research and Development Activity (ARDA) and the Army Research Office (ARO) under contract number DAAD19-01-1-0653. DJR acknowledges a Hewlett-Packard Fellowship.

-
- [1] M. A. Nielsen and I. L. Chuang, Cambridge University Press, Cambridge (2000).
 - [2] Y. Makhlin, G. Schön, and A. Shnirman, Rev. Mod. Phys. **73**, 357 (2001).
 - [3] B. E. Kane, Nature **393**, 133 (1998).
 - [4] R. Vrijen, E. Yablonovitch, K. Wang, H. Jiang, A. Balandin, V. Roychowdhury, T. Mor, and D. DiVincenzo, Phys. Rev. A **62**, 012306 (2000).
 - [5] C. M. Caves, K. S. Thorne, W. P. Drever, V. D. Sandberg, and N. Zimmermann, Rev. Mod. Phys. **52**, 341 (1980).
 - [6] M. H. Devoret and R. J. Schoelkopf, Nature (London) **406**, 1039 (2000).
 - [7] Y. Nakamura, Y. A. Pashkin, and J. Tsai, Nature **398**, 786 (1999).
 - [8] G. Johansson, A. Kack, and G. Wendin, Phys. Rev. Lett. **88**, 046802 (2002).
 - [9] A. A. Clerk, S. M. Girvin, A. Nguyen, and A. D. Stone, Phys. Rev. Lett. **89**, 176804 (2002).
 - [10] R. J. Schoelkopf, P. Wahlgren, A. A. Kozhevnikov, P. Delsing, and D. E. Prober, Science **280**, 1238 (1998).
 - [11] H. Grabert and M. H. Devoret, NATO Adv. Study Inst. Ser., Ser. B **294** (1992).
 - [12] M. B. Weissman, Rev. Mod. Phys. **60**(2), 537 (1988).
 - [13] T. M. Buehler, D. J. Reilly, R. P. Starrett, A. R. Hamilton, A. S. Dzurak, and R. G. Clark, arXiv:cond-mat/0302085 (2003).
 - [14] T. Fulton, P. Gammel, D. Bishop, L. Dunkelberger, and G. Dolan, Phys. Rev. Lett. **63**, 1310 (1989).
 - [15] A. Aassime, D. Gunnarsson, K. Bladh, and P. Delsing, Appl. Phys. Lett. **79**, 4031 (2001).
 - [16] J. Preskill, Proc. R. Soc. Lond. A **454**, 385 (1998).
 - [17] S. Haykin, John Wiley & Sons 3rd Ed. (1994).
 - [18] digital filtering can be used to reduce these effects.
 - [19] we assume a frequency domain sensitivity of $5\mu e/\sqrt{Hz}$.
 - [20] T. M. Buehler, D. J. Reilly, R. Brenner, A. R. Hamilton, A. S. Dzurak, and R. G. Clark, Appl. Phys. Lett. **82**, 577 (2003).