

Enhancement of T_c by Sr substitution for Ba in Hg-2212 superconductor

P. Toulemonde ^{a,*}, P. Odier ^a

^a*Laboratoire de Cristallographie, CNRS, 25 avenue des martyrs, BP166, F-38042 Grenoble cedex 09, France.*

Abstract

The Sr substitution for Ba has been studied in two Hg-2212 series: $\text{Hg}_2(\text{Ba}_{1-y}\text{Sr}_y)_2\text{YCu}_2\text{O}_{8-\delta}$ and $\text{Hg}_2(\text{Ba}_{1-y}\text{Sr}_y)_2(\text{Y}_{0.80}\text{Ca}_{0.20})\text{Cu}_2\text{O}_{8-\delta}$. For both series a T_c enhancement of about 40 K is observed when Sr substitutes Ba from $y = 0$ to $y = 1.0$.

The $y = 0$ compound of the first series is the non superconducting $\text{Hg}_2\text{Ba}_2\text{YCu}_2\text{O}_{8-\delta}$ prototype. In the second series, this $y = 0$ compound is already superconducting at 21 K. Indeed the members of this series present a higher charge carrier density in their CuO_2 superconducting planes than their homologues of the first series due to the doping introduced by the substitution of 20 % of Ca for Y. The compounds of both series were synthesized in high pressure (3.5 GPa) - high temperature (950 - 1050 °C) conditions. In both cases Sr substitution was successful up to the full replacement of Ba ($y = 1.0$). The Hg-2212 phases were characterized by XRD, SEM, EDX and a.c. susceptibility.

Key words: Mercury-based high- T_c superconductors, Pressure effects on superconductivity, High- T_c superconductors transition temperature, High pressure - high temperature synthesis

PACS: 74.72.H, 74.62.F, 74.62, 81.05

1 Introduction

The double-Hg-layer superconductor $\text{Hg}_2\text{Ba}_2\text{YCu}_2\text{O}_{8-\delta}$ (Hg-2212) has been discovered in 1994 by Radaelli et al. (1). This compound is an insulator. When

* Corresponding author. Present address: LPMCEN, Université Lyon-I, Bâtiment Léon Brillouin, 43 Boulevard du 11 Novembre 1918, F-69622 Villeurbanne cedex, France.

Email address: pierre.toulemonde@lpmcn.univ-lyon1.fr (P. Toulemonde).

doped with Ca in $\text{Hg}_2\text{Ba}_2(\text{Y}_{1-x}\text{Ca}_x)\text{Cu}_2\text{O}_{8-\delta}$, it becomes superconducting (2; 3). The T_c transition depends on the Ca content. It increases from 40 K for $x \sim 0.15$ to 70 K for $x \sim 0.40$. The optimal T_c in Hg-2212 system is 82-84 K (4; 5; 6). This value can only be reached by chemical stabilization of the oxygen-deficient double mercury layer. The oxygen vacancies content in $\text{Hg}_2\text{Ba}_2\text{YCu}_2\text{O}_{8-\delta}$ is already around $\delta = 0.4-0.5$ and increases by Ca doping, up to its solubility limit $x = 0.40$. To rise the doping, stabilizing elements like Pb^{4+} (7; 8) or Tl^{3+} (9) in substitution for Hg^{2+} have to be used : these higher valency elements bring oxygen in the double $(\text{Hg}/\text{Pb} \text{ or } \text{Tl})_2\text{O}_{2-\delta}$ layer and then allow more Ca to be substituted for Y.

The pressure effect on T_c in Hg-2212 is huge, over + 50 K under 20 GPa (10). The corresponding rate is always positive, independently of the doping state. Below 10 GPa, it decreases from 4.5 K/GPa for underdoped compounds ($T_c \sim 30-45$ K) to 2.7-3 K/GPa when $T_c \sim 70$ K. In optimally doped (Hg,Pb)-2212 ($T_c \sim 82-84$ K) $dT_c/dP \sim 1$ K/GPa below 20 GPa (11). By contrast, chemical pressure, for example when Ba is replaced by a smaller cation (Sr for instance), has a negative effect on T_c (12; 13; 14). However, strontium substitution does not reproduce the entire structural changes induced by mechanical pressure in superconducting cuprates (15; 16). Two exceptions have been reported up to now: the $(\text{La},\text{Sr})_2\text{CuO}_4$ (17; 18; 19) system and the artificially stressed epitaxial $(\text{La},\text{Sr})\text{CuO}_4$ films (20), where a T_c increase is observed induced by a chemical pressure.

In this paper, we have studied the Sr substitution for Ba in two Hg-2212 series of two different doping regimes. The first one corresponds to the composition $\text{Hg}_2(\text{Ba}_{1-y}\text{Sr}_y)_2\text{YCu}_2\text{O}_{8-\delta}$ and is built with Y in between the CuO_2 superconducting planes. The second one, $\text{Hg}_2(\text{Ba}_{1-y}\text{Sr}_y)_2(\text{Y}_{0.80}\text{Ca}_{0.20})\text{Cu}_2\text{O}_{8-\delta}$, is doped with 20 % of Ca on the Y site. Each sample was synthesized at high pressure - high temperature (HP-HT) for $0 \leq y \leq 1.0$. The effects of Sr/Ba replacement on superconductivity were analyzed using X-ray diffraction (XRD), scanning electron microscopy, EDX microanalysis and a.c. susceptibility measurements.

2 Experimental

The samples were prepared in a high pressure Conac-type apparatus. The reacting powders of each sample were mixed and compacted into a gold capsule which was submitted to a high pressure (3.5 GPa) - high temperature (1050 ° C for the Ca free series and 950 ° C for the Ca doped series) treatment. At this point, it is important to note that the chemical reactions take place into an inert and closed capsule, i.e. into a confined system. Thus, the average composition can not change during the HP-HT process, especially the oxygen

content of the sample, then the oxidation state of copper in the final Hg-2212 compound is fixed by the initial composition.

Two synthesis routes were tried, as explained in previous papers (8; 23). The first one was used for the Ca-free series. It consists in preparing two precursors, “Ba₂YCu₂O_z” and “Sr₂YCu₂O_z”, by reacting Y₂O₃ and CuO with BaO₂ or SrCO₃ at 850 °C or 950 °C respectively during 24 h under oxygen flow, followed by a quench to room temperature. Then, this pre-reacted precursor (a mixture of Y₂BaCuO₅, BaCuO₂, YBa₂Cu₃O_{7- δ} and YBa₃Cu₂O_{6.5+x} for the Ba-based precursor) is mixed with HgO, inserted into the gold capsule and and treated at HP-HT. For Hg₂(Ba_{0.5}Sr_{0.5})₂YCu₂O_{8- δ} , both precursors were mixed together with HgO in the ratio 1:1:2.

In the second route we attempted to control the oxidation state of the sample by adjusting the oxygen content of the precursor introduced into the closed capsule to the desired value. This second method, used for the Ca-doped series, allows to control more precisely the oxygen stoichiometry before the HP-HT reaction and then the final doping state of the synthesized Hg-2212 compound. It consists in intimately mixing HgO directly in the right proportion with BaO₂, SrCuO₂, Y₂O₃, Ca₂CuO₃ oxides and metallic Cu to have the nominal Hg₂(Ba_{1-y}Sr_y)₂(Y_{0.80}Ca_{0.20})Cu₂O_{7.50} composition, with y = 0, 0.05, 0.10, 0.15, 0.20, 0.25, 0.40, 0.50, 0.70 and 1.0. For example, in the case of Hg₂(Ba_{0.75}Sr_{0.25})₂(Y_{0.80}Ca_{0.20})Cu₂O_{8- δ} , to reach an oxygen content of 7.50, we used the mixture 2 HgO, 1.5 BaO₂, 0.5 SrCuO₂, 0.4 Y₂O₃, 0.1 Ca₂CuO₃ and 1.4 Cu. SrCuO₂ was prepared by firing SrCO₃ and CuO under oxygen flow at 950 °C for 48 h followed by a second treatment at 980 °C for 36 h with an intermediate grinding. Ca₂CuO₃ was synthesized by reacting a mixture of 2 CaCO₃ + CuO at 1000 °C under oxygen flow for 15 h. The purity of these two oxides was checked by XRD before their mixing and the HP-HT treatment.

In the first syntheses, the samples were multiphasic with mixtures of Hg-2212, Hg-1212 and others impurities (21; 22). In this work, the HP-HT conditions (reaction time and temperature) were optimized in both series to avoid the formation of the analogue Hg-1212 phase (which appears when too long time are applied) and obtain the purest possible Hg-2212 samples.

XRD patterns were collected using a powder Siemens D-5000 diffractometer working in transmission mode at the wavelength $\lambda_{Cu, K\alpha 1} = 1.54056 \text{ \AA}$. The microstructure and composition of samples were investigated by scanning electron microscopy on a JEOL-840, equipped with a Kevex system for X-ray energy dispersive spectroscopy (EDX) analysis. A.C. susceptibility measurements were performed at 119 Hz using a home-made apparatus working at low magnetic field of 0.012 Oe, in the range 4.2 – 300 K (LEPES, CNRS, Grenoble, France).

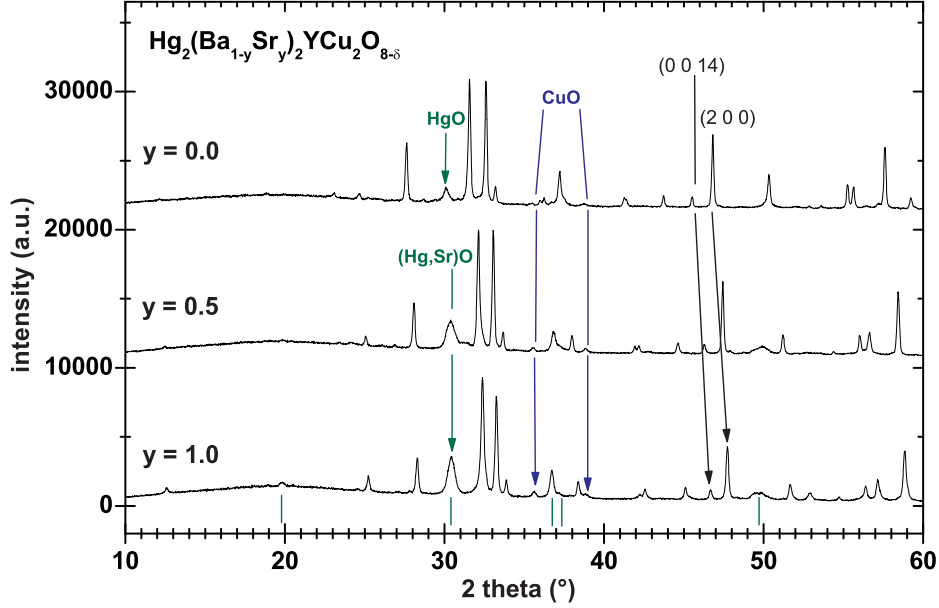


Fig. 1. X-ray diffraction patterns of the undoped Hg-2212 series.

3 Results and discussion

3.1 Phase purity and structural characterization

Figure 1 shows the XRD patterns of $y = 0, 0.5$ and 1.0 compounds of the undoped series ($\lambda_{Cu, K\alpha1} = 1.54056 \text{ \AA}$). Figure 2 shows a -zoom of $20\text{-}35^\circ$ and $45\text{-}60^\circ$ 2θ ranges for $y = 0, 0.20, 0.40$ and 0.70 compositions of the Ca-doped series ($x = 0.20$) for the same wavelength. In both series the main phase is Hg-2212. No Hg-1212 reflections are observed in the XRD patterns. For the first time Sr-substituted Hg-2212 compounds are synthesized at HP-HT without analogue impurities like mono-Hg-layer cuprates. Note that almost full substitution of Ba for Sr is reached in the Hg-2212 system.

For $y = 0.0$, traces of HgO or CuO are observed. For $y > 0$, an unknown phase appears in both series, whose amount increases with the Sr nominal content. It suggests that this phase contains Sr. The main XRD peak of this phase is located around 31° 2θ and its proportion increases with the nominal Sr content. This phase was also observed in SEM characterizations. EDX microanalyses made systematically on samples of both series show that this phase contains mainly Hg and Sr. It could also incorporate Cu or Ca in few quantities but the conclusion on this point is not definitive. Nevertheless, the list of the main Bragg's peaks of this phase (indicated by tick marks in the bottom part of

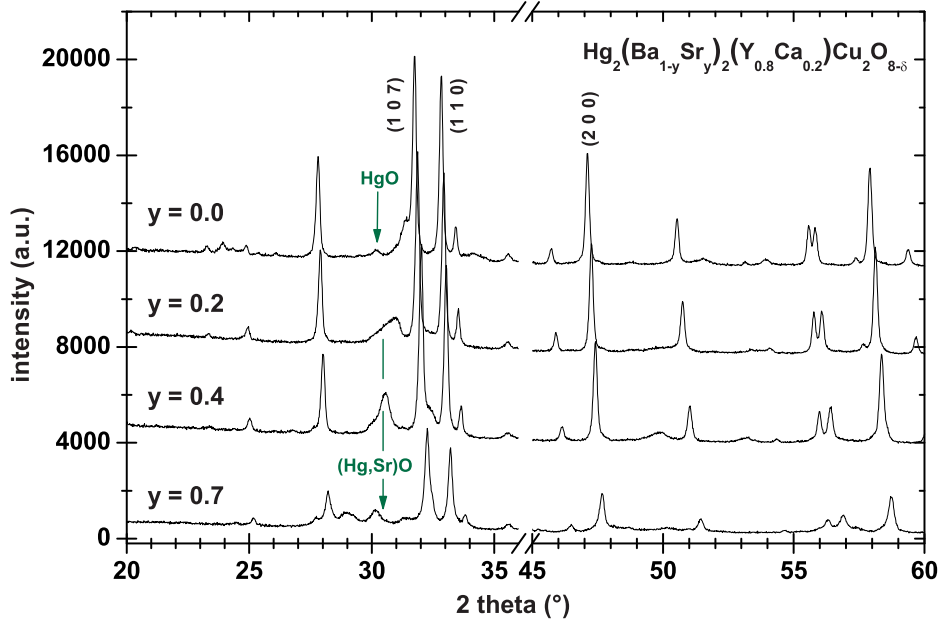


Fig. 2. X-ray diffraction patterns of the 20 % Ca doped Hg-2212 series.

figure 1) corresponds to that of the Ca-Hg-O phase observed as an impurity in Ca-rich (Hg,Pb)-2212 compounds (7) and as an intermediate phase in the Hg-1223 formation (24). In these latter experiments, a structural model (space group I 4/mmm) and a composition $(\text{Ca}_{0.76}\text{Hg}_{1.24})\text{O}_2$ were proposed for this new phase. This composition is close to that obtained from our microanalysis of the unknown phase, $(\text{Sr}_{0.71}\text{Hg}_{1.29})\text{O}_2$, if Sr replaces Ca. These different observations suggest a common structure for both phases, Ba- or Sr-based, with the same stoichiometry.

The shift of the peaks towards higher 2θ values shows the shrinkage of the lattice due to the Sr substitution. It is particularly obvious on figure 2 for (107), (110) and (200) reflections. It proves that the Ba substitution for Sr is effective. EDX microanalyses also show the Sr substitution and suggest that it reaches the nominal content, the $\text{Sr}/(\text{Sr}+\text{Ba})$ ratio of measured contents being close to the nominal Sr stoichiometry. From EDX characterization, the Ca doping is under-stoichiometric, in the 15-20 % range with respect nominal stoichiometry (20 %). Lattice parameters were calculated by least square method. In both series a decrease of the lattice parameters is observed, with a similar rate, i.e. ~ 1.4 - 1.6 % along the a-axis and ~ 2.8 - 2.6 % along the c-axis respectively for undoped and Ca-doped series, as shown on figure 3. The lattice shrinkage is then not completely isotropic, it is larger for c-axis due to a larger compressibility along the c-axis than in the basis plane. The compressibility of the basis plane is directly correlated to that of the CuO_2

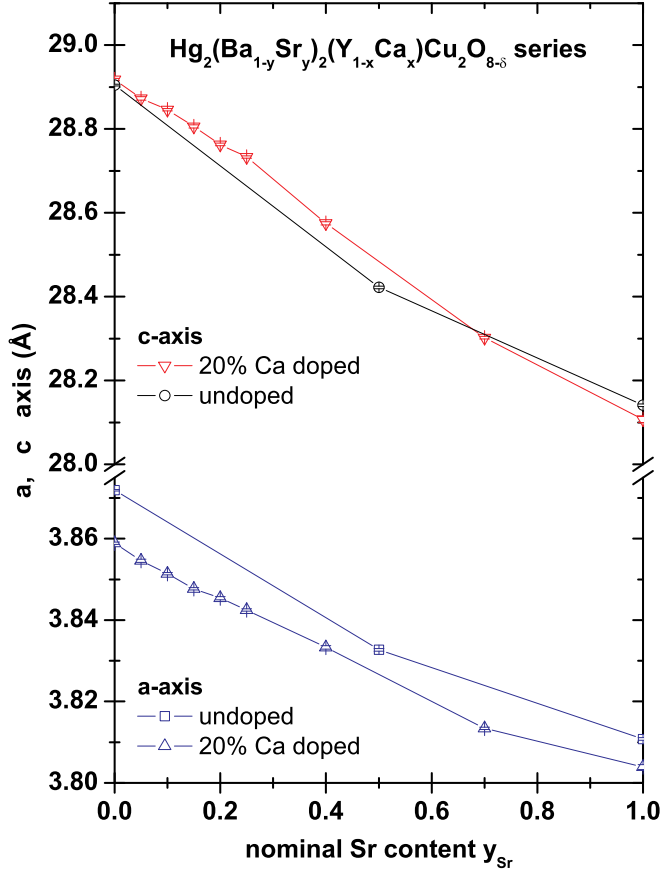


Fig. 3. Lattice parameters versus nominal Sr content in both Hg-2212 series ($x = 0$ and 0.20).

superconducting plane which contains rather rigid bonds. The shrinkage of the a-axis is similar to that observed for the equivalent axis in Y-123 or Y-124 compounds (25; 26). The c-axis compression is around 0.76-0.82 Å for the full substitution. This value is only slightly smaller than expected considering basically the replacement of Ba by Sr in the four Ba-O planes of the structure and the difference of ionic radius between Ba and Sr in coordination number 9, 1.47 Å and 1.31 Å respectively. The full substitution would give a decrease of 1.28 Å. The a-axis for the two fully Sr-substituted samples is around 3.80-3.81 Å, which is typical of superconducting compounds containing only Sr, like Bi-based cuprates (27; 28). Moreover, no accident is visible on the variation of a-axis (and c-axis) which could indicate a brutal change of stoichiometry, like the oxygen composition. We can conclude that the variations of a and c lattice parameters are exclusively due to the Sr substitution for Ba.

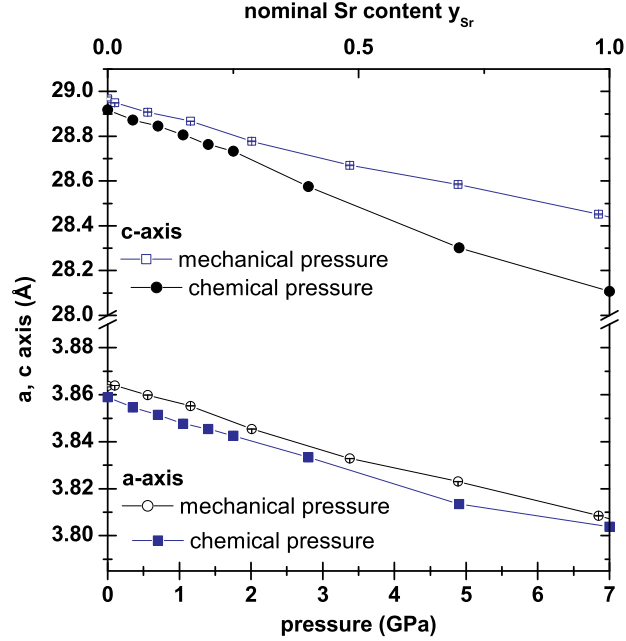


Fig. 4. Lattice parameters versus nominal Sr content for the Hg-2212 Ca-doped series (this work) and versus mechanical pressure for $\text{Hg}_2\text{Ba}_2(\text{Y}_{0.85}\text{Ca}_{0.15})\text{Cu}_2\text{O}_{8-\delta}$ (ESRF ID-09 data, P. Bordet et al. (29), S. M. Loureiro (21)).

3.2 Comparison of chemical pressure and mechanical pressure

The decrease of lattice parameters is compared in figure 4 with the decrease obtained by mechanical pressure. These data are reproduced from a previous high pressure experiment performed in a diamond anvil cell on the ID-09 beamline at the european synchrotron ESRF (Grenoble, France) with a $\text{Hg}_2\text{Ba}_2(\text{Y}_{0.85}\text{Ca}_{0.15})\text{Cu}_2\text{O}_{8-\delta}$ compound (21; 29). The scaling of both X-coordinates (corresponding to the nominal Sr content in the Ca doped series and mechanical pressure) was chosen to have approximatively the same decrease for the a-axis.

We observe that the effects of mechanical pressure are not fully comparable with those of Sr chemical pressure, because their induced c-axis variations are not parallel. The pressure necessary to obtain the same shrinkage of the lattice corresponding to the full substitution Sr/Ba is not the same if one consider a-axis or c-axis. Along the a-axis it requires the application of an equivalent pressure of ~ 7 GPa whereas along the c-axis this value is higher, around 10 GPa. The difference is not important but it exists. It shows that chemical pressure is not completely equivalent to mechanical pressure. In Y-123 and Y-124 systems, the complete substitution of Ba with Sr would induce a variation

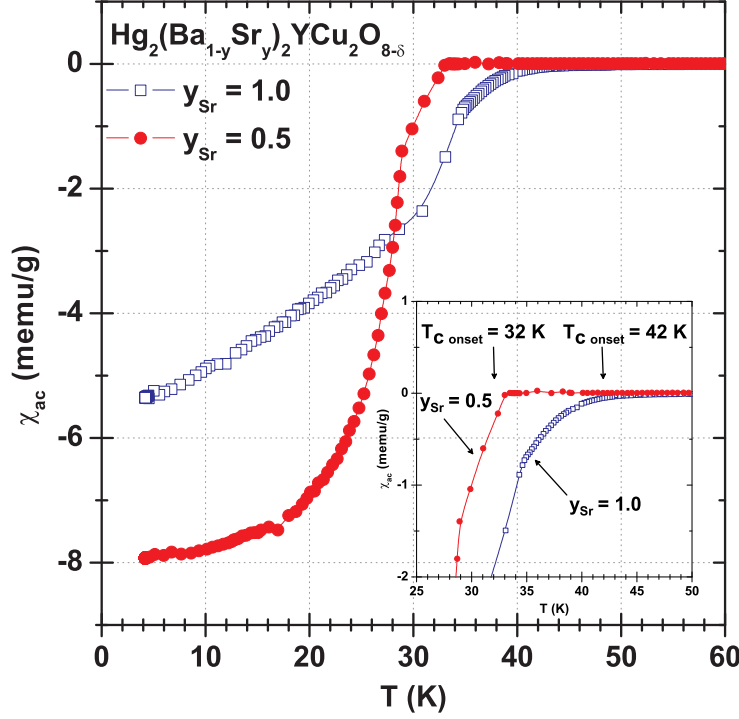


Fig. 5. A.C. susceptibility versus temperature for $y = 0.50$ and 1.0 compounds of the undoped series.

(extrapolated value) of the lattice parameters equivalent to the application of an external pressure of about 10-9.3 GPa (25; 26). This value is consistent with what is observed here for the Hg-2212 system.

According to Acha et al. (10), a pressure of 10 GPa should increase T_c by 30-45 K, depending on the doping state of the Hg-2212 compound. We will compare this value to the increase of T_c obtained by chemical pressure of Sr in both series in the next paragraph.

3.3 Superconducting properties

The superconducting transition temperature T_c was determined by a.c. susceptibility on fine powders which is a rather good method to determine the superconducting volume fraction (at 119 Hz with a low field of 0.012 Oe). The figures 5 and 6 show the measurements for undoped and Ca-doped series respectively. All the samples were superconducting, except the one for $y = 0.0$. The superconducting volume fractions observed do not correspond to the entire volume of the samples but they are sufficient (up to 70 %) to attribute the transition to Hg-2212 which is the only cuprate detected by XRD.

The sample which was not superconducting is the first compound of the un-

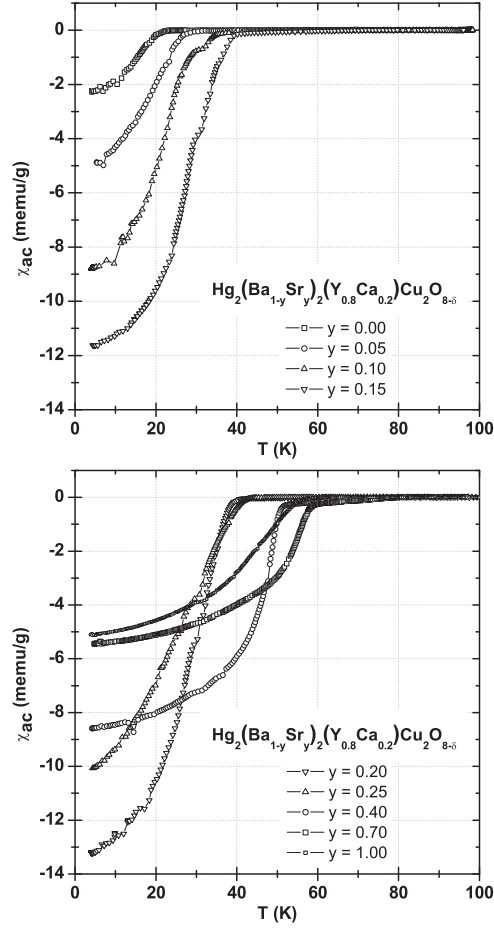


Fig. 6. A.C. susceptibility versus temperature for $y = 0.0$ -1.0 compounds of the Ca-doped series.

doped series ($y = 0$): $\text{Hg}_2\text{Ba}_2\text{YCu}_2\text{O}_{8-\delta}$. This result is in agreement with previous measurements made by Radaelli et al. who did not observe superconductivity for this composition (1; 3). They showed that Ca doping on the Y site was necessary to induce superconductivity in Hg-2212. What is shown here for the first time is that this doping is not necessary to reach the superconducting state. Indeed $\text{Hg}_2(\text{Ba}_{0.5}\text{Sr}_{0.5})_2\text{YCu}_2\text{O}_{8-\delta}$ and $\text{Hg}_2\text{Sr}_2\text{YCu}_2\text{O}_{8-\delta}$ are already superconducting without Ca doping, respectively at 32 K and 42 K. In conclusion $T_{c \text{ onset}}$ increases regularly from 0 K ($y = 0$) to 42 K ($y = 1$) with the Sr content in this first series ($x = 0$). In the Ca-doped series, the first compound, $\text{Hg}_2\text{Ba}_2(\text{Y}_{0.80}\text{Ca}_{0.20})\text{Cu}_2\text{O}_{8-\delta}$, is superconducting at 21 K. This value is consistent with those reported previously. As for the previous undoped series, the Ba replacement by Sr also increases T_c continuously with the Sr content

from 21 K ($y = 0$) to 60-58 K ($y = 0.7-1.0$).

To summarize, a 40 K increase is observed in $\text{Hg}_2(\text{Ba}_{1-y}\text{Sr}_y)_2(\text{Y}_{1-x}\text{Ca}_x)\text{Cu}_2\text{O}_{8-\delta}$ ($0 \leq y \leq 1.0$; $x = 0, x = 0.2$), in contrary to other Sr-substituted families (Y-123 or Hg-12(n-1)n) where a decrease is shown (12; 13; 14). This is quite remarkable because it constitutes the discovery of another system where the Sr-chemical pressure has a positive effect on T_c . This value of 40 K is in the same order of the increase obtained by a mechanical pressure of about 10 GPa (giving the equivalent c-axis shrinkage) in the Ba-based Hg-2212 compound (10). In addition the rate of T_c enhancement with Sr/Ba substitution is similar in both series, as illustrated in figure 7. As a consequence, it does not seem to be dependent of the doping state of the series. Nevertheless, compared to the doping regime of the first compound ($y = 0.0$), could the doping be modified indirectly by the Sr/Ba substitution among the series ? This point is discussed in the next paragraph.

3.4 Discussion

Both EDX and lattice parameters variations agree to show that Sr substitutes Ba nearly at the nominal content. A first consequence is that Sr^{2+} does not substitute for Y^{3+} . This is discussed more carefully below.

If one supposes that Sr^{2+} substitutes Y^{3+} site, it would change the doping of the CuO_2 planes. It does not happen for different reasons. First, the EDX results show that Sr and Ba contents vary in opposite way: the Sr content increases regularly when the Ba content decreases, and more precisely, the ratio of contents $\text{Sr}/(\text{Sr}+\text{Ba})$ determined by EDX are close to the nominal Sr content. Secondly, the T_c increase is regular and continuous. If this increase would be due to a $\text{Sr}^{2+}/\text{Y}^{3+}$ site substitution, an over-stoichiometry of Sr should be result, and moreover, this over-stoichiometry should have increased regularly to explain the T_c increase. No such phenomena is observed. Thirdly, if one imagines that Sr^{2+} goes on the Y^{3+} site and its occupancy factor increases, one would observe an increase of the c-axis, or at least a decreasing rate of the shrinkage of the c-axis (the ionic radius of Sr^{2+} being larger than Y^{3+} in the eight-fold coordination). It is not observed.

As a consequence, because the substitution of Ba^{2+} by Sr^{2+} is isoelectronic, the doping is not changed in both series when the Sr content varies from $y = 0$ to 1.0. Probably the oxygen content does not change significantly also. This point is more clear in the second series, the Ca-doped series, where the oxygen control was more accurate (mixture of oxides and metallic Cu with a total oxygen content of 07.50) than in undoped series (mixture of HgO with precursors whose oxygen content is not well defined).

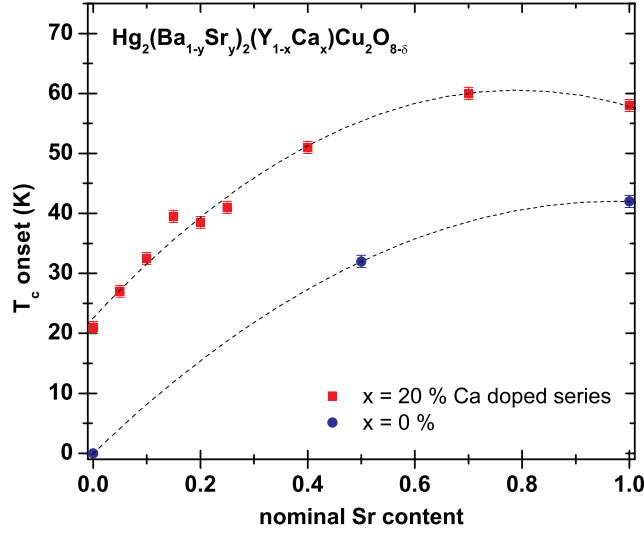


Fig. 7. Critical temperature versus nominal Sr content in both Hg-2212 series ($x = 0$ and 0.20).

If the doping state is not changed and if the origin of this T_c enhancement is structural, other experiments are necessary to determine it more precisely. We have realized neutron powder diffraction on both series to know exactly the changes induced locally into the structure in order to extract the pertinent parameter linked to this T_c increase. Refinements are underway and the corresponding results will be published soon (30).

4 Conclusion

The effects of chemical pressure were investigated in two Hg-2212 series: one based on yttrium, $\text{Hg}_2(\text{Ba}_{1-y}\text{Sr}_y)_2\text{YCu}_2\text{O}_{8-\delta}$, and the second one doped with 20 % of Ca, $\text{Hg}_2(\text{Ba}_{1-y}\text{Sr}_y)_2(\text{Y}_{0.80}\text{Ca}_{0.20})\text{Cu}_2\text{O}_{8-\delta}$. For the first time, Sr-substituted Hg-2212 superconductors were synthesized at high pressure - high temperature free from other analogues cuprates phases, i.e. members of the mono-Hg-layer family Hg-12(n-1)n.

We have shown that doping is not required to induce superconductivity in Hg-2212 system: $\text{Hg}_2(\text{Ba}_{0.5}\text{Sr}_{0.5})_2\text{YCu}_2\text{O}_{8-\delta}$ and the full Sr-substituted $\text{Hg}_2\text{Sr}_2\text{YCu}_2\text{O}_{8-\delta}$ compounds of the first series are already superconducting without Ca doping. In the second series the Ba substitution for Sr enhances superconductivity already present in the $\text{Hg}_2\text{Ba}_2(\text{Y}_{0.80}\text{Ca}_{0.20})\text{Cu}_2\text{O}_{8-\delta}$ Sr-free compound.

In both series T_c increases continuously from 0 or 21 K ($y = 0$) to 42 or

60 K ($y = 1.0$) in undoped and Ca doped series respectively. In conclusion, contrary to most superconducting cuprates, the Sr-chemical pressure has a positive effect on T_c in the Hg-2212 system.

Acknowledgements

P. Toulemonde thanks CNRS for financial support during his PhD research. The authors are grateful to Dr J. L. Tholence (LEPES, CNRS, Grenoble, France) for his help in the a.c. susceptibility measurements, to Dr P. Bordet for providing us the ESRF high pressure diffraction data, and to Dr S. Le Floch for her help in the use of the Conac press. The authors acknowledge also R. Argoud, C. Brachet and R. Bruyère for technical assistance in HP-HT experiments.

References

- [1] P. G. Radaelli, M. Marezio, M. Perroux, S. de Brion, J.L. Tholence, Q. Huang, and A. Santoro, *Science* 265 (1994) 380.
- [2] P. G. Radaelli, M. Marezio, J. L. Tholence, S. de Brion, S. Loureiro, A. Santoro, Q. Huang, J.J. Capponi, M. Alario-Franco, and C. Chaillout, *Physica C* 235-240 (1994) 925.
- [3] P. G. Radaelli, M. Marezio, J. L. Tholence, S. d. Brion, A. Santoro, Q. Huang, J. J. Capponi, C. Chaillout, T. Krekels, and G. V. Tendeloo, *Journal of Physics and Chemistry of Solids* 56 (1995) 1471.
- [4] A. Tokiwa-Yamamoto, T. Tatsuki, S. Adachi, and K. Tanabe, *Physica C* 268 (1996) 191.
- [5] P. Toulemonde, P. Bordet, J. J. Capponi, J. L. Tholence, and P. Odier, *Inst. Phys. Conf. Ser. No 167 Applied Superconductivity* (1999) 271.
- [6] P. Toulemonde, A. Sin, P. Bordet, J. L. Tholence, and P. Odier, *Physica C* 341-348 (2000) 677.
- [7] P. Toulemonde, P. Odier, P. Bordet, R. Bruyère, and J.L. Tholence, *Physica C* 366 (2002) 147.
- [8] P. Toulemonde, P. Odier, P. Bordet, C. Brachet, and E. Suard, *Physica C* 377 (2002) 146.
- [9] A. Tokiwa-Yamamoto, T. Tatsuki, X.-J. Wu, S. Adachi, and K. Tanabe, *Physica C* 259 (1996) 36.
- [10] C. Acha, S. M. Loureiro, C. Chaillout, J. L. Tholence, J. J. Capponi, M. Marezio, and M. Nunez-Regueiro, *Solid State Communications* 102 (1997) 1.
- [11] P. Toulemonde, Ph.D. Thesis, Grenoble, France, October 2000.
- [12] T. Wada, S. Adachi, T. Mihara, and R. Inaba, *Jpn. J. Appl. Phys., Part 2* 26 (1987) L706.
- [13] M. A. Subramian, and M. H. Whangbo, *J. Solid State Chem.* 109 (1993) 410.

- [14] A. Sin, F. Alsina, N. Mestres, A. Sulpice, P. Odier, and M. Núñez-Regureiro, *J. Solid State Chem.* 161 (2001) 355.
- [15] M. Marezio and F. Licci, *Physica C* 282-287 (1997) 53.
- [16] M. Marezio and F. Licci, *Supercond. Sci. Technol.* 13 (2000) 451.
- [17] R. J. Cava, R. B. van Dover, B. Batlogg, and E. A. Rietman, *Phys. Rev. Lett.* 58 (1987) 408.
- [18] J. B. Torrance, Y. Tokura, A. I. Nazzari, A. Bezing, T. C. Huang, and S. S. P. Parkin, *Phys. Rev. Lett.* 61 (1988) 1127.
- [19] P. G. Radaelli, D. G. Hinks, A. W. Mitchell, B. A. Hunter, J. L. Wagner, B. Dabrowski, K. G. Vandervoort, H. K. Viswanathan, and J. D. Jorgensen, *Phys. Rev. B* 49 (1994) 4163.
- [20] J.-P. Locquet, J. Perret, J. Fompeyrine, E. Mächler, J. W. Seo, and G. Van Tendeloo, *Nature* 394 (1998) 453.
- [21] S. M. Loureiro, PhD thesis, 1997, Grenoble, France.
- [22] C. Chaillout, S.M. Loureiro, P. Toulemonde, J.J. Capponi, and M. Marezio, *Physica C* 282-287 (1997) 895.
- [23] P. Toulemonde, S. Le Floch, P. Bordet, J.J. Capponi, M. Mézouar, and P. Odier, *Supercond. Sci. Technol.* 13 (2000) 1129.
- [24] P. Bordet, S. Le Floch, C. Bougerol-Chaillout, A. Prat, B. Antérion, and M. Mézouar, *Physica C* 341-348 (2000) 577.
- [25] F. Licci, A. Gauzzi, M. Marezio, P. Radaelli, R. Masini, and C. Chaillout-Bougerol, *Physical Review B* 58 (1998) 15208.
- [26] J. Karpinski, S. M. Kazakov, M. Angst, A. Mironov, M. Mali, and J. Roos, *Phys. Rev. B* 64 (2001) 094518.
- [27] R. M. Hazen, C. T. Prewitt, R. J. Angel, N. L. Ross, L. W. Finger, C. G. Hadjidakis, D. R. Veblen, P. J. Heaney, P. H. Hor, R. L. Meng, Y. Y. Sun, Y. Q. Wang, Y. Y. Xue, Z. J. Huang, L. Gao, J. Bechtold, and C. W. Chu, *Phys. Rev. Lett.* 60 (1988) 1174.
- [28] J. M. Tarascon, Y. Le Page, P. Barboux, B. G. Bagley, L. H. Greene, W. R. McKinnon, G. W. Hull, M. Giroud, and D. M. Hwang, *Phys. Rev. B* 37 (1988) 9382.
- [29] P. Bordet, S. M. Loureiro, J. J. Capponi, and P. G. Radaelli, 17th European Crystallographic Meeting (1997).
- [30] P. Toulemonde, P. Odier, P. Bordet and S. Le Floch, submitted to *Physical Review B*.