

Zeeman levels with exotic field dependence in the high field phase of a $S = 1$ Heisenberg antiferromagnetic chain

M. Hagiwara¹, Z. Honda², K. Katsumata³, A. K. Kolezhuk^{4,5}, and H.-J. Mikeska⁴

¹*RIKEN(The Institute of Physical and Chemical Research), Wako, Saitama 351-0198, Japan*

²*Faculty of Engineering, Saitama University, Saitama 338-8570, Japan*

³*RIKEN Harima Institute, Mikazuki, Sayo, Hyogo 679-5148, Japan*

⁴*Institut für Theoretische Physik, Universität Hannover, Appelstraße 2, 30167, Hannover, Germany*

⁵*Institute of Magnetism, 36(B) Vernadskii avenue, 03142 Kiev, Ukraine*

(Dated: May 22, 2019)

We have performed electron spin resonance (ESR) measurements over a wide frequency and magnetic field range on a single crystal of the $S = 1$ quasi-one-dimensional Heisenberg antiferromagnet $\text{Ni}(\text{C}_5\text{H}_{14}\text{N}_2)_2\text{N}_3(\text{PF}_6)$. We observed gapped excitation branches above the critical field (H_c) where the Haldane gap closes. The results indicate that the ESR transitions from the ground state with a $q = \pi$ component are allowed at $H > H_c$. These branches are analyzed by a phenomenological field-theory using complex-field ϕ^4 model. A satisfactory agreement between experiment and theory is obtained.

PACS numbers: 76.50.+g, 75.10.Jm, 75.50.Ee

Recently, field induced phenomena in quantum spin systems have attracted considerable interest. These include, magnetization plateaus [1, 2, 3] and field induced long-range-order(LRO) [4, 5, 6]. Gapped one-dimensional (1D) spin systems subject to an external magnetic field which is strong enough to close the gap are driven into a new critical phase. When the system has XY or Heisenberg symmetry, the low energy physics of the critical phase is described by the Tomonaga-Luttinger liquid [7]. In this case, an elementary excitation is considered to be the particle-hole, namely spinon, excitation. The high energy physics which can not be described using this picture has been investigated quite recently both by experiments [8, 9, 10] and theories [11].

One-dimensional Heisenberg antiferromagnets (HAFs) with integer spin are typically gapped spin systems of this type and have a disordered spin liquid singlet ground

state [12]. The first excited state is a triplet and one of the triplet branches goes down in a magnetic field by Zeeman splitting and the gap closes at a critical magnetic field denoted by H_c . Then, a qualitatively new ground state emerges and magnetism recovers. Above H_c , we expect a field induced LRO to occur in quasi-1D integer-spin HAFs owing to interchain interaction. Field-induced LRO in the $S = 1$ quasi-1D HAF was found recently by specific heat measurements on a single crystal of $\text{Ni}(\text{C}_5\text{H}_{14}\text{N}_2)_2\text{N}_3(\text{PF}_6)$, abbreviated NDMAP [4, 5]. Figure 1 shows the magnetic field, H , versus temperature, T , phase diagram of NDMAP. The low- T and low- H region below the boundary corresponds to the Haldane disordered phase, while the region above the boundary represents the LRO phase in its respective field direction. The anisotropy observed in the phase boundary is explained qualitatively in Ref. 4 as due to the single-ion anisotropy. The critical fields in the present paper are defined as the ones extrapolated to $T = 0$.

Quite recently, inelastic neutron scattering (INS) experiments on NDMAP were performed and three distinct excitation branches were observed in the LRO phase above H_c for $H \parallel a$ (perpendicular to the chain) [9]. This observation is quite remarkable, because one expects two excitation branches from a conventional spin-wave theory. The branches were analyzed by a phenomenological field-theory [9] and a satisfactory agreement was obtained.

Electron spin resonance is one of the powerful methods to investigate magnetic excitations, especially at low energies with a much better energy resolution than INS. In Ref.13, we presented the results of ESR measurements on a single crystal of NDMAP and interpreted them as the coexistence of the one- and three-dimensional excitations above H_c , because no satisfactory description was available above H_c at that time.

In the present paper we study the ESR response of a

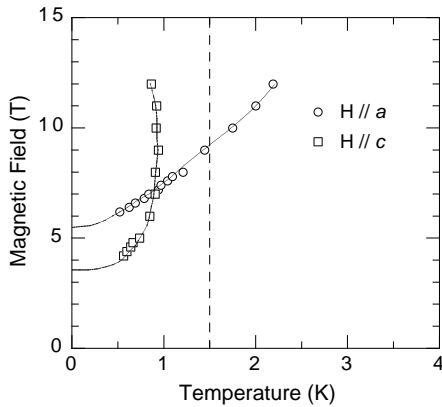


FIG. 1: The magnetic field versus temperature phase diagram of NDMAP; solid lines are guides to the eye. Figure from ref. [4]. The ESR measurements were performed along the dashed line.

single crystal of NDMAP with our new ESR spectrometer which covers the frequencies between 30 GHz and 700 GHz almost continuously. In the high-field regime, we observe a nontrivial field dependence of the resonance modes which is very different from that expected from a conventional spin-wave theory. We compare the experimental results with model calculations based on the field theory used in the analysis of the recent INS experiments [9], and obtain a good agreement with the theory.

First we summarize the crystal and magnetic properties of NDMAP. This compound crystallizes in the orthorhombic system (space group $Pnmn$) [14] with the lattice constants at room temperature $a = 18.046(6)\text{\AA}$, $b = 8.7050(12)\text{\AA}$, and $c = 6.139(2)\text{\AA}$. The Ni^{2+} ions are bridged by azido ions along the c axis making an anti-ferromagnetic chain along this direction. These chains are weakly coupled via intervening PF_6 counter anions. All the Ni sites in a chain are crystallographically equivalent, so that no staggered components of the magnetic moments are retained in the ground state below H_c .

From the analysis of the magnetic susceptibility data, the following values are obtained [4]: $J/k_B = 30.0\text{ K}$, $D/J = 0.3$, $g_{\parallel} = 2.10$ and $g_{\perp} = 2.17$, where J is the intrachain exchange interaction constant and g_{\parallel} and g_{\perp} are the g values parallel and perpendicular to the chain, respectively. From the INS measurements done on single crystals of deuterated NDMAP [15] the following parameters were determined: $J = 2.85\text{ meV} (= 33.1\text{ K})$, $J'_x = 3.5 \times 10^{-4}\text{ meV} (= 4.1 \times 10^{-3}\text{ K})$, $J'_y = 1.8 \times 10^{-3}\text{ meV} (= 2.1 \times 10^{-2}\text{ K})$ and $D = 0.70\text{ meV} (= 8.1\text{ K})$, where J'_x and J'_y are the interchain exchange interactions along the a and b axes, respectively.

The powder samples of NDMAP were synthesized by the method described in Ref. 14 and then the single crystals were grown from an aqueous solution of the powder samples. The ESR measurements were performed using a millimeter vector network analyzer with extensions up to about 700 GHz from the AB Millimeter, France and a superconducting magnet up to 16 T from the Oxford Instruments, UK. Compared to our previous ESR measurements, we have extended the frequency range and covered almost all the frequencies between 30 GHz and 700 GHz. We performed the ESR measurements in $H \parallel a$ and $H \parallel c$ geometries at the lowest temperature available with our spectrometer (1.5 K). As shown with a dashed line in Fig. 1, the external magnetic field of around 9 T for $H \parallel a$ brings the system into the LRO phase at 1.5 K.

Fig. 2 shows a typical example of ESR spectra observed for $H \parallel a$ and $H \parallel c$. The signal at about 13.5 T for $H \parallel a$ comes from the LRO phase.

In Fig. 3(a), the resonance frequencies for $H \parallel a$ as a function of magnetic field are shown with solid circles. We also plot with solid squares the gap energies obtained from the recent INS measurements at 30 mK [9]. In the figure, the vertical broken line and the vertical dotted

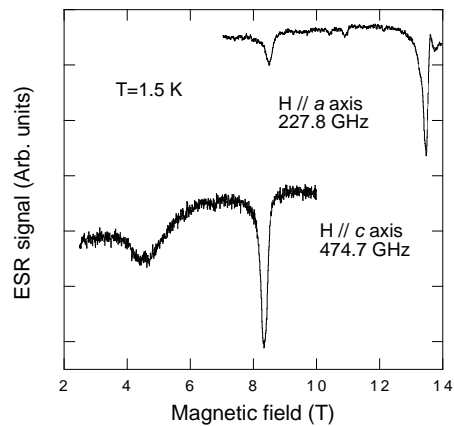


FIG. 2: An example of ESR spectra for $H \parallel a$ and $H \parallel c$ obtained at 1.5 K.

line denote the $T = 0$ critical field H_c and the boundary field H_{LRO} between the disordered and LRO phases at 1.5 K, respectively. It is obvious that the slope of the branches changes at H_c and not at H_{LRO} . It should be remarked that a similar change of slope was observed in the quasi-1D material NENC [8] and in the 3D weakly coupled dimer system TlCuCl_3 [10, 16]. The observed neutron data below H_c represent the magnon triplet split by the single ion anisotropy in the Haldane phase. Below H_c , only temperature-induced transitions between the magnon branches are allowed. Only one ESR line, corresponding to the transition between the lowest two branches, was observed near the critical field below H_c . Above H_c , three ESR lines were observed. Their positions coincide with the INS data for the gaps at $q = \pi$, confirming that they correspond to the transitions from the ground state. It is worthwhile to note that these lines appear at $H > H_c$ and not at $H > H_{\text{LRO}}$ as one would naively expect, and that there is no anomaly in the behavior of resonance lines at H_{LRO} . Indeed, the gap of the lowest magnon branch at $q = \pi$ closes at $H = H_c$ at any temperature, causing “condensation” of $q = \pi$ magnons into the ground state at $H > H_c$. The presence of staggered LRO can be interpreted as the coherent phase of the magnon condensate; this coherence gets destroyed above some critical temperature, but the weight of the $q = \pi$ component remains finite. The ground state thus has a finite $q = \pi$ component above H_c , which makes the ESR transitions from the ground state to the excited ones at $q = \pi$ possible.

Fig. 3(b) shows a frequency versus field plot for $H \parallel c$. As in the $H \parallel a$ case, we observed only one resonance line below H_c which corresponds to the temperature-induced transitions between the lowest two magnon branches. Above H_c , two ESR lines were observed. For this geometry, there is no LRO at 1.5 K, so that the measurements were conducted completely outside the LRO phase. One of the remarkable features in this figure is a

change in slope at about 7 T, far above the critical field $H_c \simeq 3.5$ T, resulting from an avoided crossing between the two branches (see below).

Now, we compare the experimental results with theoretical calculations using a field-theoretical model [9] similar to that proposed for dimerized $S = \frac{1}{2}$ chains in Ref. 17. It is a Ginzburg-Landau-type theory written in terms of a *complex* triplet field $\phi = \mathbf{A} + i\mathbf{B}$ which is assumed to be small, $|\phi| \ll 1$. The uniform and staggered magnetization are expressed through this field as $\mathbf{M} = (\phi^* \times \phi)$ and $\mathbf{L} = (\phi^* + \phi)(1 - |\phi|^2)$, respectively. The effective Lagrangian density in the continuum limit has the following form:

$$\begin{aligned} \mathcal{L} = & \hbar(\mathbf{A} \cdot \partial_t \mathbf{B} - \mathbf{B} \cdot \partial_t \mathbf{A}) - (1/2)v^2(\partial_x \mathbf{A})^2 \\ & - \sum_{\alpha} \{m_{\alpha} A_{\alpha}^2 + \tilde{m}_{\alpha} B_{\alpha}^2\} + 2\mathbf{H} \cdot (\mathbf{A} \times \mathbf{B}) \quad (1) \\ & - \lambda(\mathbf{A}^2)^2 - \lambda_1(\mathbf{A}^2 \mathbf{B}^2) - \lambda_2(\mathbf{A} \cdot \mathbf{B})^2. \end{aligned}$$

This model, though derived for dimerized $S = \frac{1}{2}$ chains, may also be used for other gapped 1D systems which are in the same universality class, particularly for $S = 1$ Haldane chains. In this case, the quantities m_{α} , \tilde{m}_{α} , and λ_i should then be treated as phenomenological parameters; the direct microscopic justification of this model for $S = 1$ chains is the subject of ongoing work. The spatial derivatives of \mathbf{B} are omitted in (1) because they appear only in terms which are of the fourth order in \mathbf{A} and \mathbf{B} . By integrating out the “slave” \mathbf{B} -field one obtains an effective real-field φ^4 -type theory similar to that of Affleck [18]; actually, Affleck’s theory may be viewed as a special case of (1) with isotropic $\tilde{m}_{\alpha} = \tilde{m}$ and with simplified interaction term $\lambda_{1,2} = 0$. Another special case $m_{\alpha} = \tilde{m}_{\alpha}$ leads to the spectra which for $H < H_c$ exactly coincide with those obtained in the approach of Tsvelik [19] who has proposed an effective theory involving three massive Majorana fields, and also with the perturbative formulas of Refs. 20. If one additionally assumes the simplified interaction potential $\lambda_{1,2} = 0$, the theory becomes equivalent to that of Mitra and Halperin [21] who postulated a bosonic Lagrangian to match Tsvelik’s results for the field dependence of the gaps below H_c .

The solid lines in Figs. 3(a) and (b) represent the best fit of the calculated energy gaps at $q = \pi$ to the experimental data. This fit is obtained using the following set of model parameters (all values in meV): $m_a = 0.5$, $m_b = 0.8$, $m_c = 5.29$, $\tilde{m}_a = 0.353$, $\tilde{m}_b = 0.342$, $\tilde{m}_c = 0.647$, $\lambda = 1$, $\lambda_1 = -\lambda_2 = 0.13$. We obviously see a change in slope of each excited branch and re-opening the energy gap of the lowest branch at H_c . Below $H_c \simeq 5.5$ T in Fig. 3(a), three excitation branches are in a good agreement with the neutron data. The ESR transitions from the ground to the excited states at $q = \pi$ are forbidden because no staggered component exists in the ground state of this compound. In both figures, the ESR resonance points only appear near H_c ,

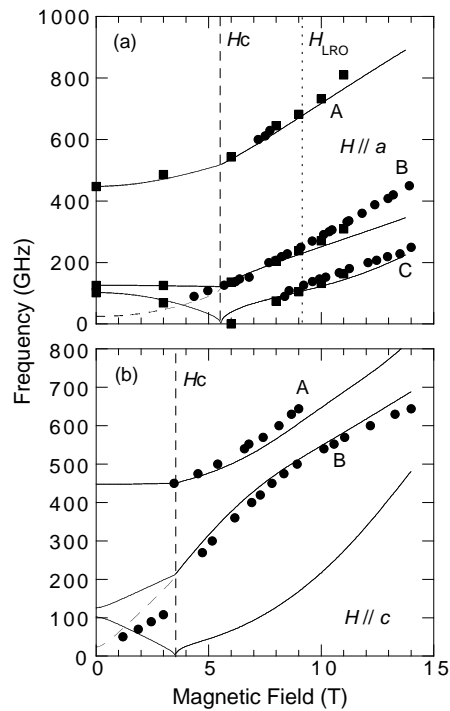


FIG. 3: The ESR resonance fields are plotted with solid circles in the frequency versus magnetic field plane for (a) $H \parallel a$ (the field perpendicular to the chain) and (b) $H \parallel c$ (the field parallel to the chain), respectively. The broken vertical line is the critical field H_c at $T = 0$ K. The solid lines are fits based on the field-theoretical approach. The thin broken line below H_c denotes transition between the lowest two excited states. In the upper panel, the solid squares are taken from the neutron inelastic measurements[9] at the wave vector $q = \pi$. The dotted vertical line denotes the boundary between the disordered and the LRO phases at $T = 1.5$ K (see Fig. 1).

because these correspond to the transition between the excited states and the intensity is related to the population of the excited states at 1.5 K. The thin broken line in each figure indicates the transition between the lowest two magnon branches at $q = \pi$. For those temperature-induced transitions, the agreement between experiment and calculation is satisfactory for $H \parallel a$ and is not good for $H \parallel c$. Above H_c , the calculated branches are close to the experimental data near H_c , but deviate from them at high fields. This is probably because the theory is applicable only for the state with a small staggered order and thus only for fields which are not too far above H_c .

In these calculations, we have taken into account the tilting of the crystal field axis of the Ni^{2+} ions from the crystallographic c axis. The tilting angle is 15.9° . In Fig. 3(b), a change in slope at about 7 T observed in the A and B branches are reproduced in the calculation. Because of the tilting of the crystal field axis, the external magnetic field applied parallel to the c axis mixes the wave functions of A and B branches. The origin of this change in slope is different from that of the changes

visible near the critical field. For $H \parallel c$, we did not observe ESR signals corresponding to the lowest calculated mode above H_c . Also, as already mentioned, the observed ESR line below H_c in Fig. 3(b) largely deviates from the expected thin broken line, although a satisfactory agreement is obtained for $H \parallel a$. The reasons for this discrepancy in the $H \parallel c$ geometry are not clear at present, although one should note that the measurements for $H \parallel c$ were conducted well outside the LRO phase, and the theoretical calculations were done for the ordered system at $T = 0$. Since the anisotropy in the ab plane is rather weak, one may speculate that thermal fluctuations restore the in-plane rotation symmetry, making the lowest gap zero.

Remarkably, the observed field dependence of the ESR modes for both geometries is very different from that expected from a conventional spin-wave theory. Indeed, in a conventional (classical) antiferromagnet with easy-plane anisotropy D and external magnetic field H applied in the easy plane, there are two resonance modes with the energies $\varepsilon_1 = g\mu_B H$ and $\varepsilon_2 = 2S\sqrt{2DJ}$. For H perpendicular to the easy plane, one would classically expect to see one field-dependent resonance mode with the energy $\varepsilon'_2 = \sqrt{(g\mu_B H)^2 + \varepsilon_2^2}$, the energy of the other mode being zero. We have observed completely different behaviors above H_c for both directions: in the $H \parallel a$ case (in-plane geometry) the energies of all modes increase approximately linearly with field, and for $H \parallel c$, we observe the (avoided) crossing of two modes whose energies behave roughly as $g\mu_B H$ and $2g\mu_B H$.

In conclusion, we have performed ESR measurements on a single crystal of the $S=1$ quasi-one-dimensional Heisenberg antiferromagnet NDMAP and observed ESR spectra corresponding to the gapped state above the critical field where the Haldane gap closes. For $H \parallel a$ (H perpendicular to the chain) our ESR data above H_c , taken at $T = 1.5$ K, agree very well with those from inelastic neutron scattering [9] obtained at much lower temperature, and the observed resonances are not affected by the boundary of the long-range-ordered phase at $H \simeq 9$ T. For $H \parallel c$ (H parallel to the chain), we observed a change in slope of the ESR line resulting from an avoided crossing between the two modes having non-trivial slopes H and $2H$. In general, the observed field dependence of the magnon modes for both geometries $H \parallel a$ and $H \parallel c$ is very different from that expected from a conventional spin-wave theory. Model calculations based on the phenomenological field-theoretical approach have reproduced all the features of the observation and a satisfactory quantitative agreement between theory and experiment is obtained.

Acknowledgments.— We would like to thank A. Zheludev for enlightening discussions. This work was in part supported by the Molecular Ensemble research program

from RIKEN and the Grant-in-Aid for Scientific Research on Priority Areas(B): Field-Induced New Quantum Phenomena in Magnetic Systems (No.13130203) from the Japanese Ministry of Education, Culture, Sports, Science and Technology, and by the Grant I/75895 “Low-dimensional magnets in high magnetic fields” from Volkswagen-Stiftung.

-
- [1] Y. Narumi, M. Hagiwara, R. Sato, K. Kindo, H. Nakano, and M. Takahashi, *Physica B* **246**, 509 (1998).
 - [2] W. Shiramura, K. Takatsu, B. Kurniawan, H. Tanaka, H. Uekusa, Y. Ohashi, K. Takizawa, H. Mitamura, and T. Goto, *J. Phys. Soc. Jpn.* **67**, 1548 (1998).
 - [3] H. Kageyama, K. Yoshimura, R. Stern, N. V. Mushnikov, K. Onizuka, M. Kato, K. Kosuge, C. P. Slichter, T. Goto and Y. Ueda, *Phys. Rev. Lett.* **82**, 3168 (1999).
 - [4] Z. Honda, H. Asakawa and K. Katsumata, *Phys. Rev. Lett.* **81**, 2566 (1998).
 - [5] Z. Honda, K. Katsumata, Y. Nishiyama, and I. Harada, *Phys. Rev. B* **63**, 064420 (2001).
 - [6] Y. Chen, Z. Honda, A. Zheludev, C. Broholm, K. Katsumata, and S. M. Shapiro, *Phys. Rev. Lett.* **86**, 1618 (2001).
 - [7] R. Chitra and T. Giamarchi, *Phys. Rev. B* **55**, 5816 (1997).
 - [8] M. Orendáč, S. Zvyagin, A. Orendáčová, M. Sieling, B. Lüthi, A. Feher, and M. W. Meisel, *Phys. Rev. B* **60**, 4170 (1999).
 - [9] A. Zheludev, Z. Honda, C. L. Broholm, K. Katsumata, S. Shapiro, A. Kolezhuk, S. Park, and Y. Qiu, *cond-mat/0301424* (2003).
 - [10] Ch. Rüegg, N. Cavadini, A. Furrer, K. Krämer, H. U. Güdel, P. Vordewisch, and H. Mutka, *Appl. Phys. A* **74**, S840 (2002).
 - [11] A. K. Kolezhuk and H.-J. Mikeska, *Phys. Rev. B* **65**, 014413 (2002); *Prog. Theor. Phys. Suppl.* No.145, 85 (2002).
 - [12] F. D. M. Haldane, *Phys. Lett. A* **93**, 464 (1983); *Phys. Rev. B* **25**, 4925 (1982).
 - [13] Z. Honda, K. Katsumata, M. Hagiwara, and M. Tokunaga, *Phys. Rev. B* **60**, 9272 (1999).
 - [14] M. Monfort, J. Ribas, X. Solans, and M. F. Bardia, *Inorg. Chem.* **35**, 7633 (1996).
 - [15] A. Zheludev, Y. Chen, C. L. Broholm, Z. Honda, and K. Katsumata, *Phys. Rev. B* **63**, 104410 (2001).
 - [16] M. Matsumoto, B. Normand, T. M. Rice, and M. Sigrist, *Phys. Rev. Lett.* **89**, 077203 (2002).
 - [17] A. K. Kolezhuk, *Phys. Rev. B* **53**, 318 (1996).
 - [18] I. Affleck, *Phys. Rev. B* **41**, 6697 (1990); *Phys. Rev. B* **43**, 3215 (1991).
 - [19] A. M. Tsvelik, *Phys. Rev. B* **42**, 10499 (1990).
 - [20] O. Golinelli, Th. Jolicœur and R. Lacaze, *Phys. Rev. B* **45**, 9798 (1992); *J. Phys.: Condens. Matter* **5**, 7847 (1993); L.-P. Regnault, I. A. Zaliznyak, and S. V. Meshkov, *J. Phys: Condens. Matter* **5**, L677 (1993).
 - [21] P. P. Mitra and B. I. Halperin, *Phys. Rev. Lett.* **72**, 912 (1994).