

# Monte Carlo critical isotherms for Ising lattices

J.G. GARCÍA and J.A. GONZALO

*Departamento de Física de Materiales, Universidad Autónoma de Madrid - Cantoblanco, 28049 Madrid, Spain.*

PACS. 64.60.-i – General studies of phase transitions.

PACS. 64.60.Fr – Equilibrium properties near critical points, critical exponents.

PACS. 64.60.Cn – Order-disorder transformations; statistical mechanics of model systems .

**Abstract.** – Monte Carlo investigations of magnetization versus field,  $M_c(H)$ , at the critical temperature provide direct accurate results on the critical exponent  $\delta^{-1}$  for one, two, three and four-dimensional lattices:  $\delta_{1D}^{-1}=0$ ,  $\delta_{2D}^{-1}=0.0666(2)\simeq 1/15$ ,  $\delta_{3D}^{-1}=0.1997(4)\simeq 1/5$ ,  $\delta_{4D}^{-1}=0.332(5)\simeq 1/3$ . This type of Monte Carlo data on  $\delta$ , which is not easily found in studies of Ising lattices in the current literature, as far as we know, defines extremely well the numerical value of this exponent within very stringent limits.

*Introduction.* – The spin-1/2 Ising model [1] has been a remarkably succesful model of a short-range interacting system to study phase transitions in magnetic, order-disorder, ferroelectric systems, etc. In this model, the spin variable  $s_i$  is allowed to take values  $\pm 1$  on each lattice site. The Hamiltonian that rules the interaction between the spins has the following form

$$\mathcal{H} = -J \sum_{\langle ij \rangle} s_i s_j - H \sum_i s_i \quad (1)$$

The phase transition of the system results as a consequence of the cooperative behavior of the spins determined by the first term of this hamiltonian, where  $J$  is the exchange energy. The second term contains the magnetic field  $H$ , which also influences the ordering of the spins.

The critical exponents of the Ising universality class have been extensively investigated for a long time by various methods, High (HT) and Low Temperature (LT) expansions, Monte Carlo (MC) simulations, Field Theoretical (FT) methods, etc. In particular, near the critical point  $T \rightarrow T_c$  and  $H \rightarrow 0$ , the susceptibility ( $\chi$ ) exponent ( $\gamma = \partial \log \chi^{-1} / \partial \log |T - T_c|$ ), the correlation length ( $\xi$ ) exponent ( $\nu = \partial \log \xi^{-1} / \partial \log |T - T_c|$ ), the pair correlation function [ $\Gamma(r)$ ] exponent  $\eta$  (where  $\Gamma(r) \sim 1/r^{d-2+\eta}$ ), the specific heat exponent ( $\alpha = \partial \log C^{-1} / \partial \log |T - T_c|$ ), and the spontaneous magnetization exponent ( $\beta = \partial \log M / \partial \log |T - T_c|$ ) have been repeatedly investigated by MC methods, but no direct MC investigations of the critical isotherm exponent ( $\delta = \partial \log H / \partial \log M$ ) have been published, as far as we know.

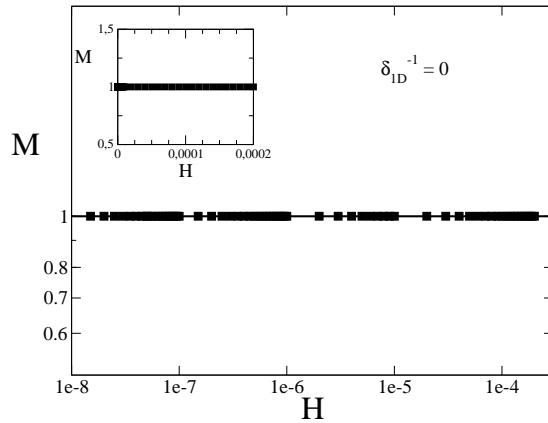


Fig. 1 – Magnetization ( $M$ ) vs. field ( $H$ ) at  $T=T_c=0$  for a one-dimensional ( $d=1$ ) Ising chain. The invariant magnetization confirms the expected  $\delta_{1D}^{-1}=0$  value for the critical exponent.

*Monte Carlo Method.* – The determination of the critical exponent  $\delta$  from Monte Carlo data at the critical isotherm,  $M_c(H)$  at  $T = T_c$ , was made in such a way as to minimize (1) finite size effects, appearing only at  $H$  very close to zero, and (2) saturation effects, appearing at the opposite end of the sets of data, i.e. at  $H$  away from zero, when the power law  $M \sim H^{1/\delta}$  loses its validity.

Relatively large lattices (of the order of  $10^6$  spins or more) with periodic boundary conditions and very closely spaced field intervals ( $\Delta H \sim 0.0005$ ) were used to approach the critical point.

In order to confirm the value of the critical temperature for each dimensionality,  $M_s(T)$  was first determined by means of a Wolff [2] (modified Swendsen-Wang [3]) algorithm. However,  $M_c(H)$  was studied with a standard Metropolis [4] algorithm which produces an excellent local and global thermalization of the whole lattice for one single temperature (in our case always  $T = T_c$ ). In all cases, 100,000 Monte Carlo steps were used in order to insure good thermal equilibrium, and 20,000 states were considered in the partition function at each temperature / field.

It is easy to understand that our Metropolis algorithm, modified for studying the evolution of magnetization with magnetic field, is sufficient to investigate  $\delta$ . When we make calculations modifying  $H$  by very small amounts one would not expect too large changes in the fluctuations, making it unnecessary to use modified clusters algorithms, which get statistically more independent states for the evolution with temperature, as it is well known. In any case, the good quality of the results shown below, obtained with the Metropolis algorithm, speak for themselves.

The  $M_c(H)$  data allow the direct determination of  $\delta^{-1}$  from log-log plots of  $M$  vs.  $H$  at  $T = T_c$ .

*One-dimensional Ising critical isotherm.* – The one-dimensional case is the easiest of all to be considered because the critical temperature is exactly zero (there is no real phase transition). In Figure 1, we show that the smallest non-zero value of the magnetic field  $H$  make the whole lattice turn in the same direction, perfectly ordered, keeping the magnetization at the maximum value ( $M=1$ ) all the way.

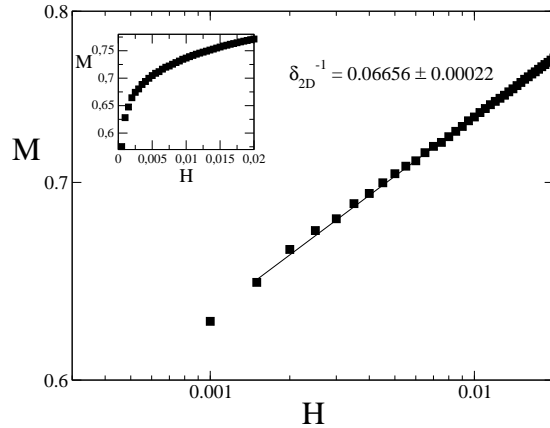


Fig. 2 – Magnetization ( $M$ ) vs. field ( $H$ ) at  $T=T_c=2.269185314213$  for a two-dimensional ( $d=2$ ) Ising squared monolayer. The slope gives the  $\delta_{2D}^{-1}=0.0666(2)$  value for the critical isotherm exponent.

*Two-dimensional Ising critical isotherm.* – In 1944, Onsager [5] performed the calculation of the exact partition function of the two-dimensional Ising model in zero field. However, the same problem in a magnetic field remain unsolved although we can study their behavior numerically. In Figure 2, numerical Monte Carlo  $M_c(H)$  data allow the direct determination of  $\delta_{2D}^{-1}=0.0666(2)$  from log-log plots of  $M$  vs.  $H$  at  $T=T_c=2.269185314213$ .

*Three-dimensional Ising critical isotherm.* – The Ising criticality for dimension  $d=3$  has been studied using several theoretical approaches (including MC simulations) that have resulted in an (almost complete) set of safe estimates of the critical exponents. Some exponents like  $\gamma$  or  $\beta$  have received special attention and their best estimates have been summarized [6] as  $\gamma_{3D}\simeq 1.2372(5)$  and  $\beta_{3D}\simeq 0.3265(3)$ . However, in the case of the critical exponent  $\delta_{3D}$ , there is no direct MC measure of its value and the currently accepted estimate have been determined using the scaling relation  $\gamma=\beta(\delta-1)$  resulting in a value of  $\delta_{3D}=4.789(2)$ .

As it is shown in Figure 3, our Monte Carlo  $M_c(H)$  data allow the determination of  $\delta_{3D}^{-1}=0.1997(4)$  from log-log plots of  $M$  vs.  $H$  at the currently accepted value [7] of the critical temperature  $T=T_c=4.511523785$ . Note that this direct value of the critical exponent  $\delta_{3D}\simeq 5$  is appreciably different from the actual [6] estimated value 4.789(2).

*Four-dimensional Ising critical isotherm.* – It is important to note at this point, that for dimensions  $d\geq 4$  the exponents of the Ising model become the same and take the corresponding mean-field values [8]. These exponents suddenly lock into a set of values that become independent of the dimensionality.

In Figure 4, our Monte Carlo  $M_c(H)$  data allow the determination of  $\delta_{4D}^{-1}=0.332(5)$  from log-log plots of  $M$  vs.  $H$  at the currently accepted value [9] of the critical temperature  $T=T_c=6.68029(9)$ . It must be noted that finite size effects begin to be observable just at  $H\leq 0.001$  for the particular lattice size used.

*Concluding remarks.* – Table I summarizes our results for Ising systems ( $1\leq d\leq 4$ ) showing excellent agreement between our MC results for  $\delta$  and the respective integer values  $\delta(d)$  indicated.

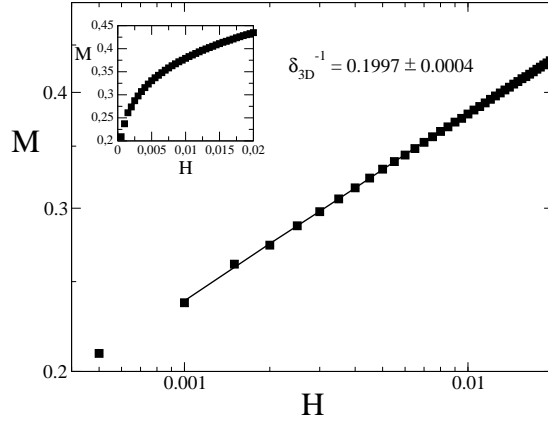


Fig. 3 – Magnetization ( $M$ ) vs. field ( $H$ ) at  $T=T_c=4.511523785$  for a three-dimensional ( $d=3$ ) Ising cube. The slope gives the  $\delta_{3D}^{-1}=0.1997(4)$  value for the critical exponent.

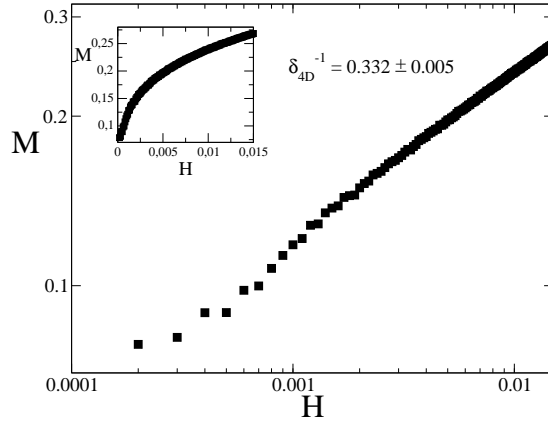


Fig. 4 – Magnetization ( $M$ ) vs. field ( $H$ ) at  $T=T_c=6.68029$  for a four-dimensional ( $d=4$ ) Ising hypercube. The slope gives the  $\delta_{4D}^{-1}=0.332(5)$  value for the critical exponent.

TABLE I – Numerical values for transition temperature ( $T_c$ ) and critical isotherm exponent ( $\delta_{MC}^{-1}$ ) for Ising systems with  $1 \leq d \leq 4$ . \* Note that the value for  $d=3$  is appreciably different from the currently accepted value  $\delta_{3D}=4.789(2)$  [6].

$d$	1	2	3	4
$T_c$	0	2.269185314213	4.511523785	6.68029
$\delta_{MC}^{-1}$	0	0.0666(2)	0.1997(4)	0.332(5)
$\delta(d)$	$\infty$	15	5*	3

*Acknowledgments.* – We specially acknowledge helpful comments and software by M.I. Marqués. Support from the Spanish DGICYT through Grant Number BFM2000-0032 is gratefully acknowledged.

## REFERENCES

- [1] J.M. YEOMANS, *Statistical Mechanics of Phase Transitions* (Oxford University Press) 1992.
- [2] U. WOLFF, *Phys. Rev. Lett.*, **62** (1989) 361.
- [3] R.H. SWENDSEN and J.S. WANG, *Phys. Rev. Lett.*, **58** (1987) 86.
- [4] N. METROPOLIS, A.W. ROSENBLUTH, M.N. ROSENBLUTH, A.H. TELLER and E. TELLER, *J. Chem. Phys.*, **21** (1953) 1087.
- [5] L. ONSAGER, *Phys. Rev.*, **65** (1944) 117.
- [6] A. PELISSETTO and E. VICARI, *Phys. Rep.*, **368** (2002) 549-727.
- [7] H.W.J. BLÖTE, L.N. SHCHUR AND A.L. TALAPOV, *Int. J. Mod. Phys. C*, **10** (1999) 137.
- [8] J.A. GONZALO, *Effective Field Approach to Phase Transitions and some Applications to Ferroelectrics* (World Scientific, Singapore) 1991.
- [9] D. STAUFFER and J. ADLER, *Int. J. of Mod. Phys. C, Vol. 8*, **2** (1997) 263-267.