

Local quantum criticality in condensed fermions on optical lattices

M. Rigol and A. Muramatsu
 Institut für Theoretische Physik III, Universität Stuttgart,
 Pfaffenwaldring 57, D-70550 Stuttgart, Germany.

G.G. Batrouni
 Institut Non-Linéaire de Nice, Université de Nice (Sophia Antipolis),
 1361 route des Lucioles, 06560 Valbonne, France

R.T. Scalettar
 Physics Department, University of California, Davis, CA 95616

Using quantum Monte Carlo simulations, we show that the one-dimensional fermionic Hubbard model in a harmonic potential displays quantum critical behavior at the boundaries of a Mott-insulating region. A local compressibility defined to characterize the Mott-insulating phase has a non-trivial critical exponent. Both the local compressibility and the variance of the local density show universality with respect to the confining potential. We determine a generic phase diagram, that allows the prediction of the phases to be observed in experiments with ultracold fermionic atoms trapped on optical lattices.

PACS numbers: 03.75.Ss, 05.30.Fk, 71.30.+h

The Mott metal-insulator transition (MIT), a paradigm of strong correlations, was recently realized in ultracold atoms confined on an optical lattice [1]. Due to the fact that the atoms interact only via a contact potential, this system constitutes the most direct experimental realization of the Hubbard model which is the prototype generally used to study the MIT. Whereas optical lattices contain bosonic atoms, recent progress in cooling techniques allow fermionic systems to go well below the degeneracy temperature [2, 3], such that even superfluidity appears within reach [4]. It is therefore, to be expected that soon a fermionic MIT will be realized on an optical lattice, offering the possibility to confront in a controlled way our knowledge of the MIT in solid-state systems, without extrinsic effects always present there. This possibility is especially important since the MIT is not only a long standing problem in condensed matter physics, but has also received renewed attention in recent years due to its different manifestations in a number of transition metal oxides, the most prominent being high temperature superconductors [5].

Motivated by the possibility of such crossfertilization, we performed QMC simulations for the ground-state of a one-dimensional Hubbard model with a harmonic potential, as in experiments with ultracold atoms, confining spin 1/2 fermions. The one-dimensional case was chosen since in one dimension, the quantum critical properties for the unconfined system are well characterized by the Bethe Ansatz solution where, in particular, the global compressibility $\kappa(n) = \partial n / \partial \mu$ diverges as n^{-1} , where $n = 1/\lambda$, and n is the expectation value of the density [6]. However, as shown theoretically [7] and numerically [8], in the presence of a confining potential the Mott-insulating phase is restricted to a domain that coexists with a compressible phase. This is in contrast to the global character typical of solid state systems. We show

in this Letter, that a properly defined local compressibility displays critical behavior on approaching the edges of the Mott-insulating phase, revealing a new critical exponent. Furthermore, it is shown that both the variance of the local density $\langle n_i^2 \rangle - \langle n_i \rangle^2$, and the local compressibility as functions of the local density n_i , are independent of the confining potential for $n_i \neq 1$. The exponents are also universal with respect to the strength of the interaction.

The Hamiltonian studied is as follows:

$$H = \sum_{ij} t_{ij} \sum_{\sigma} c_{i\sigma}^{\dagger} c_{j\sigma} + \sum_i \epsilon_i n_i + U \sum_i n_{i\uparrow} n_{i\downarrow} + \frac{2}{N} \sum_i V_i \sum_{\sigma} n_{i\sigma} \quad (1)$$

where $c_{i\sigma}^{\dagger}$ and $c_{i\sigma}$ are creation and annihilation operators, respectively, for a fermion on site i with spin $\sigma = \uparrow, \downarrow$. The local density per spin is $n_{i\sigma} = c_{i\sigma}^{\dagger} c_{i\sigma}$. The contact interaction is repulsive ($U > 0$) and the last term models the potential of the magneto-optic trap, in general considered harmonic ($V = 2$). The QMC simulations were performed using a projector algorithm [9, 10, 11, 12], which applies $\exp(-H\tau)$ to a trial wavefunction (in our case the solution for $U = 0$). A projector parameter $\tau = 20/t$ suffices to reach well converged values of the observables discussed here. A time slice of $\tau = 0.05/t$ was used in general.

Figure 1 shows density profiles along a harmonic trap for different fillings such that the system goes from an entirely metallic phase to a phase with insulating regions due to full occupancy of the sites, coexisting with metallic regions. Intervening phases with metallic and Mott-insulating domains can be seen. Although it is natural to identify the regions with a flat density profile as insulating phases, the global compressibility used in unconfined

system's is not a useful order parameter. A first quantity that can be used instead is the variance of the site density n_i , since on entering the Mott-insulating region a suppression of double occupancy should occur, leading to a decrease of the variance.

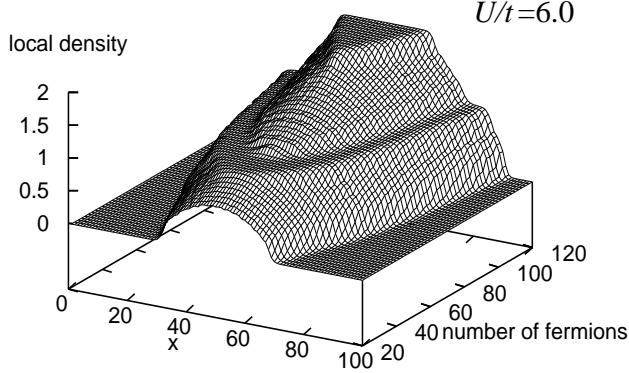


FIG. 1: Density profiles along the trap for different fillings. Flat terraces are the Mott-insulating regions.

Figure 2 (a) shows three characteristic density profiles. In all of them, $U/t = 6$ but depending on the filling and strength of the potential V_2 , we obtain (i) an approximately parabolic density profile, indicating that the whole system is in a metallic phase. (ii) Increasing the number of particles, a Mott-plateau develops in the center of the system, and finally, (iii) with still a higher filling, a new metallic phase develops in the center of the plateau. The potential V_2 was varied in order to obtain well developed phases. The corresponding profiles for the variance are shown in Fig. 2 (b). In general, a suppression of the variance is present in the regions where the density profile shows a plateau. However, although the variance in the region with $n_i = 1$ is lower than in the regions surrounding it, it does not vanish. Therefore, while the decrease of n_i is a signature for the Mott-insulating phase, still a clearer distinction is needed. For this purpose we introduce a local compressibility defined as follows:

$$\chi_l = \frac{1}{l(U)} \sum_{i,j} \langle n_i n_j \rangle - \langle n_i \rangle \langle n_j \rangle \quad (2)$$

where $\langle n_i n_j \rangle$ is the density-density correlation function. We take the length scale $l(U) \propto b(U)$, where $b(U)$ is the correlation length given by $\langle n_i n_j \rangle$ in the unconfined system at half filling for the given value of U . The value of b is such that χ_l becomes insensitive to the value chosen. In general we have $b \approx 5-10$, with $b(U) \propto a$ (a is the lattice constant) for the values of U used here. The local compressibility thus gives the response to a constant shift of the potential over a finite range but over distances larger than the correlation length in the periodic, unconfined system. If a region is in a Mott-insulating phase, and hence incompressible, this should be reflected in χ_l . Figure 2 (c) shows the profile along the trap of χ_l , where

the compressibility becomes zero in the outlying regions, where no particles are present and also where a Mott plateau is present. Therefore, the local compressibility defined here serves as a genuine local order parameter to describe the insulating regions that coexist, in general, with a surrounding metallic zone or even with metallic intrusions.

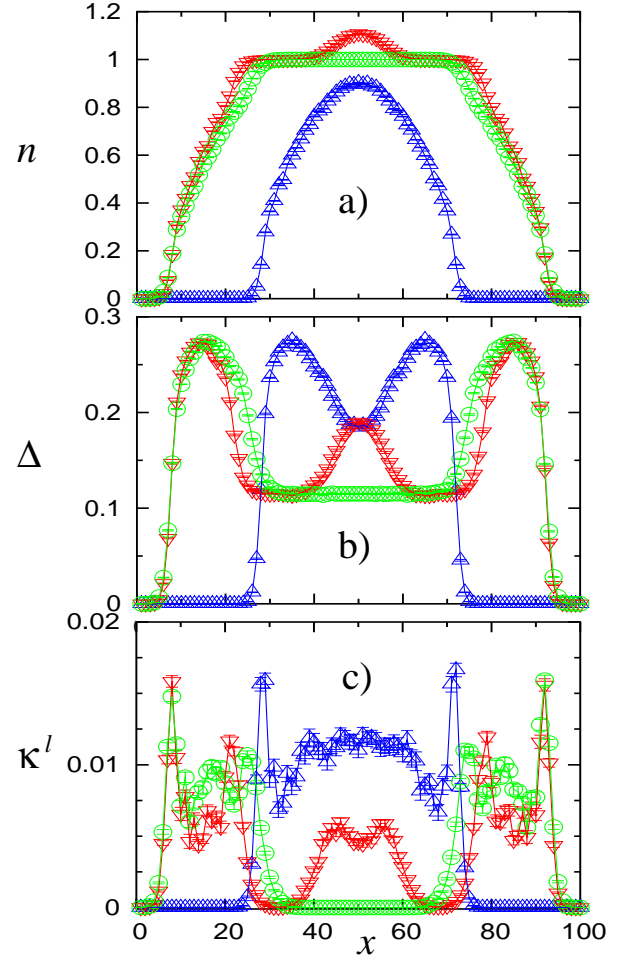


FIG. 2: (a) Density profiles for (blue) $N_f = 30$ fermions, $U = 6t$ and $V_2 = 15t$, (red) $N_f = 70$ fermions, $U = 6t$ and $V_2 = 6.25t$, and (green) $N_f = 74$ fermions, $U = 6t$ and $V_2 = 7t$. (b) Variance of the local density (c) Local compressibility χ_l as defined in eq. (2).

Now that phases can be characterized quantitatively, we concentrate on the regions where the system goes from one phase to another. Criticality can arise, despite the microscopic spatial size, due to the extension in imaginary time that reaches a thermodynamic limit at $T = 0$, very much like the case of the single impurity Kondo problem [13]. Recent experiments leading to a Mott transition [1] consider a system with linear dimension $\approx 65a$, i.e. still in this microscopic range. An intriguing future question, for both theory and experiment, will be the role of spatial dimension in the critical behavior of systems in the thermodynamic limit.

Figure 3 shows the local compressibility χ_l vs. n for $\beta \rightarrow 0$ in a double logarithmic plot. A power law $\chi_l \propto (1-n)^{-\phi}$ is obtained, with $\phi < 1$, such that a divergence results in its derivative with respect to n , showing that critical fluctuations are present in this region. Since the QMC

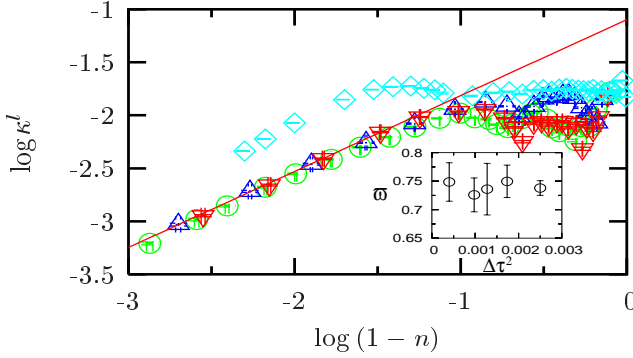


FIG. 3: The local compressibility χ_l vs. n for $\beta \rightarrow 0$ for (4) $N_f = 70$ fermions, $U = 8t$ and $V_2 = 6.25t$; (5) $N_f = 70$, $U = 6t$ and $V_2 = 6.25t$; () $N_f = 72$, $U = 6t$ and a quartic potential with $V_4 = 6.25t$; () unconfinned periodic system with $U = 6t$. Inset: Dependence of the critical exponent ϕ on $\Delta\tau^2$.

simulation is affected by systematic errors due to discretization in imaginary time, it is important to consider the limit $\beta \rightarrow 0$ in determining the critical exponent. The inset in Fig. 3 shows such an extrapolation leading to $\phi \approx 0.68 \pm 0.078$. At this point we should remark that the presence of the harmonic potential allows the determination of the density dependence of various quantities with unprecedented detail on feasible system sizes as opposed to unconfinned periodic systems, where system sizes with 10^3 – 10^4 sites would be necessary to allow for similar variations in density. In addition to the power law behavior, Fig. 3 shows that for $\beta \rightarrow 0$, the local compressibility of systems with a harmonic potential but different strengths of the interaction or even with a quartic confining potential, collapse on the same curve. Hence, universal behavior as expected for critical phenomena is observed also in this case. This fact is particularly important with regard to experiments, since it implies that the observation of criticality should be possible for realistic confining potentials. However, Fig. 3 shows also that the unconfinned case departs from all the others. Up to the largest systems we simulated (400 sites), we observe an increasing slope rather than the power law of the confined systems.

Having shown that the local compressibility displays universality on approaching a Mott-insulating region, we consider the variance as a function of the density n for various values of U and different confining potentials. Figure 4 shows Δ vs. n for a variety of systems, where not only the number of particles and the size of the system are changed, but also different forms of the confining potential were used. Here we considered a harmonic potential, a quartic one, and a superposition of a harmonic, a cubic

and a quartic one, such that even reflection symmetry across the center of the system is broken. It appears at first glance that the data can only be distinguished by the strength of the interaction U , showing that the variance is rather insensitive to the form of the potential. The different insets, however, show that a close examination leads to the conclusion that only near $n = 1$ and only in the situations where at $n = 1$ a Mott-insulator exists, universality sets in. The inset for n around 0.6 and

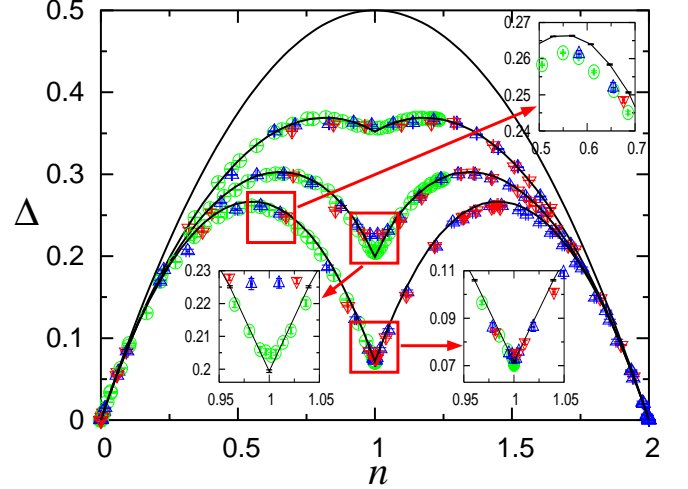


FIG. 4: a) Variance Δ vs. n for () harmonic potential $V_2 = 6.25t$ with $N = 100$; (4) quartic potential $V_4 = 15.82t$ with $N = 150$; (5) harmonic potential $V_2 = 10t$ + cubic $V_3 = 2.5t$ + quartic $V_4 = 7.5t$ with $N = 50$; and (full line) unconfinned periodic potential with $N = 102$ sites. The highest full line corresponds to $U = 0$. The other curves correspond from top to bottom to $U/t = 2; 4; 8$. For a discussion of the insets, see text.

$U = 8t$, shows that the unconfinned system has different variance from the others albeit very close on a raw scale. This difference is well beyond the error bars. Also the inset around $n = 1$ and for $U = 4t$, shows that systems that do not form a Mott-insulating phase in spite of reaching a density $n = 1$, have a different variance from those having a Mott-insulator. The largest departures are observed for non-harmonic potentials, but we stress that for the harmonic one also a deviation beyond the statistical errors is observed. Only the case where all systems have a Mott-insulating phase at $n = 1$ ($U = 8t$), shows universal behavior independent of the potential, a universality that encompasses also the unconfinned systems. For the unconfinned system, the behavior of the variance can be examined with Bethe-Ansatz [14] in the limit $\beta \rightarrow 0$. In this limit and to leading order in $1/N$, the ground state energy is given by [15] $E_0(\mu) = N E_0(\mu = 0) + N \mu^2 / 2$, such that the double occupancy, which can be obtained as the derivative of the ground-state energy with respect to U , will also converge as $N \rightarrow \infty$ towards its value at half-filling. Such behavior is also obtained in our case as shown by the inset at $n = 1$ ($U = 8t$) in Fig. 4. Detailed data for the variance close to $n = 1$ will be presented elsewhere.

