

Theoretical Description of nearly discontinuous transition in Pauli-limited superconductors

Hiroto Adachi¹, Shigeru Koikegami², and Ryusuke Ikeda¹

¹*Department of Physics, Kyoto University, Kyoto 606-8502, Japan*

²*Nanoelectronics Research Institute, AIST Tsukuba Central 2, 305-8568, Japan*

(Dated: February 7, 2020)

Based on a theoretical argument and Monte Carlo simulations of a Ginzburg-Landau model derived microscopically, it is argued that, in type-II superconductors where *both* the paramagnetic and orbital depairings are important, a strong first order transition (FOT) at H_{c2} expected in the mean field (MF) approximation never occurs in real systems and changes due to the fluctuation into a crossover. The present result explains why a *nearly* discontinuous crossover at H_{c2} with *no* intrinsic hysteresis is observed only in clean materials with high condensation energy such as CeCoIn₅.

PACS numbers:

The phase diagram of a type-II superconductor in nonzero magnetic fields ($H \neq 0$) has been studied in relation to high T_c cuprates in fields of the tesla range and beyond the mean field (MF) approximation completely neglecting the superconducting (SC) fluctuation effect [1, 2]. Even in a material with a spin-singlet electron-pairing, the paramagnetic depairing (i.e., Pauli limiting) effect can be neglected in relatively low fields, and the transition at $H_{c2}(T)$ -line in the MF approximation for this case is of second order. On the other hand, the phase diagram in cases where *both* the Pauli paramagnetic and orbital depairings are important were examined so far only within the MF approximation [3, 4]. Since the MF transition in this case has been expected to become first order in high enough fields [3, 4], it is valuable to clarify whether this MF scenario is also, as well as in the low field case [1, 2], drastically changed by including the SC fluctuation.

In this paper, we first examine the MF approximation by treating the orbital- and spin-depairing effects on an equal footing and obtain a first order transition in the MF approximation (MF-FOT) at $H_{c2}(T)$ and in high enough fields. Then, based on a physical picture on the high H fluctuation and our Monte Carlo simulation results on the derived Ginzburg-Landau (GL) model, we argue that any nonvanishing SC fluctuation, as well as in the low H case [1, 2], changes this MF-FOT into a crossover. It will be argued at the end of the paper that the absence of a genuine FOT at H_{c2} is consistent with both the apparently discontinuous behavior [5, 6, 7] in high fields with *no* hysteresis, seen in a heavy fermion material CeCoIn₅ with unusually high condensation energy, and the absence of discontinuous behavior in other materials [8, 9] with a singlet-pairing and a lower condensation energy.

Let us first briefly explain our microscopic derivation of a Ginzburg-Landau (GL) functional in the case with spin depairing effect by starting with a quasi 2D BCS hamiltonian. An attractive interaction leading to the $d_{x^2-y^2}$ -pairing state will be assumed. Under a high field perpendicular to SC layers, the following GL model is expected to be derived microscopically for a layered (quasi

2D) system:

$$\mathcal{F} = N(0) \int d^2 r_{\perp} \left[\sum_{q_z} \sum_N a_N(q_z^2) |\tilde{\Delta}_{q_z}^{(N)}|^2 + \sum_j \left(\frac{b}{2} |\Delta_j^{(0)}|^4 + \frac{c}{3} |\Delta_j^{(0)}|^6 \right) \right], \quad (1)$$

where $\Delta_j^{(N)} = N_{\text{layer}}^{-1/2} \sum_{q_z} \tilde{\Delta}_{q_z}^{(N)} e^{iq_z s j}$ denotes the pair-field (SC order parameter) projected onto the Nth Landau level (LL) and defined on the j -th SC layer, and $N(0)$ is a 2D density of state at the Fermi surface. Below, the higher LL modes with $N \geq 2$ will be neglected. In eq.(1), the 4th and 6th order terms were represented within the lowest LL approximation and in a spatially local form. The neglect of this non-locality is justified because the energy scale associated with the MF transition (i.e., the condensation energy) is much larger than that on a phenomenon arising from this non-locality such as a structural transition between two different vortex solids. Then, assuming, for brevity, an isotropic Fermi surface and treating effects of the magnetic field quasi-classically, the coefficient $a_N(q_z^2)$ of eq.(1) in pure case ($\tau^{-1} = 0$) becomes

$$a_N(q_z^2) = \ln(T/T_{c0}) - 2\pi T \sum_{\varepsilon > 0} (D_N(2\varepsilon) - 1/\varepsilon), \quad (2)$$

$$D_N(2\varepsilon) = 2 \int_0^\infty d\rho e^{-2\varepsilon\rho - \left(\frac{\rho}{2\tau_H}\right)^2} \mathcal{L}_N\left(2\left(\frac{\rho}{2\tau_H}\right)^2\right) \times \cos(2\mu_0 H \rho) \mathcal{J}_0\left(2J \sin\left(\frac{q_z s}{2}\right) \rho\right). \quad (3)$$

where $\varepsilon = 2\pi(n + 1/2)T$ is a Matsubara frequency, T_{c0} the transition temperature in $H = 0$, $\tau_H = r_H/v_F$, v_F the Fermi velocity, $r_H = \sqrt{\phi_0/2\pi H}$ the magnetic length, J and s the interlayer hopping and spacing, respectively, $\mu_0 H$ the Zeeman energy, and \mathcal{L}_N and \mathcal{J}_N are the Nth order Laguerre and Bessel functions, respectively. In the impure case with a finite elastic scattering rate τ^{-1} , the impurity-ladder vertex correction can be safely neglected

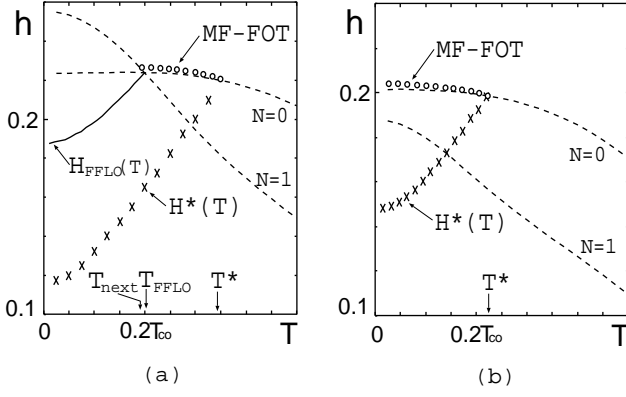


FIG. 1: Mean field H - T phase diagram, calculated by limiting to high H and low T region, in the pure ($\tau^{-1} = 0$) case (a) and an weakly impure ($(2\pi\tau T_{c0})^{-1} = 0.05$) case (b). The magnetic field is measured in the reduced variable $h = H/H_{c2}^{\text{orbit}}$. See the text for other details.

in non s -wave pairing cases if $\tau_H \ll \tau$ [3, 10]. Then, the corresponding expression to eq.(2) is given by replacing $D_N(2\varepsilon)$ by $D_N(2\varepsilon + \tau^{-1})$.

The corresponding calculation of the coefficients b and c in eq.(1) is more involved and requires multiple numerical integrals. The orbital depairing always introduces the field-induced vortices which may induce a drastic change of the phase diagram in $H \neq 0$, and hence, we will include it fully and nonperturbatively in contrast to ref.[4]. Further, the paramagnetic effect becoming more important with increasing H and upon cooling is sensitive to the impurity scattering. Hence, both the two depairing effects and the impurity scattering should be treated on an equal footing. For this reason, we have examined the coefficients b and c numerically, as well as in eq.(2), by applying the parameter (ρ in eq.(3)) integral representation and neglecting the vertex corrections. Details of their derivation will be described elsewhere [10]. Consequently, the coefficient b near H_{c2} , defined in $N = 0$, becomes negative in $H > H^*(T)$, i.e., in $T_{\text{next}} < T < T^*$ (see Fig.1), while the coefficient c in the same range is positive.

In Fig.1, we give MF phase diagrams in high H following from calculations of the GL coefficients mentioned above for both pure ($\tau^{-1} = 0$) and impure ($(2\pi\tau T_{c0})^{-1} = 0.05$) cases. There, the paramagnetic parameter $\mu_0 H_{c2}^{\text{orbit}}/2\pi T_{c0}$ corresponding to the Maki parameter is chosen as 0.8, where $H_{c2}^{\text{orbit}} = 0.56\phi_0/(2\pi\xi_0^2)$ is the 2D orbital limiting field in pure case, and $\xi_0 = v_F/2\pi T_{c0}$. For a moment, we focus on the pure case (a). The dashed curves express the lines defined by $a_0(\tilde{q}_z^2) = 0$ and $a_1(\tilde{q}_z^2) = 0$ [11], where \tilde{q}_z is a minimized value of q_z . In a range where the MF transition is of second order, the higher field portion of these two curves plays the role of the $H_{c2}(T)$ -line. Above the curve denoted by the cross symbols (i.e., $H > H^*(T)$), however, the coefficient b in $N = 0$ is negative, making the MF transition in $N = 0$ first order. On the other hand, according to

our preliminary calculation, the MF transition in $N = 1$ remains continuous [10]. Then, the MF-FOT occurs on the curve denoted by the open circles, which is the portion in $T_{\text{next}} < T < T^*$ of the $H_{c2}(T)$ -curve merging to the $N = 1$ dashed curve at T_{next} . Further, above the second order transition curve $H_{\text{FFLO}}(T)$ decreasing upon cooling in $T < T_{\text{FFLO}} (< T^*)$, a modulated FFLO-like vortex solid with a nonzero \tilde{q}_z becomes the ground state, although the range in which this $N = 0$ state is realized seems to be narrow at least in this pure limit. We note that, contrary to the present result, $T^* < T_{\text{FFLO}}$ was concluded in ref.[4] where the orbital depairing was treated merely perturbatively. In a moderately impure case (b), however, the FFLO-like region and the $N = 1$ vortex state region are no longer present at finite temperatures, and the $N = 1$ dashed curve plays no physical roles there, while the $H^*(T)$ -curve is much less sensitive to the weak impurity strength. In a dirtier case ($\tau T_{c0} \leq 1$), as expected, even the $H^*(T)$ line and thus, the MF-FOT are lost [10].

Now, let us turn to the main point in this paper, i.e., discussing the genuine high H phase diagram of Pauli-limited superconductors. For brevity, we will focus hereafter on the region $H > H^*(T)$ in Fig.1(b) and use the following GL functional with a negative quartic term and a positive 6th order term:

$$\frac{\mathcal{F}}{T} = \sum_j \int d^2 r_{\perp} \left\{ \alpha |\Psi_j|^2 + \gamma |\Psi_j - \Psi_{j+1}|^2 - \frac{|\beta|}{2} |\Psi_j|^4 + \frac{1}{3} |\Psi_j|^6 \right\}. \quad (4)$$

Here, $\gamma > 0$, $\alpha \simeq \alpha_0(H - H_0)/H_0$ with a T -dependent constant α_0 and H_0 defined by $a_0(0) = 0$, and the length and the pair-field were rescaled in the manner $\mathbf{r}_{\perp}/r_H \rightarrow \mathbf{r}_{\perp}$ and $(T/cr_H^2 N(0))^{-1/6} \Delta_j^{(0)} \rightarrow \Psi_j$. Consequently, the 2D fluctuation strength is measured by $|\beta|^{-1}$. Any term [12] expressing a vortex pinning effect induced by the electronic impurity scattering was neglected.

To explain why the MF-FOT should not occur in real systems with any nonvanishing fluctuation, it is convenient to start from a description deep in the ordered phase. First, since an inclusion of the orbital depairing requires the presence of field-induced vortices, a low energy excitation in the ordered phase is inevitably an elastic mode of a vortex solid. It is quite clear that the form of the elastic energy and the relation between the phase fluctuation and the vortex displacement [13] are unaffected by a difference in the form of nonlinear terms of the GL model. As in the case with no paramagnetic depairing [13], the phase fluctuation is marginally relevant even in 3D case, and the main rigidity of the phase fluctuation is the shear modulus of the underlying vortex solid. Hence, if the melting of the vortex solid occurs at H_m below H_{c2} , the vortex state just above H_m with vanishing shear modulus has no long range orders and hence, should be continuously connected with the normal phase above H_{c2} [2]. In this case, the MF-FOT at

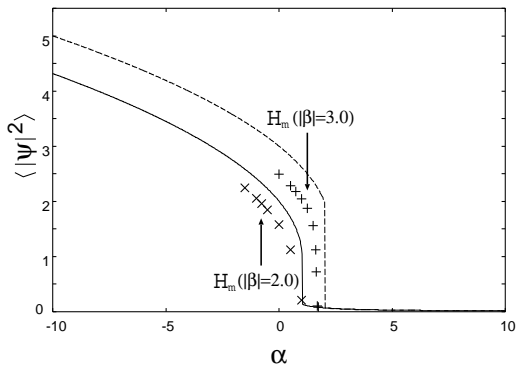


FIG. 2: Numerical data (symbols) of $\langle |\Psi|^2 \rangle$ in the case composed of four layers. The corresponding results (curves) in the Hartree approximation [14] are also given. The cross symbols and solid curve (plus symbols and dotted curve) are results in $|\beta| = 2.0$ (3.0). In $|\beta| = 3.0$, the $H_{c2}(T)$ corresponds to $\alpha = 1.7$ and lies above H_m . The used parameter values are given in the text on the final page.

H_{c2} should not occur. Further, to understand this from another point of view, let us note that the SC order parameter in the lowest LL has the form [15]

$$\Psi(u, z) = \mathcal{A}(z) e^{-y^2/(2r_H^2)} \prod_{i=0}^{N_s-1} (u - u_i(z)), \quad (5)$$

where $u = x + iy$, u_i is the complex coordinate perpendicular to \mathbf{H} of the i -th vortex, and a Landau gauge was assumed for the external gauge field. Since the vortex positions are highly disordered above H_m , the fluctuation effects above H_m is essentially described only by the amplitude $\mathcal{A}(z)$. However, $\mathcal{A}(z)$ depends only on z irrespective of the form of nonlinear terms in the GL model. That is, since the amplitude fluctuation itself has a reduced dimensionality and is 1D-like in 3D systems [2, 14] even in the present case, the amplitude fluctuation plays a role of pushing the vortex lattice freezing field down to a lower field, and the MF-FOT should not be realized in real 3D systems.

Bearing such a theoretical prospect in mind, we have performed Monte Carlo simulations on the model of eq.(4) and its 2D version using material parameter values useful for comparisons with the observations in CeCoIn₅. Our simulation method follows that of ref.[16] under the lateral boundary condition $L_x/L_y = 2N_x/\sqrt{3}N_y$ with $(N_x, N_y) = (6, 6)$ and a periodic boundary condition across the layers. Hereafter, the key quantities in the present case within $N = 0$ are $-\langle |\Psi|^2 \rangle$ and the structure factor defined [14] as the correlation function of $|\Psi|^2$. The former is equivalent to the magnetization or the fluctuation entropy, while the latter is a measure of the vortex positional order.

Computed results of α dependences of $\langle |\Psi|^2 \rangle$ in a layered system consisting of four layers are shown in Fig.2 for $|\beta| = 2.0$ and 3.0. Clearly, the nearly discontinuous behavior at H_{c2} is smeared out as the fluctuation is

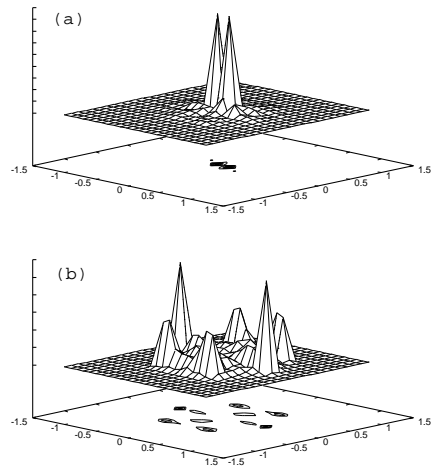


FIG. 3: Structure factor defined from the correlation function of $|\Psi(\mathbf{r})|^2$ for $|\beta| = 3.0$ at (a) $\alpha = 1.65$, (b) $\alpha = 1.25$.

enhanced (i.e., $|\beta|$ is reduced). For comparison, the corresponding results in the Hartree approximation [14] are also drawn as the solid and dashed curves. Note that a change of $\langle |\Psi|^2 \rangle$ at H_{c2} is extremely steep even in this approximation where *no* transition occurs [14]. Clearly, the presence of a genuine FOT cannot be argued merely through a steep growth of $\langle |\Psi|^2 \rangle$ in a real system with weak SC fluctuation. Next, let us examine whether the melting position coincides or not with the MF transition field $H_{c2}(T)$. The melting transition is widely believed to be a *weak* FOT, and this is actually found [16] in Monte Carlo simulations as a tiny discontinuity in thermodynamic quantities. Unfortunately, due primarily to numerical difficulties, our simulation is restricted to too small systems to observe such a discontinuity. For our purpose, however, it is sufficient to estimate the melting temperature by finding where the Bragg peak of the vortex lattice disappears. Fig.3 shows snapshots of the structure factor on $|\Psi|^2$ when $|\beta| = 3.0$. No vortex positional ordering is seen at H_{c2} . As indicated in Fig.2, nearly sharp Bragg peaks appear at H_m below H_{c2} where most of the entropy seems to have already been lost. The two field (or temperature) scales, one characterizing the steep growth of $\langle |\Psi|^2 \rangle$ and another corresponding to the sudden growth of vortex positional ordering, are clearly distinguished. Although simulations for $|\beta| \geq 3$ have not been performed yet, we believe that the absence of a genuine FOT at H_{c2} we have seen is a generic result independent of the $|\beta|$ -value.

Quite similar results to those in Fig.2 and 3 were also obtained in 2D case where the system size dependence of H_m is more easily performed. As expected from a commensurability between a MF solution and the lateral periodic boundary condition, it was verified through the data in system sizes (6,4) and (8,6) with $L_x/L_y = \sqrt{3}N_x/2N_y$ that H_m is lowered with increasing the system size. This means that the relation $H_m < H_{c2}$ found above holds in simulations for larger sizes.

Recently, in a heavy fermion material CeCoIn₅, a large apparent discontinuity was observed in transport and thermodynamic data [5, 6, 7] in high fields, where a strong Pauli limiting effect may be expected, and was identified with the MF-FOT. A hysteresis seen in the magnetization data was interpreted as being due to a genuine FOT at H_{c2} . However, other physical quantities have shown *no* measurable hysteresis in contrast to observations [17] in the situation with no orbital depairing. Note that *a stronger genuine superconducting FOT should be accompanied by a larger hysteresis reflecting a larger condensation energy so that the absence of a genuine FOT would be more easily verified in a system with weaker fluctuation.* Further, a magnetic hysteresis in type-II superconductors may be a consequence of vortex pinning. Actually, a recent magnetization measurement in CeCo_{1-x}Rh_xIn₅ has shown [8] that the discontinuity of magnetization disappears with increasing the Rh-substitution, while the hysteresis remains unaffected, implying that the observed [6] magnetic hysteresis is *not* a direct consequence of the apparently discontinuous behavior [5]. Further, the Rh-substitution has resulted in a decrease of condensation energy [8] which is usually equivalent to an enhancement of SC fluctuation. These experimental facts are rather consistent with the absence of a genuine FOT stressed in this paper.

Bearing these observations in Ce-compounds in mind, we have chosen parameter values in Fig.2 and 3 as follows. The $N(0)$ -value was taken from the heat capacity data in $H = 0$ [18]. The Maki parameter value used in Fig.1 leading to $T^*/T_{c0} \simeq 0.37$ was chosen again because the apparent FOT behavior is observed in $T < 0.3T_{c0}$ [7]. Further, we have assumed, for brevity, $T/T_{c0} = 0.1$ and $\gamma = 0.25$ (see eq.(4)). Then, the $|\beta|$ -value is located in the range between 2.0 and 3.0 used in our computation, and we have $\alpha_0 (\propto (N(0)T_{c0}/T)^{2/3}) \simeq 50$. This α_0 value suggests that, on a linear scale of the magnetic field of the order $H_{c2}(T = 0)$, even the broader simulation curve in $|\beta| = 2$ in Fig.2 cannot be distinguished from a strictly discontinuous jump. Further, according to our MF calculation the (apparent) magnetization jump value

at $T = 0.5(\text{mK})$ is roughly estimated as $20(\text{G})$ which is comparable with the measured one ($\sim 30(\text{G})$) [6].

Our additional simulation at lower T/T_{c0} (< 0.1) performed after submitting the paper has shown a small hysteresis in the almost discontinuous behaviors. Since the GL coefficients (i.e., b and c in eq.(1)) remain unchanged, this hysteresis is a consequence *not* of a genuine FOT but of relaxation of a nonequilibrium system at *finite* time scales in simulations [10]. The small hysteresis appeared just above T_{FFLO} in CeCoIn₅ data [19] is likely to have a similar origin to this numerical one occurring practically.

In conclusion, we have given convincing results implying that a MF-FOT at H_{c2} in superconductors with field-induced vortices (i.e., orbital depairing) should not occur as a genuine FOT in real systems with any nonvanishing fluctuation effect. Typically, this situation is realized in materials with a singlet pairing and with an enhanced paramagnetic depairing. Assuming a quasi 2D material with the $d_{x^2-y^2}$ -pairing state, we have performed numerical simulations under a condition presumably compatible with high field CeCoIn₅ data suggesting a strong nearly discontinuous transition at H_{c2} . The absence of a genuine FOT at H_{c2} is consistent with the *absence* of hysteresis accompanying this discontinuous behavior in CeCoIn₅ and unrelated to the vortex pinning. Further, the obtained MF phase diagrams seem to be roughly consistent with the observations in CeCoIn₅, including recent data [19] suggestive of a structural transition possibly to an FFLO-like vortex solid in fields parallel to the SC layers, if taking account of a nonvanishing impurity concentration and of the fact that the spin depairing relative to the orbital one is stronger in the parallel field case. Further details on the MF phase diagram will be given elsewhere [10].

We thank T. Sakakibara, K.Izawa, T. Tayama, R. Movshovich, C. Capan, and especially Y.Matsuda for informative and stimulative discussions. Part of the numerical computation in this work has been carried out at the Supercomputer Center, Institute for Solid State Physics, University of Tokyo, and at the Yukawa Institute Computer Facility in Kyoto University.

-
- [1] E. H. Brandt, Rep. Prog. Phys. **58**, 1465 (1995).
 - [2] R. Ikeda, J. Phys. Soc. Jpn. **70**, 219 (2001).
 - [3] V. P. Mineev, Phil. Mag. B **80**, 307 (2000).
 - [4] M. Houzet and A. Buzdin, Phys. Rev. B **63**, 184521 (2001).
 - [5] K. Izawa *et al.*, Phys. Rev. Lett. **87**, 057002 (2001).
 - [6] T. Tayama *et al.*, Phys. Rev. B **65**, 180504 (2002); T. P. Murphy *et al.*, Phys. Rev. B **65**, 100514(R) (2002).
 - [7] A. Bianchi *et al.*, Phys. Rev. Lett. **89**, 137002 (2002).
 - [8] A. Harita *et al.*, in Autumn Meeting of the Physical Society of Japan (2002).
 - [9] T. Shibauchi *et al.*, Phys. Rev. Lett. **86**, 5763 (2001).
 - [10] H. Adachi *et al.*, in preparation.
 - [11] A. Buzdin and J. Briston, Europhys. Lett. **35**, 707 (1996).
 - [12] H. Ishida *et al.*, J. Phys. Soc. Jpn. **71**, 245 (2002).
 - [13] R. Ikeda *et al.*, J. Phys. Soc. Jpn. **61**, 254 (1992).
 - [14] R. Ikeda *et al.*, J. Phys. Soc. Jpn. **59**, 1397 (1990).
 - [15] Z. Tesanovic and L. Xing, Phys. Rev. Lett. **67**, 2729 (1992).
 - [16] Y. Kato and N. Nagaosa, Phys. Rev. B **48**, 7383 (1993).
 - [17] W. Wu and P. W. Adams, Phys. Rev. Lett. **73**, 1412 (1994). T. Suzuki *et al.*, J. Phys. Soc. Jpn. **69**, 1462 (2000).
 - [18] S. Ikeda *et al.*, J. Phys. Soc. Jpn. **70**, 2248 (2001).
 - [19] A. Bianchi *et al.*, cond-mat/0304420.