

Magnetoresistance of atomic-sized contacts: *ab-initio* study

A. Bagrets^{1,2}, N. Papanikolaou³, and I. Mertig²

¹*Max-Planck-Institut für Mikrostrukturphysik, D-06120 Halle, Germany*

²*Martin-Luther-Universität Halle, Fachbereich Physik, D-06099 Halle, Germany*

³*Institute of Materials Science, NCSR "Demokritos", GR-15310 Athens, Greece*

We study the magnetoresistance effect in metallic atomic-sized nanocontacts using *ab-initio* electronic structure calculations. In particular, we consider short three-atomic chains of Co, Cu, Al, and Si between semiinfinite Co leads. We use the screened Korringa-Kohn-Rostoker Green's function method for the electronic structure, while conductance is calculated in the ballistic limit using the Landauer approach. The spin-splitting of the Co bands of the electrodes reflects on the conductance through the constrictions. For Co we predict a magnetoresistance (MR) ratio up to 38%. In case of a Cu chain transmission in the minority channel is reduced as well as the MR. For *sp* chains, like Al and Si, the spin-splitting of the energy dependent conductance curves increases the MR up to 50%. In addition, we study the influence of structural changes on the energy dependence of the conductance by considering different geometrical arrangements of the chains. If transmission is through *s*-like states the exact geometry of the nanocontact is not so important. However, structure becomes crucial in case the conductance is determined by *d* or *p* states.

PACS numbers: 73.63.Rt, 73.23.Ad, 75.47.Jn, 73.40.Cg

The investigation of electron transport through metallic atomic-sized nanocontacts has attracted a lot of attention during last 15 years, and most achievements are summarized in a recent review [1]. Using up-to-date experimental techniques — scanning tunneling microscopy [2, 3] and mechanically controllable break junctions [4] — it is possible to fabricate the nanocontacts with a single atom in the constriction. Step-like changes of the conductance upon elongation of the nanocontacts have been reported [1, 2, 3, 4]. For noble metals (Au, Ag, Cu) [5, 6, 7] and alkali metals (Li, Na, K) [6, 7, 8, 9] the conductance histograms for a series of nanocontacts show a dominant peak very close to one conductance quantum $G_0 = 2e^2/h$, and smaller peaks close to integer conductance quanta, while for transition metals the situation differs significantly [7, 10]. So-called two level fluctuations and hysteresis of the contact conductance around the steps [1, 11] strongly favor the interpretation of the conductance behavior in terms of atomic rearrangements which result in a stepwise variation of the contact diameter [1]. This interpretation is supported by molecular dynamics simulations [5, 12], and most direct evidence comes from experiments on simultaneous measurements of the conductance and force in the contact [2, 13].

In order to describe the nanocontacts theoretically, during last years several methods were developed by many groups only part of which can be mentioned here. Some methods are based on the tight-binding (TB) approach [14, 15]. An important conclusion coming from TB models is that conductance of the single-atomic contacts is determined by the number of valence orbitals available at the Fermi energy for the given atom [14, 16]. The *ab-initio* density functional (DF) calculations with jellium electrodes have been proposed by Lang and coworkers [17, 18, 19, 20] and Kobayashi

and coworkers [21, 22] which addressed the single-atom contacts [17], atomic chains of Al [18, 21], Na [19, 22], and C [20]. The formation mechanisms of atomic chains made from different type of elements such as Ni, Pd, Pt, Cu, Ag and Au were studied by means of molecular dynamic simulations [23] that was triggered by the experimental evidence of the formation of gold wires [3]. Also, recently Mehrez *et al.* [24] and Brandbyge *et al.* [25] presented fully self-consistent DF calculations of the conductance of atomic contacts treating the electronic structure of the whole system (electrodes and the constriction region) on the same footing.

In this Letter, we present *ab-initio* calculations of the conductance in nanocontact geometry, focusing our attention on magnetic systems. In particular, we are interested in the ballistic magnetoresistance (MR) [26] when a chain of few atoms is placed between the ferromagnetic materials. In the present study we use Co electrodes and consider Co, Cu, Si and Al atoms connecting the leads. The main questions we address are: (i) What is the influence of the transition metal electrodes on the conductance of nanocontacts? (ii) What is the effect of the geometrical structure of the nanocontact on the transport properties, and what is the difference between *sp* and *d*-like chains? (iii) What are favorable conditions to increase the MR through a constriction? We believe, that answers to these questions will promote our understanding of the ballistic magnetotransport in nanocontacts.

The structure of the nanocontacts is presented in Fig. 1. We consider three-atomic chains placed between semiinfinite fcc-(001) Co leads. The chains were formed from Co, Cu, Al or Si. The experimental lattice constant $a_0 = 6.70$ a.u. of fcc-Co was used in the calculations. We simulate a linear three-atomic chain with the 1st and the 3rd atoms placed on top of the Co (001) surfaces at the

TABLE I: Magnetic moments (μ_B) of atoms forming either linear or zig-zag-like three-atomic chains (see Fig. 1) for parallel (P) and antiparallel (AP) orientation of magnetizations in the Co leads. 'Contact' atom of the chain sits on top of the (001) surface. The magnetic moment of bulk Co is $1.62 \mu_B$, moment of the Co (001) surface atom is $1.78 \mu_B$.

atoms	Co linear		Co zig-zag		Cu linear		Cu zig-zag		Al linear		Al zig-zag		Si linear		Si zig-zag	
	P	AP	P	AP	P	AP	P	AP	P	AP	P	AP	P	AP	P	AP
contact	+1.91	+1.91	+2.00	+1.97	+0.08	+0.08	+0.08	+0.08	-0.09	-0.09	-0.10	-0.09	-0.11	-0.11	-0.07	-0.06
central	+2.06	0.00	+2.28	0.00	+0.01	0.00	+0.03	0.00	0.00	0.00	0.00	0.00	+0.06	0.00	+0.11	0.00

ideal positions of the fcc-lattice while the distance to the middle-atom of the chain is $a_0/\sqrt{2}$ which is the nearest neighbor distance in fcc. In the second, 'zig-zag'-like, configuration the chain forming the bridge is a continuation of the fcc structure along the [001] direction, thus the symmetry is lower than in case of linear chain. No geometry optimization was performed.

The electronic structure was calculated using the screened Korringa-Kohn-Rostoker (KKR) Green's function method, details of the method can be found in Ref. 27. The potentials were assumed to be spherically symmetric around each atom but the nonsphericity of the charge density was taken into account. Within the multiple scattering KKR method (Ref. 27, and references therein) we obtain the Green's function of the systems in two steps. First, we calculate the Green's function of the auxiliary system consisting of left and right semi-infinite leads separated by three vacuum layers. At the second step we solve self-consistently the impurity problem by embedding into the host system a cluster with (typically) 45 sites containing 3 atoms of the chain, surrounding atoms and empty sites in order to account for the charge and spin redistribution effects. We imposed parallel and antiparallel magnetic configurations for the Co leads and the electronic structure of the constriction was calculated self-consistently for each case. The magnetic moment is enhanced for the Co atoms in the constriction reaching values up to $2.06 \mu_B$ for the central Co atom in the linear chain and $2.28 \mu_B$ in the zig-zag geom-

etry. In the antiparallel configuration, due to symmetry, central atoms of the chains have zero moments and the magnetic profiles are symmetric. In case of Cu, Si, and Al the induced magnetic moments are small as can be seen from Table I.

Conductance, g , is calculated using the Landauer formula as formulated by Baranger and Stone [28]. We consider a sample connecting two leads. Two planes separate the leads from the scattering region. We take into account only the current flowing perpendicular to the planes. Conductance contributions are summed up in real space in a region close to the nanocontact. Convergence was checked in order to achieve errors less than 5% in the conductance evaluation. A short description of the method can be found in Ref. 29.

Our results for the MR at the Fermi energy (E_F) are summarized in Table II. We define magnetoresistance ratio as $MR = (g_P - g_{AP})/g_{AP}$ where g_P , g_{AP} are the conductances for parallel and antiparallel magnetic configurations of the Co leads. The calculations predict 30-40% MR for a Co constriction, and a reduction to 20% by considering Cu between the leads. The results are, in particular, interesting for Al and Si where we observe MR around 50% for the linear chains despite the fact that the magnetic moments are rather small (see Table I). The values decrease to 20% when the symmetry of the chain is reduced.

In order to understand these results we consider the energy dependence of the conductance which is presented in Fig. 2. Since the spin degeneracy is lifted in ferromagnetic systems, a convenient unit is $G_0/2 = e^2/h$. Let us first focus on the Co constrictions (Figs. 2a,b). Ignoring spin-orbit coupling we can consider two independent spin channels. Majority states are mainly s -like close to E_F since the d -states are fully occupied and are below -0.75 eV, while the Fermi level crosses the d -band for minority states. The energy dependent conductance for

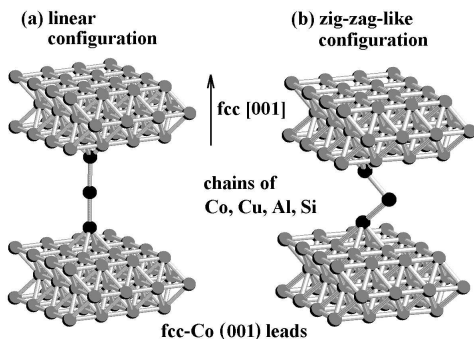


FIG. 1: Geometry of the nanocontacts: (a) linear configuration; (b) zig-zag-like configuration.

TABLE II: Magnetoresistance ratio $MR = (g_P - g_{AP})/g_{AP} \times 100\%$ for different zig-zag and linear chains between Co leads.

	Co	Cu	Al	Si
linear	29	16	49	50
zig-zag	38	18	19	21

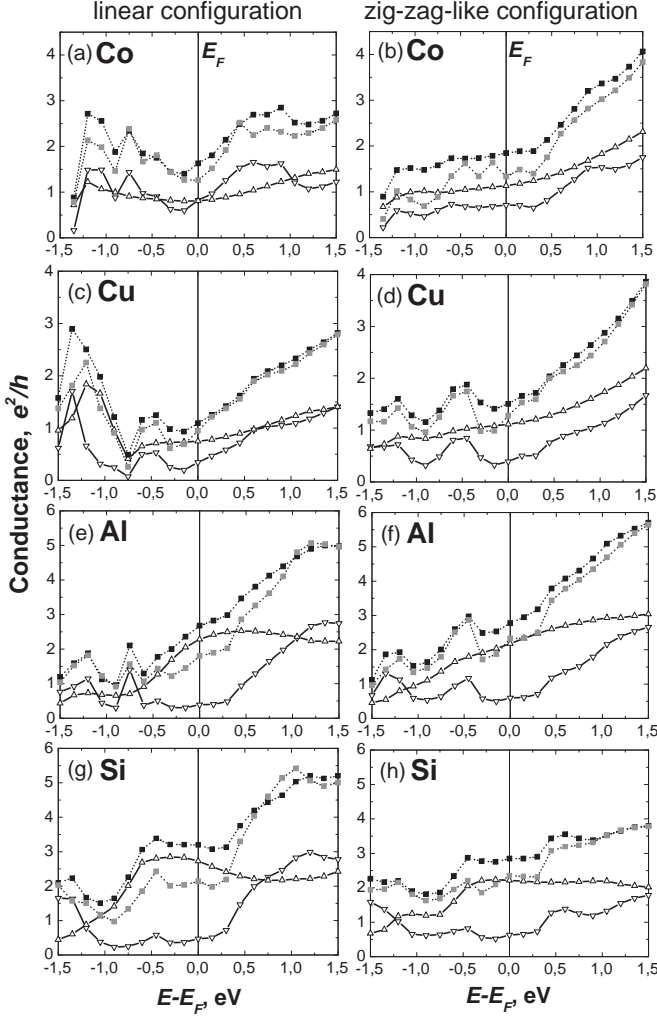


FIG. 2: Conductance as a function of energy for different linear (left column) and zig-zag-like (right column) chains. The solid lines with up- and down-triangles correspond to spin-up and spin-down conductances, respectively, which sum up to total conductance g_P , shown by dashed line with black squares. The dashed line with grey squares corresponds to conductance g_{AP} .

majority electrons is rather smooth and close to e^2/h . However, for the minority channel the energy dependent conductance is rather complicated which is caused by Co d -states assisting conductance. This is also seen in the antiparallel configuration. The examination of the local densities of states (LDOS) at Co atoms of the linear chain shows that due to the localized and directional character of the d -orbitals in real space, transmission is high only if the orbitals of the same symmetry of neighboring atoms forming the chain are coupled. In case of linear chain, d_{xy} and $d_{x^2-y^2}$ orbitals can not support current since they are localized in the plane perpendicular to the z -axis. However, the coupling between d_{xz} , d_{yz} , and $d_{3z^2-r^2}$ orbitals of the nearest atoms of the chain leads to

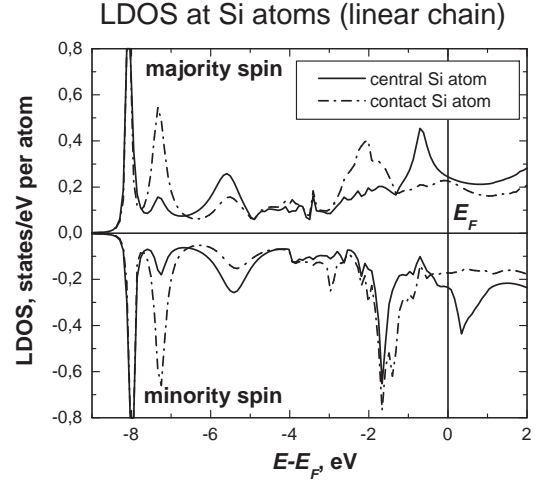


FIG. 3: Local density of states (LDOS) at Si atoms of the linear chain. Solid line: central Si atom; dashed-dotted line: contact Si atom, close to the Co surface. The peaks of the LDOS around -2.0 eV and near E_F have p_x, p_y character.

high resonant transmission at certain energies. By comparing Figs. 2a,b we conclude that majority conductance is rather insensitive to structural changes. On the contrary, structure is more important for the d -electrons of the minority band. Reducing the symmetry of the chain in case of zig-zag geometry destroys the coupling between d -orbitals, therefore the minority conductance is reduced and the structure of the conductance curve is washed out (see Fig. 2b).

It is interesting to study the influence of the leads on the conductance. We have chosen to consider Cu atoms between Co leads. The band matching of Cu to the Co majority electrons is well known, thus Co majority would behave similar to Cu leads. Therefore any difference between the spin channels would come essentially from the Co leads since Cu atoms have only small induced moments (look at Table I) and no significant band splitting. The calculations are shown in Figs. 2c,d. In the linear configuration we see that around -1.2 eV we have highly conducting states. This is due to matching of the Co d -band with the d -states of Cu which are located in this energy region. The position of the Cu d -band is below -0.75 eV with respect to E_F . Above this energy the electronic structure of Cu and Co majority is very similar, therefore the spin-up conductances exhibit similar smooth behavior both for linear and zig-zag-like geometry (see Figs. 2c,d and Figs. 2a,b). For the zig-zag-like configuration we have no highly transmitting states in the energy region of the d -bands (-1.2 eV) and this is similar to the case of Co chains. Energy dependent conductance for the minority channel (Figs. 2c,d) is significantly reduced as compared with spin-up conductance giving finally the MR ratio $\sim 15\%$ at E_F for Cu chains. The result for the short zig-zag Cu chain is in accordance

with calculations of the band structure of an artificial infinite zig-zag Cu wire with a cross section of one atom, oriented along fcc [100] direction. In this case only one band is crossing the Fermi level which correlates with the value of about $1.1 e^2/h$ found for the majority channel at E_F (Fig. 2d). From our results we can conclude that (i) due to the band mismatch the d -electrodes cannot provide high transmission through s -type chains, and (ii) the type of the lead strongly influences on the transmission through a constriction.

It is also interesting to study the influence of the magnetic leads on sp -like atoms. We have chosen Al and Si. The interaction of transition metal electrodes with sp -atomic contacts is not studied up to now to our knowledge, since most theoretical works were concentrated on atomic chains with free-electron-like leads [18, 19, 20, 21, 22]. The induced magnetic moments of Al and Si atoms are small while the MR ratio can be rather large (see Tables I,II). The results for the conductance are shown in Figs. 2e–h. Let us first focus on the linear chains. In case of Si, the majority conductance increases up to $3e^2/h$ around -0.6 eV while minority has low transmission which rises only above E_F . The spin-polarization of the current is high $P = (g_{\uparrow} - g_{\downarrow}) / (g_{\uparrow} + g_{\downarrow}) = 71\%$ in case of Si linear chain, and MR ratio is 50%. This splitting of the conductance curves is seen also in the Al (Fig. 2e). The jump in the conductance by almost $2e^2/h$ can be understood from the LDOS of the Si atoms (Fig. 3). For the atom close to the Co electrode we observe a peak around -2 eV having p_x, p_y symmetry which is due to the Co-Si interaction. In the LDOS of the middle Si atom for the majority spin we see a peak at 0.6 eV below E_F which has the one-dimensional van-Hove singularity shape and has also p_x, p_y character. The same p_x, p_y peak is seen in the minority band but it is shifted due to the spin-splitting to higher energies above E_F . This state is responsible for the increase of the conductance on $\sim 2e^2/h$ for the Si linear chain. Interestingly, in the LDOS of the central atom, in the minority band, we observe an additional peak at around -2 eV which is due to the interaction between Co and Si and can be also seen on the Si atom close to the Co surface. Since in the minority band the Si wire van-Hove-like state becomes unoccupied due to spin-splitting, the electrons occupy the state formed by the Co-Si interaction.

This effect is observed also in Al (Fig. 2e), but the one-dimensional character of the p_x, p_y state is less pronounced compared to Si, thus the increase of the conductance in Al is smoother. Moreover, the p_x, p_y degeneracy is lifted in the zig-zag configuration so that for Si (Fig. 2h) we observe an increase of the conductance in steps of e^2/h for both majority and minority channels. In case of Al the steps cannot be seen clearly (Fig. 2f). However, the most important is that the conductance spin-splitting remains independent of the configuration, but the MR drops for Al and Si zig-zag chains (Table II).

In conclusion, we have presented *ab-initio* calculations of conductance of magnetic atomic-sized nanocontacts. MR ratios up to 50% are predicted for different atomic chains placed between Co leads. We showed that transition metal electrodes reduce the conductance in the spin-down channel of the noble metal chain (Cu). In contrary to the s -like chain, the conductance of the transition metal chain (Co) is sensitive to the geometrical configuration. In case of sp -like chains, the Co leads induce large ($\simeq 1$ eV) splitting of the p states leading to consequent opening of the conductance channels when the energy increases and thus resulting in a large spin-polarization of the current at the Fermi level.

-
- [1] N. Agraït, A. Levy Yeyati and J. M. van Ruitenbeek, *Physics Reports* **377**, 81 (2003).
 - [2] G. Rubio *et al.*, *Phys. Rev. Lett.* **76**, 2302 (1996).
 - [3] H. Ohnishi *et al.*, *Nature* **395**, 780 (1998); G. Rubio-Bollinger *et al.*, *Phys. Rev. Lett.* **87**, 026101 (2001).
 - [4] C. J. Muller *et al.*, *Phys. Rev. Lett.* **69**, 140 (1992); J. M. van Ruitenbeek, *Naturwissenschaften* **88**, 59 (2001).
 - [5] M. Brandbyge *et al.*, *Phys. Rev. B* **52**, 8499 (1995).
 - [6] J. M. Krans *et al.*, *Nature* **375**, 767 (1995).
 - [7] B. Ludoph and J. M. van Ruitenbeek, *Phys. Rev. B* **61**, 2273 (2000).
 - [8] A. I. Yanson *et al.*, *Nature* **400**, 144 (1999).
 - [9] A. I. Yanson, PhD thesis, Universiteit Leiden, The Netherlands (2001).
 - [10] A. Enomoto *et al.*, *Phys. Rev. B* **65**, 125410 (2002).
 - [11] H. van den Brom *et al.*, *Physica B* **252**, 69 (1998).
 - [12] T. N. Todorov and A. P. Sutton, *Phys. Rev. B* **54**, R14234 (1996).
 - [13] N. Agraït *et al.*, *Phys. Rev. Lett.* **74**, 3995 (1995).
 - [14] J. C. Cuevas *et al.*, *Phys. Rev. Lett.* **80**, 1066 (1998).
 - [15] A. L. Yeyati *et al.*, *Phys. Rev. B*, **56**, 10369 (1997); J. C. Cuevas *et al.*, *Phys. Rev. Lett.* **81**, 2990 (1998); M. Brandbyge *et al.*, *Phys. Rev. B* **60**, 17064 (1999).
 - [16] E. Scheer *et al.*, *Nature* **394**, 154 (1998).
 - [17] N. D. Lang, *Phys. Rev. B* **36**, 8173 (1987); N. D. Lang, *Phys. Rev. B* **55**, 9364 (1997).
 - [18] N. D. Lang, *Phys. Rev. B* **52**, 5335 (1995).
 - [19] N. D. Lang, *Phys. Rev. Lett.* **79**, 1357 (1997).
 - [20] N. D. Lang and Ph. Avouris, *Phys. Rev. Lett.* **81**, 3515 (1998); N. D. Lang and Ph. Avouris, *Phys. Rev. Lett.* **84**, 358 (2000).
 - [21] N. Kobayashi *et al.*, *Jpn. J. Appl. Phys.* **38**, 336 (1999); N. Kobayashi *et al.*, *Phys. Rev. B* **64**, 121402 (2001).
 - [22] N. Kobayashi *et al.*, *Phys. Rev. B* **62**, 8430 (2000).
 - [23] S. R. Bahn and K. W. Jacobsen, *Phys. Rev. Lett.* **87**, 266101 (2001).
 - [24] H. Mehrez *et al.*, *Phys. Rev. B* **65**, 195419 (2002).
 - [25] M. Brandbyge *et al.*, *Phys. Rev. B* **65**, 165401 (2002).
 - [26] S. H. Chung *et al.*, *Phys. Rev. Lett.* **89**, 287203 (2002); M. Viret *et al.*, *Phys. Rev. B* **66**, 220401 (2002).
 - [27] N. Papanikolaou *et al.*, *J. Phys.: Condens. Matter* **14**, 2799 (2002).
 - [28] H. U. Baranger and A. D. Stone, *Phys. Rev. B* **40**, 8169 (1989).
 - [29] N. Papanikolaou *et al.*, *Phys. Rev. B* **66**, 165441 (2002).