

Scaling of the conductance in a quantum wire

V. Meden¹, S. Andergassen², W. Metzner², U. Schollwöck², and K. Schönhammer¹

¹*Institut für Theoretische Physik, Universität Göttingen, Bunsenstr. 9, D-37073 Göttingen, Germany*

²*Max-Planck-Institut für Festkörperforschung, Heisenbergstr. 1, D-70569 Stuttgart, Germany*

(May 22, 2019)

The conductance through an interacting nano-wire containing an impurity and coupled to semi-infinite leads is studied using a functional renormalization group method. This technique enables us to obtain results for microscopic lattice models without any further idealizations. We demonstrate that one-parameter scaling of the conductance holds. Including the flow of the two-particle vertex our results show excellent agreement with the analytically known scaling function at Luttinger liquid parameter $K = 1/2$ and numerical density-matrix renormalization group data.

71.10.Pm, 72.10.-d, 73.23.-b

The interplay of electron correlations and a single impurity in one-dimensional electron systems has a dramatic effect on the low-energy properties.^{1–5} Using bosonization and including a single impurity in an idealized manner the application of a perturbative (in the strength of the impurity) renormalization group (RG) method to the resulting local sine-Gordon model (LSGM) led to a simple picture: at low energy scales physical observables behave as if the system is split in two chains with open boundary conditions at the end points.⁵ The bulk part of the model studied is known to capture the universal bulk Luttinger liquid (LL) physics,⁶ which is characterized by the interaction dependent LL parameter $K < 1$ (repulsive interaction). Considering the conductance G as a function of the temperature T and the strength of the impurity v it was argued that for fixed K the RG flow from weak to strong impurity strength determines a scaling function $\tilde{G}_K(x)$ on which the data for different T and v can be collapsed (one-parameter scaling). Going beyond the perturbative RG it was shown that scaling indeed holds for the LSGM.^{7,8} Applying the thermodynamic Bethe ansatz⁸ \tilde{G}_K can be calculated for all K but explicit results are available only for $K = 1/2$ and $K = 1/3$.^{5,7,8}

Using numerical methods it was shown that the LSGM captures the behavior observed in a microscopic lattice model in the limits of weak and strong impurities.⁹ Based on these results it is generally believed that (i) one-parameter scaling holds for a large class of models of correlated electrons with a single impurity and (ii) the data always scale on the universal scaling function \tilde{G}_K found within the LSGM. The issue of universality is of special importance since transport experiments have been interpreted in terms of scaling.¹⁰

Here we study the transport through an interacting nano-wire with an impurity connected to non-interacting semi-infinite leads. The wire is modeled by the lattice model of spinless fermions with nearest-neighbor interaction and a hopping impurity. Using a fermionic functional RG method¹¹ we are able to calculate G for the model considered without any further idealizations. We demonstrate that the functional RG approach fully cap-

tures one-parameter scaling and that for $K = 1/2$ the data perfectly match the LSGM curve $\tilde{G}_{K=1/2}$. The latter gives us confidence that, despite the approximate treatment of the interaction required to close the hierarchy of flow equations, our approach captures the relevant physics. This is further supported by a comparison to numerical data for the conductance obtained by the density-matrix renormalization group (DMRG) method. Our results provide evidence that the suggested universality indeed holds.

The model we study is given by the Hamiltonian

$$H = - \sum_{j=-\infty}^{\infty} \left(c_j^\dagger c_{j+1} + \text{h.c.} \right) + (1 - \rho) \left(c_{N_W/2}^\dagger c_{N_W/2+1} + \text{h.c.} \right) + \sum_{j=1}^{N_W-1} U_j \left(n_j - \frac{1}{2} \right) \left(n_{j+1} - \frac{1}{2} \right), \quad (1)$$

in standard second-quantized notation. The hopping matrix element and the lattice constant are set to 1. We consider an even number N_W of lattice sites in the interacting region. A single hopping impurity of strength $0 < \rho < 1$ is included. The interaction $U_j > 0$ in the wire has to be compensated by an external potential. Otherwise the fermions would depopulate the interacting region. Here we focus on the case of a half-filled system. The nearest-neighbor interaction U_j close to the contacts at sites 1 and N_W is assumed to be spatially varying (see below). The constant bulk value of the interaction is denoted by U . For the present model and at half filling the bulk LL parameter is given by ($U \leq 2$)

$$K = \left[\frac{2}{\pi} \arccos \left(-\frac{U}{2} \right) \right]^{-1} \quad (2)$$

as follows from the Bethe ansatz solution.^{12,13}

In linear response and at $T = 0$ the conductance can be determined from the one-particle Green function of the interacting wire taken at the chemical potential and calculated in the presence of the non-interacting semi-infinite leads.^{14,15} For the half-filled case we obtain $G =$

$4e^2 |G_{N_W,1}(0)|^2 / h$, with the Green function $G_{N_W,1}$ in the Wannier basis.

In our earlier applications of the RG method^{11,16} we neglected the flow of the two-particle vertex, by replacing it by the bare antisymmetrized interaction, and considered the flow of the self-energy only. Within this approximation the LL exponents relevant for the impurity problem turned out to be correct up to leading order in the interaction. We here go beyond this and include the flow of the vertex in an approximate way. We replace the three-particle vertex by its initial value 0. The flow equation for the two-particle vertex then reads

$$\begin{aligned} \partial_\Lambda \Gamma^\Lambda(\alpha, \beta; \gamma, \delta) = & \\ - \text{Tr} \left\{ P^\Lambda \Gamma^\Lambda(\dots, \dots; \gamma, \delta) [G^\Lambda]^t \Gamma^\Lambda(\alpha, \beta; \dots, \dots) \right\} & \\ - \text{Tr} \left\{ P^\Lambda \Gamma^\Lambda(\alpha, \dots; \gamma, \dots) G^\Lambda \Gamma^\Lambda(\beta, \dots; \delta, \dots) \right. & \\ \left. - [\alpha \leftrightarrow \beta] - [\gamma \leftrightarrow \delta] + [\alpha \leftrightarrow \beta, \gamma \leftrightarrow \delta] \right\}. & \end{aligned}$$

The Greek letters stand for the quantum numbers of the basis in which the problem is considered and the Matsubara frequencies. On the right hand side Γ^Λ is understood as a matrix in the variables which are not written. $P^\Lambda = G^\Lambda (\partial_\Lambda [G^{0,\Lambda}]^{-1}) G^\Lambda$, with $G^\Lambda = ([G^{0,\Lambda}]^{-1} - \Sigma^\Lambda)^{-1}$ and the cut-off dependent self-energy Σ^Λ . $G^{0,\Lambda}$ is the non-interacting impurity free propagator supplemented by an infrared cut-off. As before¹¹ we use a frequency cut-off $G^{0,\Lambda} = \Theta(|\omega| - \Lambda) G^0$, with $\Lambda \in [\infty, 0]$. In the flow of the vertex we replace G^Λ by $G^{0,\Lambda}$. We neglect the frequency dependence of the vertex which leads to a frequency independent self-energy. Due to this the bulk LL properties of the model are only partially captured by our approximation. In particular we miss the bulk anomalous dimension which fortunately is small compared to the impurity contribution included in our approach. We parametrize the two-particle vertex by an effective nearest-neighbor interaction with a renormalized amplitude U^Λ , whose flow is determined by projecting onto the Fermi points. In this way the fixed point coupling is guaranteed to be correct to order U^2 . The coupling to the leads is neglected. Within these approximations the flow equation for U^Λ closes. In the thermodynamic limit it can be integrated analytically leading to

$$\frac{U^\Lambda}{U} = \left(1 + \frac{\Lambda U}{2\pi} - \frac{U}{2\pi} \frac{2 + \Lambda^2}{\sqrt{4 + \Lambda^2}} \right)^{-1}. \quad (3)$$

Details of this approximation scheme are presented elsewhere.¹⁷ The one-particle Green function of the interacting wire in the presence of the semi-infinite leads and thus the conductance can then be determined numerically by integrating Eqs. (14) and (15) of Ref.¹¹ using U^Λ instead of U . On the right hand side of Eq. (14) the self-coupling on sites 1 and N_W has to be modified. Due to the coupling to the leads terms which can be expressed

by the square of the hopping amplitude in and out of the wire t' [$t' = 1$ in Eq. (1)] and the $t' = 0$ Green function of the leads at sites 0 and $N_W + 1$ have to be added. The initial condition for Σ^Λ is given by the impurity potential. Below we show that the above approximation scheme leads to exceptionally good results.

Based on results for non-interacting electrons it was very recently suggested that for interacting systems the conductance through a wire can be determined from the persistent current which is observed in the presence of a magnetic flux piercing a ring in which the wire is embedded.^{18–20} In Ref.¹⁶ two of us presented results which strongly support this prediction. This enables us to obtain the conductance using the DMRG method (for details see¹⁶ and¹⁹) and by comparison to verify the quality of our approximate treatment of the interaction. In Fig. 1 we present RG (solid line) and DMRG²¹ (circles) results for $G/(e^2/h)$ as a function of U for $U_j = U$, $j = 1, 2, \dots, N_W$. The good agreement of the data for interactions as large as $U = 2$ gives us confidence that the functional RG with the approximations discussed above provides data for G which are very close to the exact value. To determine U^Λ we numerically integrated the finite size flow equation for the vertex, but even for $N_W = 12$ the difference between using this and the $N_W \rightarrow \infty$ result of Eq. (3) is only marginal.

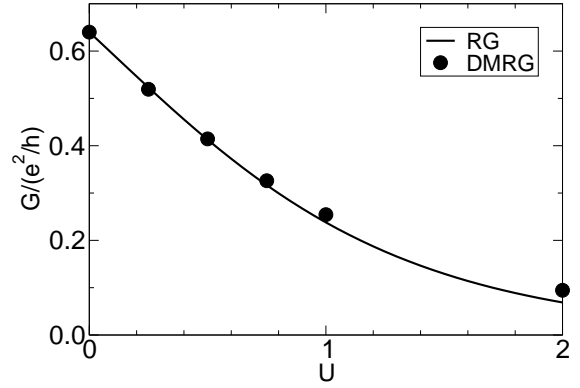


FIG. 1. Conductance as a function of U for $N_W = 12$ and $\rho = 0.5$.

Assuming an interaction which is turned on (and off) sharply (in space), i.e. $U_j = U$ for $j = 1, 2, \dots, N_W - 1$, leads already in the absence of a single particle scattering term (i.e. $\rho = 1$) to a conductance which depends on U and N_W ^{22,19,16} and for large N_W is suppressed as $G \sim N_W^{2(1-1/K)}$.¹⁶ In this case the switching on of the interaction acts as an impurity. To avoid this effect in the following the interaction is turned on smoothly: $U_j = U[\pi/2 + \arctan(s[j - j_s/2])]/\pi$ for $j = 1, 2, \dots, j_s - 1$, $U_j = U$ for $j = j_s, \dots, N_W/2$, and $U_{N_W-j} = U_j$ for $j = N_W/2 + 1, \dots, N_W$. The larger N_W and U the smoother U_j has to be varied to obtain the impurity free conductance for $\rho = 1$. This procedure enables us to

quantify the terms “perfectly” and “adiabatically” connected used in the field theoretical modeling of transport through an impurity free LL.^{23,24} In the absence of an impurity and for an interaction which is turned on smoothly we find $G = e^2/h$ since the interacting wire is connected to non-interacting leads.^{23,24} For the RG results presented below we chose s and j_s such that in the impurity free case the relative deviation of the conductance from e^2/h is less than 2×10^{-4} . For the large system sizes considered in the following ($N_W \geq 256$) we do not expect the local change of the interaction strength over a few lattice sites to have a relevant effect on the flow of the bulk two-particle vertex and thus neglect it in the flow of the vertex. It turned out that as long as the switching on of the interaction is smooth enough and the bulk part of the wire is large compared to the switching region, G is independent of the details of the switching procedure as expected. To determine U^Λ we furthermore use Eq. (3) obtained for $N_W \rightarrow \infty$.

In the LSGM the conductance is studied as a function of temperature.^{5,7,8} Here we limit ourselves to $T = 0$ but treat wires of finite length. We expect that the temperature scaling can directly be translated into a scaling in $1/N_W$ and thus study G as a function of $1/N_W$. For a certain value of U we later confirm this by a direct comparison of the scaling function calculated by us with $\tilde{G}_{K=1/2}$ obtained within the LSGM. The variable in which scaling is expected is N_W/N_0 , where N_0 denotes a characteristic non-universal length scale, i.e. N_0 depends on the details of the model and its parameters [here $N_0 = N_0(U, \rho)$].

For the universality of scaling to hold it is necessary that the conductance for small impurities, i.e. $1 - \rho \ll 1$, and small N_W scales as $1 - G/(e^2/h) \sim N_W^{2(1-K)}$ and for large impurities, i.e. $\rho \ll 1$, and large N_W as $G/(e^2/h) \sim N_W^{2(1-1/K)}$.⁵ Using the functional RG we find power-law behavior in both these limits with exponents which according to the above two relations can be expressed consistently in terms of a single approximate LL parameter K_{RG} . For $U = 0.5$ we find $K_{RG} = 0.858$ and for $U = 1$, $K_{RG} = 0.741$ both in excellent agreement with the exact values $K = 0.861$ and $K = 0.75$ obtained from Eq. (2). This gives us further confidence in the method we use.

To demonstrate one-parameter scaling we calculated G for $\rho = 0.99, 0.98, \dots, 0.95$, $\rho = 0.9, 0.85, \dots, 0.05$, $N_W = 256, 512, \dots, 4096$, $j_s = 22$, $s = 2$, and various U . Figs. 2 and 3 show that for a fixed U the data can be collapsed on a single curve $G^{RG}/(e^2/h)$ with $x = [N_W/N_0(U, \rho)]^{1-K_{RG}}$ as a scaling variable. The limiting behavior discussed above leads to the asymptotic x dependence (solid lines) indicated in the figures. The finding is in accordance with the results obtained within the LSGM.^{5,7,8} Obviously (see Figs. 2 and 3) the scaling function depends on the interaction, i.e. the LL parameter, as expected from the LSGM. This has to be contrasted to the fermionic RG procedure put forward in Ref.²⁵, where the scaling function for arbitrary interaction turns out to be the non-interacting one, if the

scaling variable x is defined in equivalence to the above definition. Hence our approach goes beyond the one of Ref.²⁵. The large N_W required exclude that scaling of G can be shown using DMRG and calculating the persistent current.²¹

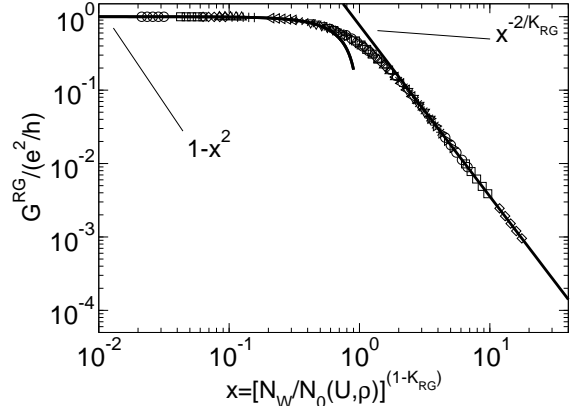


FIG. 2. Scaled conductance for $U = 0.5$. Different symbols stand for different ρ and $N_W = 256, 512, \dots, 4096$ in each case.

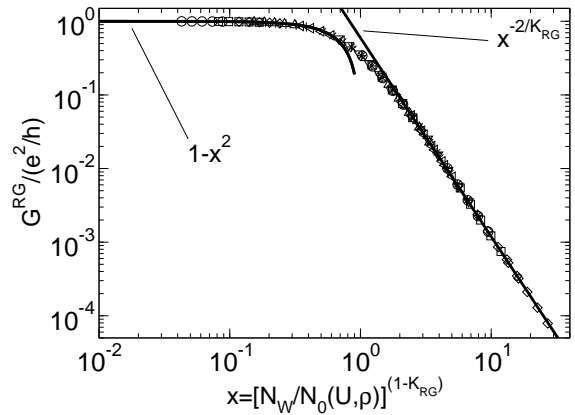


FIG. 3. The same as in Fig. 2 but for $U = 1$.

After demonstrating that within the functional RG approach one-parameter scaling can be found for the lattice model considered we now want to compare the resulting scaling function to the one determined analytically within the LSGM for $K = 1/2$.⁵ We find that $U = 2.23$ leads to $K_{RG} \approx 1/2$. This is fairly close to $U = 2$ which in the Bethe ansatz [Eq. (2)] solution gives $K = 1/2$. Within our approximation the RG method does not capture the charge density wave ordering transition at $U = 2$ occurring in the exact treatment of the impurity free model.¹³ A comparison of the RG data (ρ , N_W , j_s , and s as above) with the LSGM function (solid line) is presented in Fig. 4. The excellent agreement again shows that the method we use captures the relevant physics quantitatively and that the assumed equivalence of T and N_W scaling holds.

It gives evidence in favour of universality of the scaling function.

As discussed above for $U \leq 1$, $K(U)$ [see Eq. (2)] and $K_{\text{RG}}(U)$ agree up to 1% or better. This implies that the RG scaling functions shown in Figs. 2 ($U = 0.5$) and 3 ($U = 1$) should up to very high precision agree with the scaling functions of the LSGM \tilde{G}_K , with K determined from Eq. (2) with $U = 0.5$ and $U = 1$. To show this it would be interesting to have explicit results for \tilde{G}_K available for K closer to 1 than $1/2$ and $1/3$.⁸

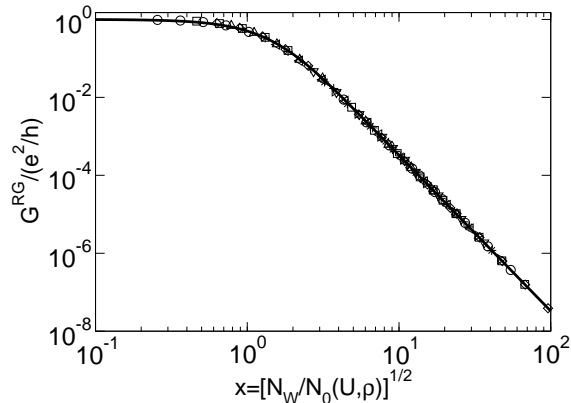


FIG. 4. The same as in Fig. 2 but for $U = 2.23$. The solid line is the $K = 1/2$ scaling function of the LSGM.

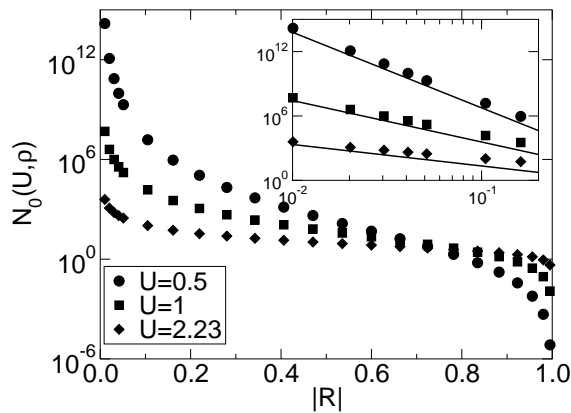


FIG. 5. N_0 as a function of $|R|$ for different U . The solid lines are power-laws with $N_0 \sim |R|^{-1/(1-K_{\text{RG}})}$.

For $U = 0.5, 1$, and 2.23 the length scale N_0 is shown in Fig. 5 as a function of the non-interacting reflection amplitude $|R| = (1 - \rho^2)/(1 + \rho^2)$. For $N_0 \gg 1$ this scale provides a measure for how large N_W has to be for a given ρ and U before the strong impurity limit is reached. In the weak impurity limit $|R| \ll 1$ one expects $N_0 \sim |R|^{-1/(1-K)}$.⁵ The inset of Fig. 5 shows that for the lattice model considered and intermediate U corrections to this behavior can be found even for fairly small $|R|$.

Using a site impurity and a combination of site and hopping impurities we have verified that scaling holds for generic types of impurities and that independently of the type of impurity for fixed U the same scaling function is found. Given the same U and $|R|$, N_0 weakly depends on the type of impurity considered.

In summary, using a functional RG method we have demonstrated that in a lattice model of interacting one-dimensional electrons and in the presence of a single impurity one-parameter scaling of the conductance holds. We have determined the non-universal length scale N_0 as a function of the strength of the impurity as well as the interaction. This provides the first example of a non-trivial scaling function for the conductance determined directly for a lattice model of an impurity in a LL. By comparison to numerical DMRG data and the $K = 1/2$ scaling function of the LSGM we have verified that the approximate treatment of the interaction is valid up to fairly large interactions. Our results give evidence in favor of universality of the scaling function for the conductance. The functional RG approach has the important advantage that it allows to determine the conductance for microscopic lattice models of correlated electrons without any further idealizations. The spin degree of freedom can easily be included.¹⁷ For further studies the combination of the fermionic lattice description and the functional RG approach allows for a microscopic modeling of contacts and leads.

We thank A. Rosch for urging us to clarify whether the expected scaling behavior of the conductance is captured by our RG approach. U.S. is grateful to the Deutsche Forschungsgemeinschaft and Die Junge Akademie and V.M. to the Bundesministerium für Bildung und Forschung for support.

-
- ¹ A. Luther and I. Peschel, Phys. Rev. B **9**, 2911 (1974).
 - ² D.C. Mattis, J. Math. Phys. **15**, 609 (1974).
 - ³ W. Apel and T.M. Rice, Phys. Rev. B **26**, 7063 (1982).
 - ⁴ T. Giamarchi and H.J. Schulz, Phys. Rev. B **37**, 325 (1988).
 - ⁵ C.L. Kane and M.P.A. Fisher, Phys. Rev. Lett. **68**, 1220 (1992); Phys. Rev. B **46**, 15233 (1992).
 - ⁶ F.D.M. Haldane, J. Phys. C **14**, 2585 (1981).
 - ⁷ K. Moon *et al.*, Phys. Rev. Lett. **71**, 4381 (1993).
 - ⁸ P. Fendley, A.W.W. Ludwig, and H. Saleur, Phys. Rev. Lett. **74**, 3005 (1995).
 - ⁹ S. Eggert and I. Affleck, Phys. Rev. B **46**, 10866 (1992).
 - ¹⁰ F.P. Milliken, C.P. Umbach, and R.A. Webb, Solid State Commun. **97**, 309 (1996); M. Bockrath *et al.*, Nature **397**, 598 (1999); Z. Yao *et al.*, Nature **402**, 273 (1999).
 - ¹¹ V. Meden, W. Metzner, U. Schollwöck, and K. Schönhammer, J. of Low Temp. Physics **126**, 1147 (2002).
 - ¹² F. Woynarovich and H.P. Ecker, J. Phys. A **20**, L97 (1987).
 - ¹³ This implies that the smallest K obtainable within the

present model and for half-filling is $K = 1/2$.

- ¹⁴ J.S. Langer, Phys. Rev. **127**, 5 (1962).
- ¹⁵ A. Oguri, Phys. Rev. B **56**, 13422 (1997).
- ¹⁶ V. Meden and U. Schollwöck, accepted for publication in Phys. Rev. B, cond-mat/0210515.
- ¹⁷ S. Andergassen, V. Meden, W. Metzner, U. Schollwöck, and K. Schönhammer, to be published
- ¹⁸ O.P. Sushkov, Phys. Rev. B **64**, 155319 (2001).
- ¹⁹ R.A. Molina *et al.*, cond-mat/0209552.
- ²⁰ T. Rejec and A. Ramšak, cond-mat/0301608.
- ²¹ To obtain the conductance using DMRG non-interacting leads have to be added and an extrapolation in the length of the leads is required. Therefore the size of the interacting wire is fairly limited.^{16,19}
- ²² A. Oguri, Phys. Rev. B **59**, 12240 (1999); *ibid.* **63**, 115305 (2001).
- ²³ I. Safi and H.J. Schulz, Phys. Rev. B **52**, R17040 (1995).
- ²⁴ D.L. Maslov and M. Stone, Phys. Rev. B **52**, R5539 (1995); D.L. Maslov, Phys. Rev. B **52**, R14368 (1995).
- ²⁵ K.A. Matveev, D. Yue, and L.I. Glazman, Phys. Rev. Lett. **71**, 3351 (1993).