

Classification of phase transitions and ensemble inequivalence, in systems with long range interactions

F. BOUCHET¹ and J. BARRÉ^{2,1}

¹Dipartimento di Energetica “Sergio Stecco”. Via S. Marta, 3. 50137 Firenze. Italia.

²Ecole Normale Supérieure de Lyon. France.

22 mai 2019

Résumé

Systems with long range interactions, because they are not additive, are subject to possible ensemble inequivalence. The microcanonical ensemble is richer than the canonical one, as some negative specific heat or some other non common behavior may be observed in the former. We propose a classification of microcanonical phase transitions, of their link to canonical ones, and of the possible situations of ensemble inequivalence. We discuss previously observed phase transitions and inequivalence in self-gravitating, two dimensional fluid dynamics and non neutral plasmas. We note numbers of generic situations that have not yet been observed in such systems. The relation with classification of phase transitions in small systems is also discussed.

Keywords : Long range interaction, Phase transition, Bifurcation, Ensemble equivalence.

Author contact : Freddy Bouchet
e-mail : bouchet@dma.unifi.it
Phone : (39) 055 47 96 344
Address : Dipartimento di Energetica “Sergio Stecco”.
Via S. Marta, 3. 50137 Firenze. Italia.

suggested running head :
Ensemble inequivalence and long range interactions : a classification.

1 Introduction

In a large number of physical systems, any single particle experiences a force which is dominated by interactions with far away particles. For instance, in a system with algebraic decay of the inter-particle potential $V(r) \sim_{r \rightarrow \infty} 1/r^\alpha$, when α is lower than the dimension of the system, the interaction is non local. Such long range interacting systems are not additive, as the interaction of any part of the systems with the whole, is not negligible with respect to the interaction of particles belonging to this part¹. As a consequence of the lack of additivity, peculiar thermodynamic behaviors are likely to be observed in such Hamiltonian systems. For instance, the usual proof of the validity of the canonical ensemble, for a system in contact with a thermostat, or for a part of a bigger isolated system, uses explicitly this additivity property.

Main examples of non additive systems, because of the long-range nature of interactions, are : astrophysical self-gravitating systems [44, 49, 20, 25, 55, 46, 60], two-dimensional or geophysical fluid dynamics [53, 47, 23], or some plasma physics models [32, 57, 31, 42]. Spin systems [9, 38] and toy models [3] with long range interactions have also been widely studied. The long range nature of the interaction in all these systems gives them some strong common properties. For instance, the analogy between two-dimensional turbulence and self-gravitating systems has been stressed early by Chavanis [18, 20].

In the astrophysical context, galaxies, in spite of their diversity, respect an organization illustrated by Hubble classification or by De Vaucouleurs' law. It is natural to think that such structures result from statistical equilibrium [49]. The statistical mechanics of self gravitating stars is however problematic due to the infinite volume of the phase space, making the real problem an out of equilibrium one. When this difficulty is circumvented by considering self-gravitating particles in a sphere, with a regularized potential for small distance, the final state of the system should maximize the entropy in the microcanonical ensemble. The study of this system shows the existence of a parameter range in which the specific heat is negative in the microcanonical ensemble [44]. As the specific heat is always positive in the canonical one, these two ensembles are thus not equivalent.

Conservative two-dimensional flows, or geophysical flows, have the property to self-organize at large scale, as illustrated in planet atmospheres or earth oceans. Onsager [48] has proposed a statistical approach to explain the organization of point vortices (the point vortex model is a particle approximation of the two-dimensional Euler equation). For this system,

¹These interactions are sometimes called “non integrable” ; see [59] for a discussion of this terminology

Caglioti and collaborators [17] have shown that there is no ensemble equivalence between the microcanonical and canonical ensembles, for some geometries (for instance in a rectangular domain, when the aspect ratio is large enough) and when the energy is large enough. This behavior is also associated with negative specific heat. However, this point vortex model does not predict the correct organization of the two-dimensional flows. Miller [47] and Robert & Sommeria [53] have proposed a direct statistical mechanics of continuous vorticity fields, which correctly reproduces the asymptotic organization. Ellis and collaborators [29] have shown an example of inequivalence of ensembles in the context of the Quasi-Geostrophic model, a simple model of geophysical flows, very close to the two-dimensional Euler equation.

Discussing plasma applications, Smith and O’Neil [54] have also shown a situation of ensemble inequivalence in the context of the point vortex model, when the angular momentum conservation is taken into account.

Another issue, common to all these systems, is to get a clear explanation of the dynamical stability of statistical equilibrium structures. For instance, the nonlinear stability of stationary geophysical flows, may be addressed using the two Arnold’s theorems [6], or their generalization. However, numerous geophysical flows are stable whereas they do not verify these theorem hypothesis. The Jovian atmosphere vortices (the Great Red Spot, for instance) are such examples, as illustrated by the “paradox” widely related in the corresponding literature (see Dowling [27]). This stability problem is closely related to the statistical equilibrium state study [14]. Using the statistical mechanics vocabulary, these flows do not verify the Arnold’s theorem hypothesis because they are not minima of the free energy (canonical description). They are however entropy maxima with the energy constraint (microcanonical description). As shown by Ellis and collaborators [30], this point of view allows to obtain new non linear stability results, solving the apparent paradox.

The study of non linear stability is thus directly related to the study of ensemble inequivalence. This fact is not restricted to fluid dynamics, and is common to plasma, self-gravitating and other long range interacting systems. In such dynamics, the nonlinear stability of stationary states of the Vlasov equation, an approximation for the particle dynamics, explains the dynamical stability of statistical equilibria (see for instance an illustration in the HMF model in [61]). For the same reason as for flow problems, the study of ensemble equivalence-nonequivalence is thus of primary importance.

These examples, in various application fields, illustrate that the microcanonical ensemble is richer than the canonical one, and motivate the study

of possible ensemble inequivalence. Whereas the microcanonical ensemble is the fundamental one for isolated systems, most results are obtained in the canonical ensemble, because computations are often easier in this setting. The canonical ensemble may however be also of interest, for systems with long range interactions, when coupled by short range interactions to a thermostat. These remarks justify a complete study of microcanonical phase transitions and their links with canonical phase transitions, and especially the possibility of ensemble inequivalence. The aim of this article is to provide a *classification* of all these phenomena : microcanonical and canonical phase transitions, and in particular situations of ensemble inequivalence. We will establish this classification in the case of long range interacting systems, but we want to stress that these systems are not the only ones for which ensemble inequivalence may occur (see [34], [50], [24]).

In order to formalize the problem, we first argue, in section 2, that the mean field approach is exact, in the limit of a large number of particles, for most of the systems with long range interactions. In this mean field context, the microcanonical equilibrium is defined by the maximization, with respect to an order parameter, of an entropy with an energy constraint. The canonical equilibrium is then described by the minimization of the associated free energy. The study of phase transitions is thus reduced to the study of the singularities of these two variational problems and the study of ensemble inequivalence to the comparisons of the equilibrium states in both ensembles. In section 2.3, we derive, more straightforwardly, results obtained by Ellis and collaborators [29], stating that ensemble inequivalence is characterized by the concavity of the equilibrium entropy as a function of the energy. More explicitly, any canonical equilibrium is a microcanonical one, whereas a microcanonical equilibrium is a canonical one if and only if the entropy is convex at the corresponding energy (see section 2.3 for more precise statements).

Our problem is thus reduced to the study of the singularities and concavity properties of two associated variational problems. Such a geometrical formulation allows the classification, independently of the initial problem, of the associated bifurcations (as meant by Thom or Arnold). This work is inspired by the works of Varchenko [58] and Aicardi [1], on the classification of phase transitions for binary mixtures, in classical thermodynamics. In section 3, we first explain crudely some ideas of bifurcation theory, especially the notions of generic event and codimension. We then expose the main results of this work : the classification of the codimension 0 and codimension 1 singularities in the study of microcanonical phase transitions and of ensemble inequivalence situations. We distinguish the case of systems with and without symmetries (sections 3 and 4 respectively). These results are summarized by figures 2, 3, 6 and table I.

The main interest of this study is a complete enumeration of the possible microcanonical phase transitions and ensemble inequivalence situations, and the associated codimension 1 bifurcations. In section 3, we discuss with regard to this classification, the various phase transitions and inequivalence situations already observed in the literature, in previous studies of various systems, in the case without symmetry. Interestingly, we note that many generic situations have not been yet observed, for instance the situation equivalent to azeotropy in binary mixtures. We notice also that the caloric curve (temperature versus energy curve) in the microcanonical ensemble may display many uncommon features, besides negative specific heat, such as negative temperature jumps in regions of negative or positive specific heat. All such possible situations are described by this classification. In section 4, we give a similar discussion and comparison with the existing literature for systems with symmetry.

Small systems [34] have some analogies with systems with long range interactions. In section 5, we discuss these analogies and differences and we explain why part of the present classification may be applied to small systems.

In all this work, we study the possible inequivalence of ensembles, when only one dynamical constraint is taken into account. This is valid for inequivalence between the microcanonical and the canonical ensembles, or between the canonical and grand canonical ensembles, for instance. In the conclusion of this article, we explain how our results may be generalized when several constraints are taken into account, to study for instance the inequivalence between the microcanonical and the grand canonical ensembles. We also discuss codimension 2 singularities.

2 Mean field statistical mechanics and ensemble inequivalence in systems with long range interactions

In some systems, single particles experience a potential for which a macroscopic number of particles contribute. If the contribution to this potential of closest particles is negligible when the number of particles N goes to infinity, we shall call such a system a long range interacting system. From this definition, it is clear that a mean field description of equilibrium states is natural for such systems. In this section, we first explain how these heuristic ideas may be expressed rigorously and lead to a general mean field formulation, in the limit of a large number of particle (section 2.1). We then give several physically relevant examples (section 2.2).

In section 2.1, we argue that the mean field description is exact, as soon as one is interested only in equilibrium structures (ie not trying to describe the vanishing fluctuations in the thermodynamic limit). As a result, the microcanonical equilibrium state m_m and entropy S , at some energy E , are the solutions of the maximization of an entropy functional s , with some constraints. For instance:

$$S(E) = \sup_m \{s(m) \mid h(m) = E\} = s(m_m) \quad (1)$$

when only the energy constraint is of interest ; h is the energy, expressed like s in terms of some macroscopic (coarse-grained) variable m , and m_m is the state for which the supremum is reached. We also argue in section 2.1 that the canonical equilibrium m_c , at inverse temperature β , is given by the minimization of the free energy functional:

$$F(\beta) = \inf_m \{-s(m) + \beta h(m)\} = -s(m_c) + \beta h(m_c) \quad (2)$$

We note that the usual free energy is $F(\beta)/\beta$. Nevertheless, for sake of simplicity, we will always call F the free energy².

In section 2.2, we show that this general formulation is valid for applications in two-dimensional turbulence, self gravitating systems, and plasma physics.

Starting only from the two variational problems (1) and (2), we derive in section 2.3 a simple characterization of inequivalence of ensembles, already put forward in [29].

This general formulation and characterization will then allow us to achieve the main goal of this article : a classification of the inequivalence situations and of their bifurcations (in chapter 3 and 4), independently of the system (independently of the actual entropy and energy functionals).

2.1 Microcanonical and canonical equilibrium states

2.1.1 Definition of the equilibrium states

As explained above, this mean field description of long range interacting systems can be expressed rigorously. In this paragraph, we briefly sketch the general scheme to derive the variational problems (1) and (2), from a microscopic description of the system at hand (see [28] for more details). The central mathematical tool is large deviation theory, and results may be obtained independently for any system at hand (the works in which results

²With this notation, the free energy is the Legendre transform of the entropy s , as will be proven in section 2.3. Moreover, for negative temperature states (for instance in two dimensional turbulence), $F(\beta)$ must also be minimized, whereas the usual free energy should be maximized. Such a notation thus simplifies the discussion.

are obtained will be cited in section 2.2). We do not enter into the details of large deviation theory in the following. For a complete introduction, see for instance [26]; for a more detailed derivation of the variational problems for coarse-grained processes, with emphasis on fluid dynamics applications, see the work of Ellis and collaborators [13].

The procedure is as follows. In a first step one describes the system at hand by a macroscopic variable; this may be a coarse-grained density profile in self gravitating systems, a density of charges in plasma physics, a magnetization profile for a magnetic model... In the following, we will generically call this macroscopic variable m . m may be a scalar, a finite or infinite dimensional variable.

One then associate a probability to each macrostate m , proportional to the corresponding number of microscopic states $\Omega(m)$. Large deviation theory comes into play to estimate $\Omega(m)$. Under very general hypothesis, one has (N is the total number of degrees of freedom in the system)

$$\log(\Omega(m)) \sim_{N \rightarrow \infty} N s(m)$$

which defines the entropy $s(m)$ of a given macrostate m . This is a consequence of Cramér theorem, if m is the sum of independent variables, and of a generalization of it, or of Sanov theorem if m is a coarse grained field.

In a second step, one has to express the constraints (energy or other dynamical invariants) as functions of the macroscopic variable m . We consider in the following only one constraint, the energy H . In general, it is not possible to express exactly H as a function of m ; however, for long range interacting systems, one can define a coarse-grained energy functional $h(m)$ that verifies

$$H \sim_{N \rightarrow \infty} N h(m)$$

Having now at hand the entropy and energy functionals, one can compute the microcanonical density of states $\Omega(E)$, using for instance theorem 3.2 of [29]: the microcanonical solution is simply given by the variational problem

$$\log(\Omega(E)) \sim_{N \rightarrow \infty} N S(E) \quad \text{with} \quad S(E) = \sup_m \{s(m) \mid h(m) = E\} \quad (3)$$

The point where the supremum is reached defines $m_m(E)$, the microcanonical state of the system at energy E . We suppose for the moment that it exists; however it is not necessarily unique.

Furthermore, with the knowledge of $s(m)$, one can compute the expectation value of any function ϕ of m :

$$\langle \phi \rangle \propto_{N \rightarrow \infty} \int dm \phi(m) \exp(N S(m))$$

If $\phi = \exp(-Nh)$, a saddle point evaluation of this integral yields the canonical solution

$$F(\beta) = \inf_m \{-s(m) + \beta h(m)\} \quad (4)$$

The point where the infimum is reached defines $m_c(\beta)$, the canonical state of the system at inverse temperature β ; we suppose that it exists, but as in the microcanonical case, it needs not to be unique.

At this point, it is clear that the problem of equivalence of ensembles reduces to the study of the solutions of these two general variational problems, and of the relations between these solutions. In the preceding discussion, we have supposed that the variational problems defining the microcanonical and canonical equilibrium (3) and (4) actually reach their extremum for some given macroscopic variable m_m and m_c respectively. We will make this very general assumption in the following of this article, but it has to be proven for each case, using properties of the entropy functional $s(m)$, which is usually strictly concave.

2.1.2 Meaning of the canonical ensemble for systems with long range interactions

In the preceding discussion, we have used the usual definition of canonical ensemble. We now discuss the physical meaning of this statistical ensemble in the context of systems with long range interactions.

In usual statistical mechanics, the canonical ensemble describes the statistical properties of a system S in contact with a thermostat T . This may be derived from the microcanonical ensemble of $S+T$ when two hypothesis are made : firstly the energy of the system must be small with respect to that of the thermostat (this is the definition of a thermostat) and secondly the contact energy between S and T may be neglected with respect to the energy of S . A common realization of this situation is to consider, S to be a small part (but still macroscopic) of a bigger system, which is the thermostat T .

On one hand, for a system with long range interaction, the contact energy between the global system and a part of it, is never negligible, by definition. Thus there is no reason for the canonical ensemble to describe the statistics of a small part of a long range interacting system: in fact, every long range interacting system has to be considered as a whole.

On the other hand, one may think to a long range interacting system in interaction with a thermostat of different nature, with which the contact energy is negligible. In this last case, the usual canonical ensemble interpretation holds.

Another point, more technical may be stressed. The use of canonical ensemble in usual thermodynamics is sometimes linked to the technical difficulty to compute microcanonical ensemble results. Similarly, for long range interacting systems, the study of canonical equilibrium is simpler than the microcanonical ones, because the variational problem (2) contains no constraints. Moreover, as will be discussed in section 2.3, the knowledge of all canonical equilibria is sufficient to determine if the canonical and microcanonical ensemble are equivalent. In this last case it is thus unnecessary to solve the microcanonical variational problem.

2.2 Physical applications of the statistical mechanics for long-range interacting systems

In the previous section, we have used very general arguments to explain why microcanonical and canonical equilibrium structures in systems with long range interactions are solutions of the two variational problems (1) and (2). In this section we give numerous examples concerning a wide number of applications, for spin systems, two-dimensional and geophysical turbulence, self-gravitating systems and plasma physics. We stress the peculiarities of each of these systems.

2.2.1 Two dimensional turbulence

Incompressible two dimensional flows, conversely to three dimensional ones, are conservative in the limit of an infinite Reynolds number. As a consequence, two dimensional flows organize spontaneously at large scale, and this Hamiltonian organization may be explained using statistical mechanics. Furthermore, the equations of motion of such systems describe the evolution of the vorticity (or some equivalent), interacting at long range. The explanation of the organization of two dimensional flows in coherent structures is thus one of the important fields of application of the statistical mechanics for long range interacting systems. This includes the important class of geophysical flows: due to the effect of planet rotation, they behave like two dimensional flows.

For the point-vortex system [48, 39], two dimensional incompressible flows [47, 51], Quasi-geostrophic flows [15], rotating Shallow-Water model [23], some mean field approaches have been proposed to explain the equilibrium structures. These last ones are solutions of variational problems of type (1) and (2), for each of these models. The main peculiarity of these systems, apart from the point vortex model, comes from the existence of an infinite number of conserved quantities (Casimirs), due to the continuous nature of the dynamics, and similar to the conserved quantity of a Vlasov dynamics. The corresponding variational problems and ensemble

equivalence and non equivalence can then be considered with one or more constraints.

The justification of these mean field approaches, by large deviation techniques, has been addressed by Michel and Robert [45, 52] for two-dimensional turbulence and the Vlasov Poisson equation, or for more general coarse-grained processes by Ellis [29]. For the point vortex model, the microcanonical variational problem is rigorously obtained by Kiessling and Lebowitz [41], for a limit of Gaussian approximations of the microcanonical measures.

2.2.2 Self-gravitating systems

Self gravitating systems are probably the most obvious examples of long range interacting systems. However, the statistical mechanics encounter here a difficulty: the short range singularity of the gravitational interaction prevents even the existence of a finite phase space volume. This shows up in the variational problem as the non existence of the extremizers m_m and m_c . Nevertheless, this difficulty can be overcome in different ways. For instance one may consider the statistical mechanics of the Vlasov-Poisson system, a good approximation for small time, instead of the Hamiltonian for the particles [18]. The Michel and Robert [45, 52] justification of the mean field holds in that case. Another possibility is to explicitly regularize the gravitational interaction at short distances and to confine the system in a box. The corresponding mean field equilibria have been widely studied (see for instance reviews on [44, 49, 20, 55]). A justification of the mean field results has been proposed by De Vega and Sanchez [25].

In both cases the mean field procedure leads to variational problems of (1) and (2), the macroscopic variable m being for instance a mass density profile.

2.2.3 Plasma physics

Several models of non neutral plasma have Hamiltonian dynamics with long range interactions. For instance, the mean field approach for the point vortex model have been first proposed by Joyce and Montgomery [39], with in mind plasma applications. Similarly, Smith and O'Neil [54] study the same model citing applications for bounded guiding-center plasma. Another example of system with long range interaction in plasma physics is the Coulomb oscillator model which describes beam dynamics in high intensity particle accelerators. This two dimensional model contains an electrostatic repulsion plus a quadratic confining potential. The mean field equilibrium states have been studied by Turchetti and collaborators [57]. The microcanonical and canonical equilibrium structures may be described

by two variational problems of type (1) and (2). We do not know any justification of the mean field results in that case.

The long range interaction in plasma physics is not always directly the Coulomb interaction: it may show up in an *effective* description of the plasma, taking into account different time scales in the system. Antoni and collaborators consider a one dimensional plasma with repulsive Coulomb interactions, and split it in two parts: the bulk particles which can support Langmuir waves, and the particles resonant with the Langmuir waves. They derive in [2] an effective Hamiltonian for the plasma, coupling the waves with N resonant particles. The waves provide a global coupling for the system, and equilibrium statistical mechanics leads to variational problems ([32]).

In the same spirit of wave-particles interaction, the work [31] presents a Hamiltonian model for the study of a Compton Free Electron Laser. In this case, the exactness of the mean field results is straightforward, as the Hamiltonian may be expressed exactly in terms of a mean field variable. The microcanonical and canonical equilibrium structures may be described by two variational problems of type (1) and (2).

A last example of long range interacting system is a self-confined current-carrying plasma torus [42]. Attraction between current filaments is then the same as two-dimensional gravitational interaction. In the work [42], the maximization of an entropy functional with an energy constraint is considered. The justification given is based on the maximization of a Boltzmann entropy functional, describing the kinetic limit of a N particles Hamiltonian system.

2.2.4 Spin systems

In the mean field solution of spin models, each spin is supposed to feel a field averaged over all the sample; it is usually considered as an approximation for the behavior of a short range interacting system. However, these models, where the strength of the interaction between two sites does not depend on the distance between them, have their own interest, as long range (actually infinite range) interacting spin systems.

They provide very simple toy models to study the statistical mechanics of long range interactions. The methods of the previous section then rigorously apply, the macroscopic variable m being in general finite dimensional, and related to the magnetization. The resulting variational problems have been studied for the 3-states Potts model [38] and for the Blume-Emery-Griffiths model [9].

To study the effect of the range of the interaction, in the same toy model spirit, lattice systems have been introduced with interactions between sites decreasing like a power law with the distance. The macroscopic variable

m will be now a function, like for instance a magnetization profile over the sample. If the interactions decrease slowly enough (precisely with an exponent lower than the space dimension), the interactions are long range according to our definition, and the statistical study reduces to the two variational problems (1) and (2). For a review on such studies on long range interacting spin systems, see [10].

An other toy model to study long range interacting system in the Hamiltonian Mean Field model proposed by Antoni and Ruffo [3]. This Hamiltonian dynamical model is interesting for its simplicity, as the Hamiltonian may be expressed exactly in terms of a mean field variable, which permits comprehensive analytical studies. For this reason, the mean field approach is exact, and the equilibrium states verify two variational problem of type (1) and (2). Some generalizations of this simple model have also been considered [4].

As a conclusion, for a large number of problems, in widely different physical context, the computation of the statistical equilibrium of long-range interacting systems can be reduced to variational problems like (1) and (2). In the following we will describe general properties of such variational problems, independently of a peculiar model, in order to classify the phase transitions and the situations of ensemble inequivalence for such systems.

2.3 Characterization of equivalence and inequivalence of microcanonical and canonical ensembles

In the previous section, we have shown that the study of equilibrium states of systems with long range interaction may be reduced to two variational problems, respectively for the microcanonical and the canonical ensembles. In this section we will study the relationships between these two variational problems. It seems to be classically known that ensemble equivalence is related to the concavity of the entropy $S(E)$ (authors of [41] use this property as a definition). If the entropy is twice derivable and non concave at some point, both ensembles are obviously not equivalent, since specific heat is always positive in the canonical ensemble. A more complete result states that ensemble inequivalence is completely characterized by the concavity of $S(E)$, for systems with long range interaction. It seems that the first proof of this is given by Ellis and collaborators [29]. In the following, we give a simplified version of their proof, and of some direct generalization. We prove that:

1. a canonical equilibrium state at inverse temperature β is always a microcanonical equilibrium state for some energy E .

2. a microcanonical equilibrium state of energy E is also a canonical equilibrium state, for some inverse temperature β , if and only if the function S coincides, at the point E , with its concave hull.
3. the second point can be refined: we consider an energy E at which S is regular (at least twice differentiable); then a microcanonical equilibrium state of energy E is a canonical stable or metastable state, for some inverse temperature β , if and only if, the function S is locally concave around the point E .

The problem of ensemble inequivalence is thus reduced to the study of the concavity of the function $S(E)$. The classification of ensemble inequivalence situations, in sections 3 and 4, will be based on this characterization. We conclude this section by explaining that the study of the canonical equilibrium states is sufficient to determine if ensemble inequivalence exists in the system under concern.

Let us write down the variational problems one more time, for clarity. The microcanonical equilibrium is given by

$$S(E) = \sup_m \{s(m) \mid h(m) = E\} \quad (5)$$

and the canonical one by

$$F(\beta) = \inf_m \{-s(m) + \beta h(m)\} \quad (6)$$

We first note that these two variational problems are closely related. The microcanonical one is a constrained problem, whereas the canonical one is its associated unconstrained problem. For this reason, and by using the Lagrange parameter result, one readily sees that both problems have the same critical points, verifying $-ds + \beta dh = 0$, where β is alternatively a Lagrange parameter or a fixed parameter. However, the link between the type of critical points (maxima, minima, local or global) of both problems is not clear a-priori. We address this question in the following.

The results 1. and 2. are classical. A proof is for instance given by Ellis and collaborators [29]. In the following, we show that using Legendre transform properties, these results are straightforward.

Let us first define the Legendre transform S^* , of a function S , by $S^*(\beta) = \inf_E \{\beta E - S(E)\}$. In the following we will use a classical result on Legendre transform: the double Legendre transform of a function S^{**} is equal to the concave hull of S . Thus both functions coincide if and only if S is concave.

We first prove that F is the Legendre transform of S . For this we express the variational problem (6), computing first the infimum value of the free energy functional on each energy shell: $F(\beta) = \inf_E \inf_m \{-s(m) + \beta h(m) \mid h(m) = E\}$. Using then the definition of $S(E)$, (5), we then obtain $F(\beta) = \inf_E \{\beta E - S(E)\}$, which is the desired result.

Let us now prove that a canonical equilibrium m_c , for some β , is always a microcanonical equilibrium for the corresponding energy $E = h(m_c)$ (point 1). For this we only have to prove that $S(E) = s(m_c)$. The definition of S implies that $S(E) \geq s(m_c)$. As m_c is a canonical equilibrium, we have $F(\beta) = \beta E - s(m_c)$. From the expression of F as a Legendre transform of S , we also have $F(\beta) \leq \beta E - S(E)$. These two results give the converse inequality $S(E) \leq s(m_c)$. This completes the proof. Let us note, that for a given β , several canonical equilibrium may exist, with the same or with different energies.

We have proven that a canonical equilibrium is always a microcanonical one. The converse is false. More precisely, a microcanonical equilibrium m_m for some energy E is a canonical one if and only if S coincide with its concave hull at E , or equivalently $S(E) = S^{**}(E)$ (point 2).

Let us first suppose that $S(E) = S^{**}(E)$. Then $S(E) = \inf_\lambda \{\lambda E - F(\lambda)\}$. Let β be one value of λ for which the inf is reached. Then $S(E) = \beta E - F(\beta)$. Because m_m is a microcanonical equilibrium, $s(m_m) = S(E)$. Then $F(\beta) = -s(m_m) + \beta h(m_m)$. Thus m_m is a canonical equilibrium.

We suppose now that $S^{**}(E) > S(E)$ (let us note that $S^{**}(E) \geq S(E)$ is always verified, since S^{**} is the concave hull of S). Then $\inf_\lambda \{\lambda E - F(\lambda)\} > S(E)$. This means that *for all* λ , $F(\lambda) < \lambda h(m_m) - s(m_m)$. Consequently, the microcanonical solution m_m does not correspond to any canonical solution.

Let us now consider the question of the canonical stability and metastability of a microcanonical equilibrium (point 3). A canonical state m_c , with energy $E = h(m_c)$, will be said to be stable if it is the global minimum of the problem (6); it will be said to be metastable if it is only a local minimum, that is a minimum when we consider only states sufficiently close to m_c ³. With this definition of canonical stability, we can make the same reasoning as done for points 1) and 2), but restricting the minimization of the free energy to states sufficiently close to m_c . This proves that a canonical equilibrium is stable if, and only if, it exists an interval of energy sufficiently small, around E , such that S is concave on this interval. This is the third point.

³For an infinite dimensional m , one has to define properly some topology

Point 3 may also follow from a differential geometry calculation when the macroscopic variable m has finite dimensionality (an example of which is given in [10]). The idea is that turning from microcanonical to canonical, the energy constraint is removed, so that minimization along an extra direction (the "energy" direction) is needed. It turns out that the free energy functional is indeed minimal along this direction if and only if $S''(E) < 0$ (this is equivalent to require a positive specific heat for the system). Such type of arguments have been pushed further by Katz [40] to characterize the appearance of new unstable modes.

To conclude this analysis, we shall argue that the knowledge of the canonical equilibria $m_c(\beta)$, for all β , is sufficient to know whether ensemble inequivalence occurs or not. From the knowledge of all $m_c(\beta)$, we can compute all canonical equilibrium energies $\{h(m_c(\beta))\}$. If this energy ensemble is the same as the energy range of the system, then the whole curve $S(E)$ can be constructed from $\{(h(m_c(\beta)), s(m_c(\beta)))\}$. This curve is always concave, as a canonical equilibrium (not necessarily unique) may be associated to each point. Thus there is no ensemble inequivalence. Conversely, if the canonical energy range is different from the system energy range, then for these energies, microcanonical equilibrium are not canonical ones, and ensemble inequivalence exists.

This completes the demonstration of the relationship between equivalence of ensembles and the concavity of the entropy S . Therefore, the classification of the different types of inequivalence, and of the different possible onset of inequivalence, reduces to the study of the different types of concavity breaking for the function S . This classification is the main goal of this paper, and the object of the chapters 3 and 4. In the following section, we will prepare this task by reducing the variational problem under constraint (1) to a parameter dependent variational problem without constraint.

2.4 Reduction to an unconstrained variational problem

In the previous section, we have proven that phase transitions and equivalence-inequivalence properties of systems with long-range interactions are characterized by the concavity properties of the entropy as a function of the energy $S(E)$. As a consequence, we have to classify the singularities, and bifurcations of the convexity properties, of a function. For this purpose, we need to know the singularities arising from the maximization process involved in the definition of $S(E)$. We would like to use some mathematical results, which are valid for functions obtained by a maximization process

without constraint. Thus, we would like to replace the microcanonical problem under constraint (1), by a maximization problem without constraint, but with the energy E as an external parameter.

In many models, the energy may be expressed as $E = e_c + e_p(\tilde{m})$, sum of the usual kinetic energy term and of a potential energy containing the interactions. In that case, m is the pair (e_c, \tilde{m}) . Then, replacing e_c by $E - e_p(\tilde{m})$, one obtains an entropy functional $\hat{s}(E, \tilde{m}) = s(E - e_p(\tilde{m}), \tilde{m})$. This is a maximization problem without constraint, parametrized by E , as expected.

In the other cases, the simplification is less obvious. As long as the differential $dh(m)$ is non zero, one can use the implicit function theorem, to invert locally the relation $E = h(m)$. This local result is not sufficient to conclude alone, and some work is needed for each case. However, it puts forward the main problem that may prevent this simplification procedure: a vanishing differential $dh(m)$. In the following, we will neglect this possible phenomenon and assume that the microcanonical problem can be reduced to an unconstrained variational problem. We are not aware of any physical example for which the vanishing of dh is relevant.

3 Classification of long-range interacting systems phase-transitions and of statistical ensemble inequivalence

In the previous section, we have reduced, on quite general grounds, the study of microcanonical and canonical equilibriums, for a long range interacting system, to two variational problems (1) and (2). In section 2.3, we have shown, independently of the model, that microcanonical phase transitions are characterized by a lack of analyticity of the entropy $S(E)$, whereas ensemble inequivalence or canonical phase transitions are characterized by concavity change of the entropy $S(E)$. The aim of this chapter is to classify all possible phase transitions and situations of ensemble inequivalence, or equivalently to classify the lack of analyticity and concavity properties of the entropy $S(E)$, and the evolution of such properties when some external parameters are varied.

In order to make this classification, we follow the general ideas of catastrophe theory [56] (or singularity theory [7]). In section 3.1, we briefly expound these ideas. We particularly discuss the meaning of stability of some situation with respect to small changes in the model (notion of generic singularities), and how this stability property depends on the number of external parameters that can vary (notion of codimension of a singularity).

In section 3.2 we apply these ideas to the classification of phase transi-

tions and of statistical ensemble inequivalence in systems with long-range interactions, when no symmetry property is assumed for the macroscopic variable. This last case is considered in section 4. In both cases we classify codimension 0 and codimension 1 situations (that is with none or one external parameter), when only one constraint (the energy) is considered.

3.1 Classification, singularities and bifurcation theory

In order to introduce some simple ideas of bifurcation theory, let us consider the following problem : how do curves intersect ?

Let us begin with some simple remarks: two curves in a 2D space generically intersect. In a 3D space however, two curves generically do not intersect, but a curve and a one-parameter family of curves (one external parameter) generically intersect each other at a point. What is the meaning of generic in such sentences ? A phenomenon (event) will be called generic if it is stable, when the functions defining the problem are subject to small perturbations.

The example of the curves intersection illustrates that more and more phenomena will become generic as we raise the number of external parameters. Generic phenomena without any external parameter will be called “of codimension 0”, with one parameter “of codimension 1”, and so on. The origin of the term codimension is easily understood: if we plot the phase diagram of the system giving the different singularities in the n dimensional parameter space, codimension 0 singularities will be represented by n dimensional sets, codimension 1 by $n-1$ dimensional sets, and so on. The aim of the classification is to determine all the generic events for a given codimension.

Singularity theory is the mathematical theory which deals with the classification of the singularities of differentiable maps. Bifurcation theory refers to the application of singularity theory to various scientific domains. In the following we will use some results of singularity theory on classifications of the extremum of a function depending on some parameters, and on the convexification of a function [1, 12, 16, 62]. When no mathematical results are known, we use that a direct geometric visualization of the problems under concerns is possible for low codimension problems, in order to propose a heuristic, but systematic, derivation of the corresponding singularities.

Since the thermodynamic behavior of a system with long range interactions is dictated by the analyticity and convexity properties of the function $S(E)$, we will call singularity any analyticity breaking, convexity change or change in the concave envelop of the function. The aim of this chapter

is the classification of these singularities. In section 3.2, we first describe a generic $S(E)$ curve. The properties (convexity, analyticity) of such a curve change on some special values of the energy. As the energy is an internal parameter, these singularities are generic without any external parameter change. We thus call these points codimension 0 singularities and classify them in section 3.3. The generic changes of these codimension 0 singularities, when one varies an additional external parameter (codimension 1 singularities) are classified in section 3.4.

The second point to decide if a phenomenon is generic or not is the class of functions considered in the variational problem (1). For instance, the physical model may impose some symmetries on the functions s and h . This allows some generic phase transition, associated to symmetry breaking, which are not generic, for the same codimension, in a system without symmetry. In this chapter, we first concentrate on the general, non symmetric case. In chapter 4, we treat the case of a system with symmetry.

3.2 Generic situations of microcanonical phase transitions and ensemble inequivalence

As the energy E is essential for ensemble equivalence determination, we consider it as an internal parameter. In order to prepare the construction codimension 0 situations (section 3.3), that is *generic entropy curves* $S(E)$, we first describe the *generic points* of a curve $S(E)$.

For this, we consider the three sources of singularity we are interested in : maximization singularity, convexity property and convexification. The corresponding generic points are:

- **Maximization singularities and analytic properties**

A generic point with respect to maximization is a point where $S(E)$ is analytic.

- **Convexity properties**

A generic point with respect to the convexity properties is a point where the second derivative of $S(E)$ is non zero, so that S has a definite concavity. This defines two types of generic points with respect to the convexity properties, the concave and the convex ones.

- **Properties with respect to concavification**

A generic point of the curve $S(E)$ may or may not belong to the concave envelop of S . Thus, there are two types of generic points with respect to concavification.

We may now combine the different properties to get the different types of generic points:

- A concave point may or may not belong to the concave envelop of S . Consequently, there are two types of concave generic points: those who belong to the concave envelop (point A on Fig. 1), and those who do not belong to the envelop (point C on Fig. 1).
- A convex point cannot belong to the concave envelop, so that there is only one type of such generic points (point B on Fig. 1).

We have now classified the three types of generic points. The microcanonical and canonical ensembles are equivalent at points of the A type, and inequivalent at points of the B or C types (B or C will be referred as the *inequivalence range*). The negative specific heat regions correspond to points of the B type.

The range of admissible values for E can be decomposed into several intervals, in the interior of which $S(E)$ has the property A , B or C . In codimension 0 (no external parameter), a generic curve $S(E)$ will be characterized by the bounds of these intervals. In the next section, we will follow the same scheme to systematically classify all these bounds, thus all codimension 0 singularities.

3.3 Codimension 0 singularities

The codimension 0 points are special points met along the $S(E)$ curve when varying the energy and no other parameter. They are of codimension 0 with respect to one of the three sources of singularities (the maximization process, the convexity properties of S and the concavification of S), and generic points with respect to the other two. Thus, we will first enumerate the codimension 0 singularities arising from each of the three sources, and then combine them with the generic points A , B or C .

3.3.1 The three sources of singularities

- **Maximization singularities and analytic properties**
Using results from singularity theory [16], we know that codimension 0 maximization singularities are of only one type. It corresponds to an exchange of stability/metastability between two different branches of solution of the variational problem. At such point E_c , S is continuous, but the derivative $\beta = \partial S / \partial E$ undergoes a *positive* jump. We will refer to these points as *microcanonical first order transitions*.
- **Convexity properties**
There is only one type of codimension 0 singularity arising from the convexity properties of S : the inflexion point, where the second

derivative of S vanishes (thus $d\beta/dE = 0$), and the third derivative is non zero. Since this corresponds to the point where a local minimum of $f(m, \beta) = \beta h(m) - s(m)$ becomes a saddle point, we will refer to it as a *canonical loss of stability*.

- **Properties with respect to concavification**

The concave envelop of S is made by concave portions joined by straight lines. Thus, the only codimension 0 singularity arising from concavification is the junction of a curved and a straight portion of the concave envelop. Since this corresponds to a jump in the first derivative of the free energy $f(\beta)$, we will refer to it as a *canonical first order transition*.

3.3.2 Construction of the codimension 0 singularities

We are now ready to construct all codimension 0 singularities of the $S(E)$ curve, by combining a codimension 0 situation in one of the three sources of singularities with a generic point in the other two.

- Let us first consider the *microcanonical first order transition*. At the point where two branches of $S(E)$ meet, the jump in the derivative $\partial S/\partial E$ is necessarily positive, so that the angle is reentrant. The point thus never belongs to the concave envelop of S : it is never visible in the canonical ensemble, it is in the *inequivalence range*. These two branches have a definite concavity, and may both be concave or convex. This determines four types of microcanonical phase transition drawn on Fig. 2.
- Let us now turn to the inflexion point, or *canonical loss of stability*: it connects a concave and a convex portion of S , and cannot belong to the concave envelop of S : it is in the *inequivalence range*. There is only one type of such points, represented on Fig. 2.
- Finally, the *canonical first order transition* always occurs inside a concave portion of S , and there is only one type of such points, see Fig. 2.

This completes the classification of codimension 0 singularities. To summarize, there exist microcanonical first order transitions (four different types, according to the concavity of the branches), canonical first order transitions (one type), and canonical losses of stability (one type). From these, only the canonical first order transition is visible in the canonical ensemble; the others belong to the inequivalence domain. A generic codimension 0

$S(E)$ curve contains these singularities, as isolated point, with the restriction that first order microcanonical phase transitions and canonical loss of stability occur in the inequivalence range.

In the next paragraph, we study codimension 1 singularities, before giving some physical examples for each situation.

3.4 Varying an external parameter: codimension 1 singularities

The codimension 1 singularities arise along the $S(E)$ curve when varying the energy and one external parameter. We follow the same path as in the previous section to classify them: using the singularity theory, we first enumerate all the codimension 1 situations for any of the three sources of singularities, independently of the two other sources. We then construct all the codimension 1 singularities by combinations: either of a codimension 1 situation in one source with a generic point in the other two, or of a codimension 0 situation with respect to two sources with a generic point one in the last source.

3.4.1 Codimension 1 singularities for the three sources of singularities

- **Maximization singularities and analytic properties**

Using results of singularity theory, we know that the codimension 1 maximization singularities are of three types (see [16]).

- the first type is the crossing of two microcanonical first order transitions. It happens when three different branches of solutions of the variational problem have the same entropy. We will refer to it as a *microcanonical triple point*.
- the second type is the appearance of a microcanonical first order transition; it corresponds to a point where $d\beta/dE = d^2S/dE^2 = +\infty$. We will call it a *microcanonical critical point*.
- the last type consists in the simultaneous appearance of two microcanonical first order transitions; it happens when a formerly wholly metastable branch of $S(E)$ crosses the stable one. Following the terminology used in binary mixture phase transitions, we will call it an *azeotropic point* (see [1], and figure 3 for an illustration).

- **Convexity properties**

- Varying the energy and an additional parameter allows one to pick up on the $S(E)$ curve points where the second and third

derivatives of $S(E)$ vanish. It shows up as an inflexion point with a horizontal tangent in the $\beta(E)$ curve. This situation will be called a *convexity change*.

- **Properties with respect to concavification**

When varying an external parameter, the structure of the concave envelop, as a succession of concave regions and straight lines, changes. The codimension 1 singularities arising from concavification are precisely the points where this structure changes; they are of two types:

- The first one is the appearance of a straight portion in the concave envelope in a formerly concave region. This requires that d^2S/dE^2 and d^3S/dE^3 vanish together. It is actually a convexity change as described above, but with the additional request to be in the concave envelop. This type of convexity change is the *canonical critical point*.
- The second one is the breaking of a straight portion in two straight portions separated by a concave zone. This happens when there exists a triple tangent to the $S(E)$ graph; this will be called a *canonical triple point*.

3.4.2 Construction of the codimension 1 singularities

The codimension 1 singularities are constructed by combining a codimension 1 situation from one of the three sources of singularity, with a generic point for the other two, or by combining two codimension 0 singularities.

- The *microcanonical triple point* involves three different branches of solution, that may all be either convex or concave. We refer them by three letters, for instance CVC (C for concave and V for convex). The first letter refers to the convexity of the low energy branch, the second one to the convexity of the appearing branch, and the third one to the convexity of high energy branch (see Fig. 3). There are eight types of such points, however the CCV and VCC or the CVV and VVC cases, respectively, are equivalent (by a change $E \rightarrow -E$). The six remaining cases are illustrated on Fig. 3. All these situations are always invisible in the concave envelop, they are thus canonically unstable.
- The *microcanonical critical point* necessarily arises inside a convex region of the $S(E)$ curve, invisible in the concave envelop. Thus, there is only one type of such points, see Fig. 3.
- The *azeotropy* phenomenon involves two branches, but it is not possible to have the lower branch convex and the upper one concave.

This left three cases, from which only the concave-concave (CC) one is visible in the canonical ensemble; see Fig. 3. We refer to these situations by two letters, for instance CV, where the second letter refers to the appearing branch.

- There are two types of *convexity change*: one signs the appearance of a convex zone inside a concave one (referred by C), and the other of a concave zone in a convex one (referred by V). The first case may be visible after concavification. When such it is the *canonical critical point*. See Fig. 3.
- The *canonical triple point*, or triple tangent case, always connects three concave parts of the $S(E)$ curve, so that there is only one type of such points, see Fig. 3.
- We turn now to a combination of two codimension 0 singularities: the *encounter of a canonical loss of stability with a microcanonical first order transition*. Let us suppose that the branch with the inflexion point is the low energy one (other cases are recovered by the change $E \rightarrow -E$). The four cases CV-C, CV-V, VC-C and VC-V exists, where two first letters refer to the concavity of the branch with the inflexion point, and the last one, the concavity of the other branch, see Fig. 3.

The canonical first order transition always happens alone, so that there is no other possible combination of codimension 0 situations.

The codimension 1 singularities allow us to discuss the onset of ensemble inequivalence, ie how the concavity of the $S(E)$ curve is destroyed when varying an external parameter. The inspection of the above classification tells us that this can happen in only two ways: at a canonical critical point and at an azeotropic point. Indeed, the other singularities take place entirely in the canonically invisible domain.

Let us also summarize the links between microcanonical and canonical codimension 1 singularities. The canonical critical point corresponds to the appearance of a convex intruder in the entropy, the canonical triple point is linked to a concavification singularity, whereas the canonical azeotropy occurs together with a CC microcanonical azeotropy.

As we have now completed the classification of all codimension 1 singularities, we review in the following paragraph the different configurations already observed in the literature, and discuss the possible physical relevance of the missing ones.

3.5 Examples of phase transitions and situations of ensemble inequivalence in physical systems

As the study of the mean field equilibrium for self gravitating stars is the most famous example of phase transition in long range interacting system [5, 44, 49, 20], we discuss it comprehensively. Let us discuss the classical temperature-energy curves in [49] or the Fig. 9 and Fig. 10 in [20] (reproduced on our figure 4). From these curves, one may construct the curves $\beta(E)$ or $S(E)$ (some of them are discussed in [21]). When the energy is decreased, one first encounter a *canonical loss of stability* (denoted CE in [20]). It has sometimes been called isothermal collapse, and describes the canonical transition (constant temperature) of a collection of stars from a gaseous phase to a very concentrated core surrounded by a more dilute halo (this last state needs a regularization). When energy is further decreased, at the point denoted MCE in [20], the gravothermal catastrophe occurs: in the microcanonical ensemble, the previously metastable branch become unstable, no local equilibrium exists anymore.

The tuning of the cutoff distance, for a regularized self-gravitating system, allows to observe codimension 1 singularities. Let us for instance discuss the lower part of figure 4, corresponding to self-gravitating fermions, where $1/\mu$ corresponds to a cutoff distance. The corresponding behavior is summarized by a schematic phase diagram in the $(-E, 1/\mu)$ plane, on figure 5. A similar phase diagram has been done independently in [22]. From figure 5, one sees that self-gravitating fermions exhibit all types of codimension 0 singularities plus a microcanonical critical point, a canonical critical point, and a crossing point between a microcanonical first order transition and a canonical destabilization.

A similar phenomenology has been found in the study of many different versions of self gravitating systems, the external parameter being the short distance cut off imposed on the gravitational interaction in various ways: see [46],[38] or [55] (in this last case, particles behave like hard spheres at short distances). We refer to the article [19] for a more complete bibliography and a more comprehensive description of phase transitions in self-gravitating systems. Self-gravitating systems with the conservation of angular momentum has also been considered [60, 22]. We do not describe this case.

Hertel and Thirring introduced an exactly solvable model in [36] to illustrate the concepts of negative specific heat and inequivalence of ensembles. Fig. 1 and 2 of their paper clearly show the three types of generic points (including the negative specific heat), and all codimension 0 singularities: a *canonical first order transition*, a *canonical loss of stability*, and a *microcanonical first order transition* between a convex and a concave branch.

Other examples of phase transitions have been found in the point vortex model or in geophysical fluid dynamics. Caglioti and collaborators[17] have proven that, for certain geometry (for instance for a rectangular domain with aspect ratio sufficiently large) and for sufficiently large energy, ensemble inequivalence occurs in the point vortex model. This has never been studied for a precise geometry, however they propose in their figure 4, page 247, a possible behavior. This would correspond to a *creation from infinity of a canonical loss of stability*, where the external parameter would characterize the geometry of the system. Another example for the point vortex model [54] will be discussed in the section dealing with systems with symmetry (section 4).

Ellis and collaborators [30] give an example of ensemble inequivalence in the Quasi-Geostrophic model. Their figure 2 shows a non decreasing $\beta(E)$, characterizing a situation of ensemble inequivalence between the canonical and microcanonical ensembles. Similarly their figure 3 shows the same type of behavior when the circulation (an other invariant) is varied. In both cases, the study does not permit to conclude on the type of phase transition leading to this ensemble inequivalence situations.

In plasma physics, Kiessling and Neukirch [42] have observed ensemble inequivalence and negative specific heat in a magnetically self-confined plasma torus.

To summarize, we can say that all codimension 0 singularities, as well as some phase transitions corresponding to codimension 1 singularities, have already been observed in various systems. However, as discussed in the following section, some phenomena present in the classification have not yet been observed.

3.6 Situations not yet observed

Among all codimension 1 singularities, just a few have been observed: *microcanonical* and *canonical critical points*, *encounter of canonical loss of stability with a microcanonical first order transition*. The others (*microcanonical* and *canonical triple points*, *azeotropy*, and *convexity change V* - that is appearance of a concave zone inside a convex one) have to our knowledge never been described in the literature on long range interacting systems.

Let us discuss in details some examples of these singularities. The microcanonical triple point shows an usual phenomenology, if one has in mind phase transitions for short range interacting systems, but may have intricate relations with convexity. In the CCV case for instance (figure 3), one observes the appearance of a negative specific heat region from a negative

temperature jump.

The azeotropy transition is also very interesting. In the CC case, it leads to the appearance at the same point of two first order microcanonical phase transition together with two first order canonical phase transition.

In fact, not only negative specific heat may occur in systems with long range interaction, but also a wide zoology of uncommon behaviors. We expect all this unobserved situations to be observed when systems with long range interaction with some more complexity will be studied.

4 Classification of phase transitions and ensemble inequivalence situations in systems with symmetry

The classification of the previous section succeeded in reproducing the phenomenology of many different systems, but not all of them. In particular, the various situations associated with second order phase transitions do not appear in the preceding classification whereas they are common in the literature on plasma physics [54], spin systems [4, 9]. The classification is of course intended to be exhaustive, so what is wrong ?

The answer is the following : in the previous section, we have introduced the notions of codimension 0, codimension 1 singularities and so on, under the only hypothesis that the functional $s(m)$ is infinitely derivable, without any reference to the physical system considered. However, the symmetries of the physical situation, if present, will reflect in the functional $s(m)$, which then has to verify a priori some additional hypothesis. This will lower the codimension of some singularities, creating a much richer phenomenology already at the level of codimension 0 and 1 singularities. Thus, we have to complete our classification to apply it to physical systems with symmetries.

4.1 Relation between symmetry and codimension on a simple example

To make clearer the point raised in the previous paragraph, let us illustrate it on a simple example. We consider a functional $s(m, E)$ with $m \in \mathcal{R}$, with a parity symmetry: $s(-m, E) = s(m, E)$. As a consequence, all derivatives of odd order vanish in $m = 0$: $\partial_m^{(2n+1)} s|_{(0, E)} = 0$.

As explained in section 3.4, a microcanonical critical point is defined as a point (m_c, E_c) where $\partial_m^{(n)} s|_{(m_c, E_c)} = 0$, for $n = 1, 2, 3$. Without any hypothesis on the function s , this requires a priori to satisfy three equations. Thus, a generic critical point can only be found by adding another degree of freedom and is of codimension 1. For instance a normal form for a critical

point is given by $s(E, \lambda) = \max_m \{-m^4 + bm^2 + am\}$ where a and b are linear combination of E and λ . The critical point is given by $a = b = 0$ and the line of microcanonical first order transition is given by $a = 0$ and $b > 0$.

However, if s is symmetric under parity, all odd derivatives automatically vanish in $m = 0$, so that finding a critical point breaking this symmetry requires only to satisfy one equation, varying E . Moreover as the first derivative identically vanishes, the transition is continuous : microcanonical second order phase transition is in that case a codimension 0 phenomenon. For instance, a normal form is given by $s(E) = \max_m \{-m^4 + (E - E_C)m^2\}$.

In the following, we make the hypothesis that for a more general symmetry, at least one variable m_2 may be found such that all odd derivatives with respect to m_2 of $s(m_1, m_2, E, \lambda)$ identically vanish: $\partial_{m_2}^{(2n+1)} s|_{m_2=0} = 0$. This is actually the case for a rotational symmetry, where the radius r plays the role of m_2 . A case by case study should be done for any other symmetry.

4.2 Codimension 0 singularities

We complete here the classification of codimension 0 singularities, assuming that the physical system, and thus the functional s , obeys a certain symmetry.

The singularities associated to the convexity properties, as well as those concerning the concavification, are not modified. As seen above, there is now an additional singularity due to the maximization process: the second order phase transition, associated with a symmetry breaking. At these points, a stable branch respecting the symmetry loses stability, and a non symmetric stable branch appears. By convention, we will suppose that the symmetric branch is stable at energies larger than E_c , and the broken symmetry branch is stable for energy smaller than E_c , although it is not necessary. $S(E)$ and dS/dE are continuous at $E = E_c$, but d^2S/dE^2 experiences a *negative jump* (a positive jump if the opposite convention would have been adopted).

A priori, the high and low energy branches may be concave or convex, but because of this negative jump condition, the association of a concave low energy branch with a convex high energy branch is impossible. We are thus left with three types of second order phase transitions denoted CC, VC and VV where the first letter refers to the low energy branch convexity. Only the CC microcanonical second order phase transition is visible in the canonical ensemble: it is the canonical second order phase transition. This completes the classification of codimension 0 singularities. We will give various physical examples in section 4.4.

4.3 Codimension 1 singularities

The new codimension 1 singularities will arise on one hand from the new codimension 1 singularities due to the maximization, and on the other hand from the combination of the second order phase transition (of codimension 0) with the other codimension 0 singularities. We first identify the new codimension 1 singularities, due to symmetry.

4.3.1 Codimension 1 singularities for the three sources of singularities

- **Maximization singularities and analytic properties**

We are not aware of any mathematical result we could use to enumerate these singularities, such as [16] for the non symmetric case. We will thus use the heuristic, but systematic, criterion based on the “number of equations to be solved”, as explained in paragraph 4.1. The microcanonical critical point, microcanonical triple point and azeotropic point are unchanged. Five new singularities are added.

- the first one appears when the first five derivatives of s vanish together along a certain direction. A normal form is given by $S(E, \lambda) = \max_m \{-m^6 - 3bm^4/2 - 3am^2\}$, where a and b are linear combinations of E and λ (see figure 7) In the (E, λ) plane, it connects a line of microcanonical first order transitions with a line of second order phase transitions; we will refer to it as a **microcanonical tricritical point** (this is the usual terminology, that makes sense when the symmetry is broken, in codimension 2; it is used for instance in the work [9]). Along the second order phase transition line, moving from the low energy (asymmetric, with our convention) branch to the high energy (symmetric) branch, $d\beta/dE = d^2S/dE^2$ experiences a negative jump. Along the first order phase transition line, moving from the low energy (asymmetric, with our convention) branch to the high energy (symmetric) branch, $\beta = dS/dE$ experiences a positive jump. At the tricritical point ($\lambda = \lambda_c$), for $E < E_c$, $\beta(E) \simeq -C(E_c - E)^{1/2}$ where C is a positive constant. This shows that the low energy branch is necessarily convex.
- the second one occurs when s has two equal maxima, and one of these is quartic along one direction. A normal form is given by $S_1(E, \lambda) = \max_{m_1} \{-m_1^4 - 2am_1^2; -m_1^2 + b\}$, where a and b are linear combinations of E and λ (see figure 8) In the (E, λ) plane, it connects a line of microcanonical first order transitions

with a line of second order phase transitions. It involves three phases, we will thus call it as **2 first-1 second order triple point**. Depending on the directions E and λ , when λ crosses the critical value, one may observe on the $S(E)$ curve the appearance of a second order transition with a first order one, from a first order one $1 \rightarrow 1 + 2$, or the converse $1 + 2 \rightarrow 1$. This is the only codimension 1 possibility. Indeed, the appearance of two first order transitions from a second order one $2 \rightarrow 1 + 1$ (or the converse $1 + 1 \rightarrow 2$), would impose that the energy direction be parallel to the first order transition branch. This further condition makes this singularity of codimension 2.

- the third and fourth happen at a crossing of two second order transition lines, when the maximum of s is quartic along two directions having the symmetry property. A normal form is given by $S(E, \lambda) = \max_{m_1, m_2} \{-m_1^4 - 2am_1^2 - m_2^4 - 2bm_2^2 - cm_1^2m_2^2\}$, where $a \rightarrow 0$ and $b \rightarrow 0$ are linear combinations of E and λ , and c is a finite constant with $c > -1$. Two cases have to be considered (see figure 9).

When $c < 1$, varying the external parameter λ , two second order transitions come closer and closer to each other; once the critical value of the parameter is reached, they cross each other and remain unaffected. As it involves four phases ($m_1 = m_2 = 0$, $m_1 = 0$ and $m_2 \neq 0$, $m_1 \neq 0$ and $m_2 = 0$, and $m_1 \neq 0$ and $m_2 \neq 0$); we call it a **second order quadruple point**.

When $c > 1$, the doubly asymmetric phase $m_1 \neq 0$ and $m_2 \neq 0$ is unstable (see figure 9). For $a < 0$ and $b < 0$, the two phases $m_1 = 0$ and $m_2 \neq 0$, $m_1 \neq 0$ and $m_2 = 0$ may have the same entropy, and a first order transition between them occurs when $a = b$. As it involves three stable phases, two second order transitions and one first order transition, we will call this point a **1 first-2 second order triple point**.

- the last new singularity is the simultaneous appearance of two second order phase transitions. It happens when the coefficient of the quartic term around the maximum of s , along a certain direction, has a double root for e . We will refer to it as a **second order azeotropic point**. If we call λ the free parameter, the locus of a second order phase transition is represented by a curve in the (λ, E) plane; a second order azeotropy occurs when a line of constant λ is tangent to this curve. A normal form is given by $S(E, \lambda) = \max_m \{-m^4 + 2(E^2 - \lambda)m^2\}$ (see figure 10).

- **Convexity properties**

No new singularity arises from the inspection of the convexity properties.

- **Properties with respect to concavification**

No new singularity arises from the concavification of $S(E)$.

4.3.2 Construction of the codimension 1 singularities

We construct now the new codimension 1 singularities by combining a new codimension 1 situation for the maximization process with a generic point for the other two sources of singularities, or by combining a second order phase transition with another codimension 0 situation. The following discussion of all cases is a bit tedious. The table I summarizes the results.

- the low energy branch of a **microcanonical tricritical point** is always convex, so that there are two types of such points, according to the convexity of the high energy branch. We denote them VV and VC, where the second letter refers to the high energy branch. All are invisible in the canonical ensemble.
- for any type of **2 first-1 second order triple point**, they are six possibilities, obtained by combining the three types of second order transitions with the two possible concavities of the additional branch. Because of the microcanonical first order transition, none is visible in the canonical ensemble. We list the situations corresponding to the type $1 \rightarrow 2 + 1$. We denote them C-CC, V-CC, C-VC, V-VC, C-VV and V-VV, where the first letter refers to the first order transition concavity and the two later letter refer to the second order transition. The type $1 + 2 \rightarrow 1$ may be recovered by symmetry.
- the **second order quadruple point** involves four phases, visible on figure 9, denoted AA, Aa, Ab, and S (A refers to asymmetric and S to symmetric, see figure 9a, b and c). Let us analyze the convexity of the entropy $d^2 S(E)/dE^2$, where the energy E is along a fixed direction in the (a, b) plane. Each of the four second order transitions AA-Aa, AA-Ab, Aa-S and Ab-S involves a negative concavity jump, independently of the way the transitions are crossed in the (a, b) plane. Taking into account the signs of these jumps, the 6 following cases are possible, for the concavity of each branch: VVVV, VVVC, VVCC, VCVC, VCCC, CCCC (the first letter refer to the concavity of the AA phase, the second to Aa, the third to Ab and the fourth to S. A priori, we do not have any information about which branch between Aa or Ab is more convex than the other; however, fixing the direction of E in the (a, b) plane may force the concavity jump between Aa and

Ab to have a definite sign, as we will see.

When crossing the singularity, the type of transition (succession of phase on the E line) depends on the E direction (see for instance E_1 , E_2 and E_3 on figure 9). Along the E_1 direction, one goes from a succession of phases AA-Ab-S to AA-Aa-S; along the E_2 direction, the succession is Ab-S-Aa \rightarrow Ab-AA-Aa; along E_3 , the succession is AA-Ab \rightarrow AA-Aa-S-Ab (this is possible only if the parameter c in the normal form is such that $-1 < c < 0$): three transitions appear from a single one; along E_4 , the succession is Ab-S \rightarrow Ab-AA-Aa-S (this is possible only if the parameter c in the normal form is such that $0 < c < 1$): also in this case, three transitions appear from a single one. All other possible directions for E and λ can be recast into one of the four previous situations, using the changes of variables $E \rightarrow -E$, $\lambda \rightarrow -\lambda$, and the symmetric role played by the branches Aa and Ab. For instance, the E_5 direction on Fig. 9c leads to Aa-AA-Ab \rightarrow Aa-S-Ab, which is actually the same as E_2 , once the changes $E \rightarrow -E$, $\lambda \rightarrow -\lambda$ are made.

Taking into account the previously studied concavity configurations, 5 possible AA-Ab-S \rightarrow AA-Aa-S transitions are found: VVV \rightarrow VVV, VVC \rightarrow VVC, VCC \rightarrow VVC, VCC \rightarrow VCC, CCC \rightarrow CCC (the VVC \rightarrow VCC case is also possible, but equivalent, by symmetry, to VCC \rightarrow VVC). Only the CCC \rightarrow CCC type transitions are visible in the canonical ensemble; it is not associated with the onset of ensemble inequivalence. Moreover, the continuity of $\beta(E)$ and of $S(E, \lambda)$ insures the continuity of $F(\beta, \lambda)$ and of $\partial_\beta F(\beta, \lambda) = -E(\beta)$. Therefore the microcanonical AA-Ab-S \rightarrow AA-Aa-S, CCC \rightarrow CCC second order quadruple point is associated to a AA-Ab-S \rightarrow AA-Aa-S **canonical second order quadruple point**.

Taking into account the concavity configurations, 5 possible Ab-AA-Aa \rightarrow Ab-S-Aa transitions are found: VVV \rightarrow VVV, VVV \rightarrow VCV, CVV \rightarrow CCV, CVC \rightarrow CCC, CCC \rightarrow CCC (the VVC \rightarrow VCC case is also possible, but equivalent, by symmetry, to CVV \rightarrow CCV). Only the CCC \rightarrow CCC and the CVC \rightarrow CCC types are canonically visible, and the latter is associated with the onset (disappearance when crossed that way) of an energy range where ensembles are not equivalent: the convex AA branch is replaced by a first order transition in the canonical one. The same reasoning as above for the continuity of $F(\beta, \lambda)$ and of $\partial_\beta F(\beta, \lambda) = -E(\beta)$ insures that the CC microcanonical second order transitions remain second order transitions in the canonical ensemble. We conclude that the microcanonical Ab-AA-Aa \rightarrow Ab-S-Aa, CCC \rightarrow CCC second order quadruple point is associated to a Ab-AA-Aa \rightarrow Ab-S-Aa **canonical second order quadruple point**, and the microcanonical Ab-AA-Aa \rightarrow Ab-S-Aa, CVC \rightarrow CCC second

order quadruple point is associated to a $\text{Ab-Aa} \rightarrow \text{Ab-S-Aa}$ **canonical 1 first- 2 second order triple point** (discussed in the following paragraph).

Taking into account the concavity configurations, 5 possible $\text{AA-Ab} \rightarrow \text{AA-Aa-S-Ab}$ singularities are found: $\text{VV} \rightarrow \text{VVVV}$, $\text{VV} \rightarrow \text{VVCV}$, $\text{VC} \rightarrow \text{VVCC}$, $\text{VC} \rightarrow \text{VCCC}$, $\text{CC} \rightarrow \text{CCCC}$. The direction of E in the vicinity of the singularity (for instance E_3 on Fig. 9a) implies that the Aa branch is more convex than the Ab one; that's why the $\text{VV} \rightarrow \text{VCCV}$ case has to be eliminated. Only the $\text{CC} \rightarrow \text{CCCC}$ type is canonically visible; it is not associated with ensemble inequivalence onset. We conclude that the microcanonical $\text{AA-Ab} \rightarrow \text{AA-Aa-S-Ab}$, $\text{CC} \rightarrow \text{CCCC}$ second order quadruple point is associated with a $\text{AA-Ab} \rightarrow \text{AA-Aa-S-Ab}$ **canonical second order quadruple point**.

Finally, taking into account the concavity configurations, 5 possible $\text{Ab-S} \rightarrow \text{Ab-AA-Aa-S}$ singularities are found: $\text{VV} \rightarrow \text{VVVV}$, $\text{VC} \rightarrow \text{VVVC}$, $\text{VC} \rightarrow \text{VVCC}$, $\text{CC} \rightarrow \text{CVCC}$, $\text{CC} \rightarrow \text{CCCC}$. The direction of E implies that the Ab branch is more convex than the Aa one, so that we have eliminated the $\text{CC} \rightarrow \text{CVVC}$ case. The $\text{CC} \rightarrow \text{CCCC}$ case is canonically visible, not associated with ensemble inequivalence onset, and corresponds to a $\text{Ab-S} \rightarrow \text{Ab-AA-Aa-S}$ **canonical second order quadruple point**. The $\text{CC} \rightarrow \text{CVCC}$ case is also canonically visible, and is associated to ensemble inequivalence onset. Before the singularity, the system shows canonically a second order phase transition, and, after the singularity, a first and a second order one. Thus, it is a $\text{Ab-S} \rightarrow \text{Ab-Aa-S}$ **canonical 1 first- 2 second order triple point** (this is the canonical equivalent-upon symmetry- of the microcanonical $\text{Aa-Ab-S} \rightarrow \text{Aa-S}$ 1 first- 2 second order triple point discussed just below).

- Let us discuss the **1 first- 2 second order triple point**. We base our discussion on figure 9d. As E and λ are linear combinations of a and b , they are two ways to cross the singularity.

Along the first one (E_1 , solid line on figure 9d) a the first order phase transition disappears at the singularity point, the succession of phases is $\text{Aa-Ab-S} \rightarrow \text{Aa-S}$; we still adopt the convention that the symmetric phase is the one of greatest energy). Taking into account the two negative concavity jumps associated with the second order transitions, as well as the direction of E in the (ab) plane, we are left with four possible concavity configurations for this $\text{Aa-Ab-S} \rightarrow \text{Aa-S}$ singularity: $\text{VVV} \rightarrow \text{VV}$, $\text{VVC} \rightarrow \text{VC}$, $\text{VCC} \rightarrow \text{VC}$, and $\text{CCC} \rightarrow \text{CC}$ (the $\text{CVC} \rightarrow \text{CC}$ case is eliminated by the choice of the direction for E : indeed, $S_{Aa} = a^2$, $S_{Ab} = b^2$, and the choice of the E direction is such

that Ab is more concave than Aa). Only the last one (CCC→CC) is visible in the canonical ensemble. As it involves an unstable range near the first order transition, it is associated with the ensemble inequivalence onset. In the canonical ensemble, this transition involves a first order and a second order phase transition before the transition and a second order one after the transition. From the explicit computation of $F(\beta)$ from the normal form, we conclude that the second order transition before the transition is stable in the canonical ensemble. This singularity is thus a Aa-Ab-S→Aa-S **canonical 1 first- 2 second order triple point**.

Along the E_2 direction (dashed line on figure 9d), the first order phase transition disappears and two second order phase transitions take place : Aa-Ab→Aa-S-Ab. Taking into account the two concavity jumps associated with the second order transitions, we have four possible concavity configurations for this Aa-Ab→Aa-S-Ab type: VV→VVV, VV→VCV, VC→VCC, CC→CCC (the case CV→CCV is also possible, but equivalent, by symmetry, to the VC→VCC one). Only the CC→CCC case is canonically visible, and it is associated with ensemble inequivalence onset. It is a Aa-Ab→Aa-S-Ab **canonical 1 first- 2 second order triple point**.

- a **second order azeotropy** involves the appearance of two second order transitions. If we use the convention that the low energy state is an asymmetric one (as on figure 10), then just after the crossing of the singularity, one observes, varying the energy, two second order transitions, with the configuration asymmetric-symmetric-asymmetric. The jumps in d^2S/dE^2 are thus exactly opposite. Moreover the jump is exactly zero at the transition point (the entropy change is there quartic). Thus the concavity is not changed at the transition point. This yields two types of such points, depending on the concavity of S , denoted as VV and CC, with the usual convention.

Only the CC case is visible in the canonical ensemble. In the canonical ensemble, the second derivative of the free energy with respect to β is singular, and we observe the appearance of two jumps at the singularity point. It is thus a **canonical second order azeotropy**.

- a **second order transition may superpose with an inflexion point in one of the two branches**. If the inflexion point is in the low energy branch, the second order transition evolves from a CC situation to a VC one. This is visible in the canonical ensemble. As it corresponds to the appearance of a first order transition from a second order one's, it is a **canonical tricritical point**. As a first order canonical transition appears at this point, this singularity is

associated to the birth of an interval of energy for which microcanonical and canonical ensembles are inequivalent.

If the inflexion point is in the high energy branch, the situation evolves from VV to VC; it is not visible in the canonical ensemble.

- finally, a **concave-concave second order transition may coincide with the boundary of a straight segment of the concave envelop** of $S(E)$. There is only one type of such point. It is canonically visible. In the canonical ensemble, it gives a crossing between a first order and a second order canonical phase transitions. It is thus a **canonical 2 first-1 second order triple point**. It appears at the boundary of an ensemble inequivalence range, but it is not associated with ensemble inequivalence appearance.

We have now completed the classification of the new codimension 0 and codimension 1 singularities arising because of the symmetry of the system. From the 5 maximization singularities, taking into account the energy direction, we have obtained 9 types of microcanonical phase transitions. When adding the 2 types of convexity and concavification singularities, and when combined with convexity and concavification properties, this leads to 47 singularities, summarized in table I.

Let us summarize the links between the microcanonical and the canonical codimension 1 singularities. The canonical tricritical point appears as the crossing of a microcanonical second order phase transition of type CC with an inflexion point of the entropy. The canonical 2 first-1 second order triple point appears from the crossing of a concavification singularity with a CC microcanonical second order phase transition. The four types of canonical second order quadruple point correspond to the four types of microcanonical second order quadruple point, when all branches are concave. The Aa-Ab-S→Aa-S canonical 1 first-2 second order triple point appears either as a microcanonical CC→CVCC Ab-S→Ab-AA-Aa-S second order quadruple point, or as the Aa-Ab-S→Aa-S CCC→CC microcanonical 1 first-2 second order triple point. The Aa-Ab→Aa-S-Ab canonical 1 first-2 second order triple point appears either as a microcanonical CVC→CCC Ab-AA-Aa→Ab-S-Aa second order quadruple point, or as the Aa-Ab→Aa-S-Ab CC→CCC microcanonical 1 first-2 second order triple point. Finally, the canonical second order azeotropy appears as a CC microcanonical second order azeotropy. All microcanonical singularities have thus a canonical equivalent, even if microcanonical phenomenology is much richer, as it allows many more concavity configurations.

As the canonical optimization problem and the microcanonical one are formally equivalent (once the energy constraint is considered as a parameter in the microcanonical problem, which is what we have done), we should find exactly the same singularities in the two ensembles, even though we have

constructed the canonical solution by concavification of the microcanonical one and not directly from the optimization problem. This is indeed what we find, proving the consistency of our results.

To conclude, we note that most of the described codimension 1 singularities, arising because of the symmetry properties of the system, are associated with the modification of the behavior inside the inequivalence range. The only singularities associated with the appearance of an inequivalence range are: the canonical tricritical point, and the canonical 1 first-2 second order triple point.

As done above for the non symmetric case, we review in the following paragraph the different configurations already observed in the literature, and point out the ones which have not been found yet.

4.4 Examples and discussion

The only new codimension 0 singularities are the different types of **second order transitions**. The CC one is very common: it shows up for instance in models of Free Electrons Lasers [31], interaction between resonant particles and Langmuir waves in plasma [32], spin systems with long range interactions (see [9]), toy models of self gravitating systems (see [4]). The VC configuration has been found for instance in discrete vortex system [54] and spin systems [9]. To our knowledge, the VV situation has never been observed.

Let us turn now to the codimension 1 singularities and to one of our main goals: the onset of ensemble inequivalence, or equivalently the failure of the concavity of $S(E)$ varying an external parameter.

For non symmetric systems, the canonical critical point and the azeotropic point have been shown to be the only two types of inequivalence onset. Two new types are identified for systems with symmetry. One is the canonical tricritical point, across which a CC microcanonical second order transition becomes a VC one. The **onset of inequivalence through a canonical tricritical point** has been observed at least twice, in a toy model of self gravitating system [4] and in a spin system [9]. The other one, the **canonical 1 first-1 second order triple point** has to our knowledge never been found.

Concerning the other codimension 1 singularities listed in this section, we are aware of just a few references. A **microcanonical critical point** with a concave high energy branch has been found in a spin system [9]; a **2 first-1 second order triple point** has been observed in [4]. All the other classified situations, some of which some are rather exotic, have apparently never been found.

Let us discuss in some details the mean field Blume-Emery-Griffiths model,

as a paradigmatic example for the symmetric case; it was introduced in the 70's in the context of ^3He - ^4He binary mixtures (see [11]), and fully studied in the microcanonical ensemble in [9]. The system is a lattice with a spin-1 variable S_i on each site, which can take values $0, \pm 1$; the spins interact through an infinite range ferromagnetic interaction; the $S_i = 0$ spin state is energetically favored. The Hamiltonian reads

$$H = \Delta \sum_i S_i^2 - \frac{J}{2N} \sum_{i,j} S_i S_j \quad (7)$$

where Δ and J are positive constants. For small values of the ratio Δ/J , the system is close to a mean field Ising model, and shows the usual CC second order transition, in both ensembles. At $\Delta/J = \ln 4/3$, the system exhibits a canonical tricritical point, and inequivalence sets in (see Fig. 11a and point Tcp on Fig. 12). Further increasing Δ/J , all transitions take place in the inequivalence range (dashed zone in Fig. 12). We can see a VC microcanonical second order transition (Fig. 11b), a microcanonical tricritical point (Fig. 11c, and point Mtp on Fig. 12), two types of microcanonical first order transitions (VC on Fig. 11d, and CC on Fig. 11e), separated by a crossing point between a microcanonical first order and a canonical destabilization (point Cr on Fig. 12). Inequivalence of ensemble around a canonical tricritical point has already been studied in a general setting in [43].

As a conclusion, many generic situations have not been observed yet in the symmetric case; as for the non symmetric case, we expect some of these new situations to be found when models with some more complexity are studied.

5 Classification of phase transitions and ensemble inequivalence situations in small systems

Systems with a small number of degrees of freedom, from a statistical mechanics point of view, are characterized by the importance of the departure from the thermodynamic limit. One of the consequences is that surface effects may not be negligible. As a consequence the possibility to insure microcanonical and canonical ensemble equivalence, thanks to phase coexistence, may be impossible. This lack of additivity explains that there is some analogy between small systems and systems with long interactions. The microcanonical statistical mechanics of systems with long range interactions has recently been developed, and has been successfully applied to the data from experiments of nuclear multi-fragmentation, and atomic

clusters fragmentation (see [34] for a complete treatment and references to earlier work). D. H. E. Gross [34] proposed a scheme of classification for the phase transitions, according to the convexity properties of the entropy S , as a function of the conserved quantities (energy, number of particles, angular momentum ...). Nevertheless, although it has been sketched by Gross, a systematic classification of phase transitions and situations of ensemble inequivalence have, to our knowledge, never been worked out systematically. Let us discuss the possible interest of our work for classification of phase transitions in small systems. We first have to note an essential difference between such systems and long range interacting systems. By definition, in small systems one does not perform the thermodynamic limit. The function S is thus everywhere analytic, and cannot experience any of the phenomena of analyticity breaking encountered in the very large systems of two dimensional turbulence, plasma physics, astrophysics. Following Gross, the classification of phase transitions in small systems would thus be recovered from ours by eliminating all items with analyticity breaking. This does not leave many possibilities in the case of one conserved quantity we have considered in this article, in codimension 0 and 1. The phenomenology with two or more conserved quantities, or the study of greater codimension singularities would be much richer, and have a real interest for thermodynamics of small systems. Such a work may not be too difficult.

Another point of view may be developed. As said before, for a finite number of particles N , S is analytic. The effects of a possible analyticity breaking in the thermodynamic limit will however reflect on the thermodynamic variables, even for finite N , as soon as N is sufficiently large (let's say $N = 100 - 500$). It is thus natural to expect any of our singularities to be associated with universal behaviors in small systems. Such a point goes however beyond the scope of this work.

6 Conclusion

We have proposed in this article a classification of phase transitions in non additive systems. It relies on the fact that these systems are “mean field like”, which enables one to find the microcanonical and canonical equilibrium states as solutions of variational problems.

Indeed, it can be proved rigorously that for many of these systems, the mean field solution, which leads to the variational problems, becomes exact in the limit of a large number of degrees of freedom. Taking advantage of these results, and making use of existing results from singularity theory when available, or of heuristic arguments when not, we have classified all phase transitions for these systems up to codimension 1, that is we have enumerated all the elementary pieces building the phase diagrams of sys-

tems with one constraint (usually the energy) and one free parameter. For a system without any symmetry, we have obtained in the microcanonical ensemble, in codimension 1: the usual critical point, triple point and the less known azeotropy. Taking into account the convexity change of the entropy and the concavification properties, we obtain 17 codimension 1 singularities. In the canonical ensemble, we also obtain the critical, triple and azeotropic points. We precise in each case to which microcanonical singularities they are associated.

Similarly, for a system with symmetry, in codimension 1 and in the microcanonical ensemble, the previous list must be augmented by 5 types of maximization singularities (tricritical, 2 first-1 second order triple, 1 first-2 second order triple, second order azeotropy and second order quadruple points), leading to 9 microcanonical codimension 1 singularities. 2 codimension 1 singularities are associated with convexity and concavification modification. Taking convexity properties of the different branches involved in the transitions, this leads to 47 situations. Just a few of them are visible in the canonical ensemble, giving rise to the canonical tricritical, 1 first-2 second order triple, 2 first-1 second order triple, second order azeotropic and second order quadruple points. The singularities associated to the appearance-disappearance of ensemble equivalence range are the canonical critical, canonical azeotropic, canonical tricritical and canonical 1 first-2 second order triple points.

All these results are summarized by figures 2, 3, 6 and table I.

This classification gives a unique framework to understand the unusual thermodynamic phenomena arising in the many fields of physics concerned with this non additivity problem: astrophysics, two dimensional and geophysical turbulence, some models of plasma physics. All phase diagrams obtained so far in these fields (analytically or numerically), are reproduced by the classification. In addition, we have exhibited some phenomenologies likely to appear in the non additive context, but not yet found in any specific model. Among them, we can mention azeotropy and canonical 1 first-2 second order triple points, which are new types of ensemble inequivalence onset. Moreover, lots of singularities associated with precise convexity and concavification properties have also not been observed. We have not emphasized in the paper the critical exponents of the various transitions; however, it is clear that since the mean field approach is valid, they are totally universal for the systems considered, and may be calculated easily. We have restricted in this article the classification to codimension 1 situations (corresponding to systems with one free parameter), and one conserved quantity (the energy in the whole article). It is thus possible to generalize this work, either by classifying situations of codimension greater than 2, or, maybe more interestingly, by considering systems with two or more conserved quantities (angular momentum, total circulation for fluids

models). Taking into account more conserved quantities is likely to give a much richer phenomenology, as shown for instance in the work [60, 22], for the self gravitating gas with short range cut off, and conserved angular momentum, in addition to the energy. Another problem not analyzed in this work is the possibility of singularities at the border of the accessible energy range for the system.

Acknowledgements

We are very pleased to thank Pierre Henri Chavanis, Thierry Dauxois and Stefano Ruffo for very useful discussions and advice. We thank especially Pierre Henri Chavanis for having provided us figure 4 and for some specific comments on the self-gravitating system example.

This work has been supported by the French Ministère de la Recherche through a Lavoisier fellowship, and by Région Rhône-Alpes for the fellowship N° 01-009261-01.

References

- [1] F. Aicardi, On the classification of singularities on thermodynamics, *Physica D*, **158**, 175-196 (2001)
- [2] M. Antoni, Y. Elskens, D. Escande, Explicit reduction of N-body dynamics to self-consistent particle-wave interaction, *Phys. of Plasmas* **5**, 841-852 (1998)
- [3] M. Antoni and S. Ruffo, Clustering and relaxation in long-range Hamiltonian dynamics, *Phys. Rev. E* **52** (3), 2361-2374 (1995).
- [4] M. Antoni, S. Ruffo and A. Torcini, First and second order clustering transitions for a system with infinite-range attractive interaction, *Phys. Rev E* **66**, 025103 (2002).
- [5] V.A. Antonov, *Vest. Leningr. Gos. Univ.* **7**, 135 (1962)
- [6] V.I. Arnold, On an apriori estimate in the theory of hydrodynamic stability. *Izv. Vyssh. Uchebn. Zaved. Matematika* **54** (5) 3-5; Engl. transl.: *Am. Math. Soc. Trans.*, **79** (2) 267-269 (1966).
- [7] V.I. Arnold, A.Varchenko, S. Goussein-Zade, *Singularités des Applications Différentiables*, Vol 1., Editions MIR, Moscow, (1982)

- [8] E.B. Aronson and C.J. Hansen, *Astrophys. J.* **177**, 145 (1972)
- [9] J. Barré, D. Mukamel and S. Ruffo, Inequivalence of Ensembles in a System with Long-Range Interactions, *Phys. Rev. Lett.* **87**, 030601 (2001)
- [10] J. Barré, D. Mukamel and S. Ruffo Proceedings of the Conference "*Dynamics and thermodynamics of systems with long range interactions*", Les Houches, France, February 18-22 2002, Eds. T. Dauxois, E. Arimondo, S. Ruffo, M. Wilkens, published on <http://www.ens-lyon.fr/~tdauxois/procs02/>
- [11] M. Blume, V.J. Emery and R.B. Griffiths, Ising Model for the λ Transition and Phase Separation in ^3He - ^4He Mixtures, *Phys. Rev. A* **4**, 1071 (1971).
- [12] I.A. Bogaevski, Singularities of convex hulls as fronts of Legendre Varieties, *Geometry and topology of Caustics*, **50**, Banach Center Publications, Warsaw, 61-74, (1999)
- [13] Boucher C, Ellis RS, Turkington B Spatializing random measures: Doubly indexed processes and the large deviation principle *Ann. Probab.* **27** (1), 297-324 (1999).
- [14] F. Bouchet, *Mécanique statistique pour des écoulements géophysiques*. PHD Thesis. Université Joseph Fourier - Grenoble (2001).
- [15] F. Bouchet and J. Sommeria, Emergence of intense jets and Jupiter's Great Red Spot as maximum-entropy structures *J. Fluid. Mech.* **464** 165-207 (2002).
- [16] L.N. Brysgalova, Singularities of the maximum of a parametrically dependent function, *Funkc. Anal. Priloz.*, **11:1**, pp. 59 sg. (1977) (english translation : *Funct. Anal. Appl.*, **11**, 49-51 (1977))
- [17] E. Caglioti, P.L. Lions, C. Marchioro and M. Pulvirenti, A special class of stationary flows for two-dimensional Euler Equations : a statistical mechanics description. Part II *Commun. Math. Phys.* **174** 229-260 (1990)
- [18] P.H. Chavanis, From Jupiter's great red spot to the structure of galaxies: statistical mechanics of two-dimensional vortices and stellar systems *Annals of the New York Academy of Sciences*. **867**, 120-141 (1998)
- [19] P.H. Chavanis, Phase transitions in self-gravitating systems: self-gravitating fermions and hard-sphere models, *Phys. Rev. E*, **65**, 056123 (2002)

- [20] P.H. Chavanis, in *Dynamics and Thermodynamics of Systems with Long Range Interactions*, T. Dauxois, S. Ruffo, E. Arimondo, M. Wilkens Eds., (Lecture Notes in Physics Vol. 602, Springer, 2002). Available on cond-mat/0212223
- [21] P.H. Chavanis and I. Ispolatov Phase diagram of self-attracting systems, *Phys. Rev. E*, **66**, 036109 (2002)
- [22] P.H. Chavanis and M. Rieutord, Statistical mechanics and phase diagrams of rotating self-gravitating fermions *astro-ph/0302594*
- [23] P.H. Chavanis and J. Sommeria, Statistical mechanics of the Shallow Water system *Phys. Rev. E*, **65**, (2002)
- [24] *Dynamics and Thermodynamics of Systems with Long Range Interactions*, T. Dauxois, S. Ruffo, E. Arimondo, M. Wilkens Eds., Lecture Notes in Physics Vol. 602, Springer, (2002).
- [25] H.J. De Vega and N. Sanchez, Statistical mechanics of the self-gravitating gas: I. Thermodynamic limit and phase diagrams *Nuclear Physics B* **625** 409-459 (2002).
- [26] A. Dembo and O. Zeitouni, *Large Deviations Techniques and their Applications*, second edition, Springer-Verlag, New York, (1998)
- [27] T.E. Dowling, Dynamics of Jovian Atmospheres, *Annu. Rev. Fluid Mech*, **27**, 293-334 (1995)
- [28] R.S. Ellis The theory of large deviations: from Boltzmann's 1877 calculation to equilibrium macrostates in 2D turbulence *Physica D* **133** (1-4), 106-136 (1999).
- [29] R.S. Ellis, K. Haven, and B. Turkington Large Deviation Principles and Complete Equivalence and Nonequivalence Results for Pure and Mixed Ensembles, *J. Stat. Phys.* **101**, 999-1064 (2000).
- [30] R.S. Ellis, K. Haven, and B. Turkington Nonequivalent Statistical Equilibrium Ensembles and Refined Stability Theorems for Most Probable Flows, *Nonlinearity* 15:239-255 (2002).
- [31] D. Farina, F. Casagrande, U. Colombo and R. Pozzoli, Hamiltonian analysis of the transition to the high gain regime in a Compton free-electron-laser amplifier, *Phys.Rev.E* **49**, 1603 (1994). For a statistical analysis of this model: J. Barré, unpublished (2002).
- [32] M.C. Firpo and Y. Elskens, Phase transition in the collisionless damping regime for wave-particle interaction, *Phys.Rev.Lett* **84**, 3318 (2000).

- [33] E. Follana and V. Laliena, Thermodynamics of self-gravitating systems with softened potentials, *Phys. Rev. E* **61**, 6270 (2000)
- [34] D. Gross *Microcanonical Thermodynamics: Phase Transitions in Small Systems.*, Lecture Note in Physics, **66**, World Scientific, Singapore (2001).
- [35] D. Gross, Thermostatistics or Topology of the Microcanonical Entropy Surface, in *Dynamics and Thermodynamics of Systems with Long Range Interactions* T. Dauxois, S. Ruffo, E. Arimondo, M. Wilkens Eds., Lecture Notes in Physics Vol. 602, Springer, (2002).
- [36] P. Hertel and W. Thirring A Soluble Model for a system with Negative Specific Heat *Annals of Physics* **63**, 520-533 (1971).
- [37] I. Ispolatov and E.G.D. Cohen Phase transitions in systems with $1/r^\alpha$ attractive interactions *Phys. Rev. E* **64** (5); art. no. 056103 (2001).
- [38] I. Ispolatov and E.G.D. Cohen On first order phase transition in microcanonical and canonical non-extensive systems *Physica A* **295** (3-4), 475-487 (2001).
- [39] G. Joyce and D. Montgomery, Negative temperature states for the two-dimensional guiding center plasma. *J. Plasma Phys* **10**, 107-121 (1973)
- [40] J. Katz, Number of unstable modes of an equilibrium, *Mon. Not. R. Astron. Soc.* **183**, (3), 765-769 (1978)
- [41] M.K.H. Kiessling and J.L. Lebowitz, The Micro-Canonical Point Vortex Ensemble: Beyond Equivalence. *Lett. Math. Phys.* **42**, 43-56 (1997)
- [42] M.K.H. Kiessling and T. Neukirch, Negative Specific Heat of a Magnetically Self-Confined Plasma Torus *in press in Proc. Nat. Acad. Sci. USA*.
- [43] F. Leyvraz, S. Ruffo, Ensemble inequivalence in systems with long-range interactions *J. Phys A* **35**, 285-294 (2002).
- [44] D. Lynden-Bell and Wood, The gravothermal catastrophe in isothermal spheres and the onset of red-giant structure for stellar system *Mon. Not. R. Astron. Soc.* 138 495 (1968)
- [45] J. Michel and R. Robert, Large Deviations for Young measures and statistical mechanics of infinite dimensional dynamical systems with conservation law. *Commun. Math. Phys.* **159**, 195-215 (1994).

- [46] B.N. Miller, P. Youngkins Phase Transition in a model Gravitating System, *Phys. Rev. Lett.* **81**, 4794 (1998).
- [47] J. Miller, J. Statistical mechanics of Euler's equation in two dimensions. *Phys. Rev. Lett.* **65** (17), 2137 (1990)
- [48] L. Onsager, Statistical hydrodynamics. *Nuovo Cimento Suppl.* **6** (3), 279 (1949)
- [49] T. Padmanabhan, Statistical mechanics of gravitating systems *Phys. Rep.* **188**, 285 (1990)
- [50] K.Ø. Rasmussen, T. Cretegy, P.G. Kevrekidis, N. Grønbech-Jensen, Statistical Mechanics of a Discrete Nonlinear System *Phys. Rev. Lett.* **84**, 3740 (2000)
- [51] R. Robert, Etat d'équilibre statistique pour l'écoulement bidimensionnel d'un fluide parfait. *C. R. Acad. Sci. Paris* **311** (I), 575-578 (1990)
- [52] R. Robert, On the statistical mechanics of 2D Euler and 3D Vlasov Poisson equations, *Comm. Math. Phys.* **212**, 245-256 (2000).
- [53] R. Robert and J. Sommeria, Statistical equilibrium states for two-dimensional flows, *J. Fluid. Mech.* **229**, 291-310 (1991)
- [54] R.A. Smith and T.M. O'Neil, Nonaxisymmetric thermal equilibria of a cylindrically bounded guiding center plasma or discrete vortex system, *Phys. Fluid. B* **2**, 2961-2975 (1990).
- [55] B. Stahl, M.K.H. Kiessling and K. Schindler, Phase transitions in gravitating systems and the formation of condensed objects, *Planet. Space Sci.*, **43**, 3/4, 271-282 (1995)
- [56] R. Thom *Modèles mathématiques de la morphogénèse* Coll 10/18 U.G.E Paris (1974)
- [57] G. Turchetti, private communication (2002).
- [58] A.N. Varchenko, Evolution of convex hulls and phase transition in thermodynamics, *J. Sov. Math.* **52** (4) 3305-3325 (1990)
- [59] Benjamin P. Vollmayr-Lee, Erik Luijten *Phys. Rev. E* **63**, 031108 (2001)
- [60] E.V. Votyakov, H.I. Hidmi, A. De Martino, D.H.E. Gross Microcanonical mean-field thermodynamics of self-gravitating and rotating systems, *Phys. Rev. Lett.*, **89**, 1031101 (2002).

- [61] Y. Yamagushi, J. Barré, F. Bouchet, T. Dauxois and S. Ruffo, Stable stationary states of the Vlasov equation and slow dynamics in the HMF model, *in preparation*, (2003).
- [62] V.M. Zakalyukin, Singularities of convex hulls, *Sib. Math. Zh.*, **24**, 3 158-175 (1983)

Captions for figures

Fig. 1: The three types of generic points on the $S(E)$ curve; the concavification of S is also drawn. A is concave and belongs to the concave envelop: it is also a canonical solution; B is convex: it is canonically unstable; C is concave but does not belong to the concave envelop: it is canonically metastable.

Fig. 2: This figure represents the codimension 0 singularities. The part of the figure with red border corresponds to microcanonical phase transitions. The green part to the convexity property of the $S(E)$ curve and the brown part to the its property with regard to concavification. The magenta color refers to canonical phase transitions.

Fig. 3: This figure represents the codimension 1 singularities. See the text for comments and figure 2 for comments on the color signification.

Fig. 4: Temperature β versus minus the energy $-E$ (rescaled variables) for self-gravitating systems. The upper figure is the classical one obtained for self-gravitating particles in a sphere of radius R , without regularization (see for instance [49]). The point CE is a *canonical loss of stability*. It has been called isothermal collapse, and describes the canonical transition (constant temperature) of a collection of stars from a gaseous phase to a collapsed phase. Above the point MCE, no more local microcanonical equilibrium exists, and the system collapses (gravothermal catastrophe). The lower figure represents the same curves but for self-gravitating fermions, from [19, 20]. The parameter $1/\mu$ then corresponds to a short length cutoff. See comments in the text. We kindly acknowledge P.H. Chavanis for having provided us these figures.

Fig. 5: Schematic phase diagram for self-gravitating fermions (the exact position of the lines and points may be wrong). $-E$ is the opposite of the energy. The parameter $1/\mu$ is equivalent to a small scale cutoff length. For $1/\mu = 0$, we recover the self-gravitating isothermal collapse (CE) and gravitational phase transition (MCE) points. The bold line is a first order microcanonical phase transition line (between gaseous and core-halo phases), ending at a **microcanonical critical point (Mcp)**. The magenta (grey) line is a canonical first order transition line (concavification singularity), ending at a **canonical critical point (Ccp)**. The magenta (grey) dashed line is a line of canonical stability change. It crosses the microcanonical first order phase transition at a **crossing point between a microcanonical first order transition and a canonical destabilization (Cr)**. The hashed zone is the inequivalence area, and the doubly

hashed zone is the region of negative specific heat. The letters C and V refer to the concavity of the maximum entropy branch. The bold dashed line is a line of microcanonical stability change, marking the limits of stability of the gaseous and core-halo phases (such microcanonical stability changes are not described in our classification).

Fig. 6: New codimension 0 singularities arising for systems with symmetry.

Fig. 7: Example of a **microcanonical tricritical point**, from the normal form $S(E, \lambda) = \max_m \{-m^6 - 3bm^4/2 - 3am^2\}$. Small insets show the typical behavior of $s_{a,b}(m)$ in the various areas. The curve $4a = b^2$ corresponds to the appearance of three local maxima. The bold curve ($16a = 3b^2$, $b < 0$) is a first order transition curve. The bold-dashed curve is a second order transition line, with negative concavity jump when going on the dashed side of the curve. a and b are linear combinations of E and λ . Some possible directions for E and λ are represented by the dashed arrows.

Fig. 8: Example of a **2 first-1 second order triple point** (crossing of a microcanonical first order transition line with a second order one), from the normal form $S(E, \lambda) = \max_m \{-m^4 - 2am^2; -m^2 + b\}$. Small insets show the typical behavior of $s_{a,b}(m)$ in the various areas, the lhs figure referring to the quartic part. The bold curves $a = b^2$, $a < 0$ and $b = 0$, $a > 0$ are first order transition lines. The bold-dashed curve is a second order transition line, with negative concavity jump when going on the dashed side of the curve. a and b are linear combinations of E and λ . Some possible directions for E and λ are represented by the dashed arrows.

Fig. 9: Examples of a crossing of two microcanonical second order transitions), from the normal form $S(E, \lambda) = \max_{m_1, m_2} \{-m_1^4 - 2am_1^2 - m_2^4 - 2bm_2^2 - 2cm_1^2m_2^2\}$, where $a \rightarrow 0$ and $b \rightarrow 0$ are linear combinations of E and λ , and c is a finite constant with $c > -1$. Letters S, Aa, Ab and AA refer to the four phases involved: Symmetric S $m_1 = m_2 = 0$, Antisymmetric Ab: $m_1 = 0$ and $m_2 \neq 0$, Antisymmetric Aa: $m_1 \neq 0$ and $m_2 = 0$, and Antisymmetric AA: $m_1 \neq 0$ and $m_2 \neq 0$. Their entropy is respectively $S_S = 0$, $S_{Aa} = a^2$, $S_{Ab} = b^2$ and $S_{AA} = (b^2 + a^2 - 2cab) / (1 - c^2)$. Panels a, b and c represent respectively $-1 < c < 0$, $c = 0$, $0 < c < 1$ and all correspond to a **second order quadruple point**. Panel d is for $c > 1$ and corresponds to a **1-first 2-second order triple point**. For $c = 0$, small insets show the typical behavior of $s_{a,b}(m_1, m_2)$ in the various areas, the rhs (resp. lhs) figure referring to the dependence on m_1 (resp m_2). The second order lines are represented by bold-dashed curve, with negative concavity jump when going on the dashed side of the curve. Possible directions for E are represented by the arrows in panels a), c) and

d).

Fig. 10: Example of a **second order azeotropy**, from the normal form $S(E, \lambda) = \max_m \{-m^4 + 2(E^2 - \lambda)m^2\}$. Small insets show the typical behavior of $s_{E,\lambda}(m)$ in the various areas. The bold-dashed curve is a second order transition line, with negative concavity jump when going on the dashed side of the curve.

Fig. 11: Caloric curves T versus E for the Blume-Emery-Griffiths mean field model. The a) panel corresponds to the canonical tricritical point: second order phase transition with diverging positive specific heat; it is the onset of inequivalence. In the b) panel, a negative specific heat region and a canonical first order transitions appear; the transition is still second order in the microcanonical ensemble. The c) panel corresponds to the microcanonical tricritical point: it is the onset of the microcanonical first order transition visible in the d) and e) panels. This figure is taken from [9].

Fig. 12: Schematic phase diagram for the Blume-Emery-Griffiths mean field model. For $\Delta/J \rightarrow 0$, the model reduces to an Ising one, displaying a second order phase transition (magenta thin line). At the *canonical tricritical point* (Ctp), this second order line becomes invisible in the canonical ensemble: it meets a canonical first order lines (bold magenta), and a line of canonical stability change (dashed magenta). The second order line goes further in the microcanonical ensemble, and ends at a *microcanonical tricritical point* (Mtp), where it meets a line of first order transitions (bold black) and a line of microcanonical destabilization (black dashed). The dotted line (invisible in both ensembles) is the continuation of the second order line. The hashed area is the inequivalence zone, and the doubly hashed area (triangle between Tcp, Mtp and Cr) is the negative specific heat region. a is a *crossing point between a microcanonical first order transition and a canonical destabilization*.

Table. I: This table summarizes the new codimension 1 singularities, when some symmetry of the system is considered. The third column is the number of singularities of a given type (the second number when convexity properties are taken into account, the first one when not). The fourth column is the number of singularities visible in the canonical ensemble together with their type. The last column gives the number of singularities associated with the appearance/disappearance of an energy range of ensemble inequivalence. For instance, they are 4 types of microcanonical second order quadruple points, 20 when convexity is taken into account, 6 of which are canonically visible, giving respectively 4 canonical second order quadruple points and 2 canonical 1 first-2 second order triple point.

This last one is associated to the onset of ensemble inequivalence.

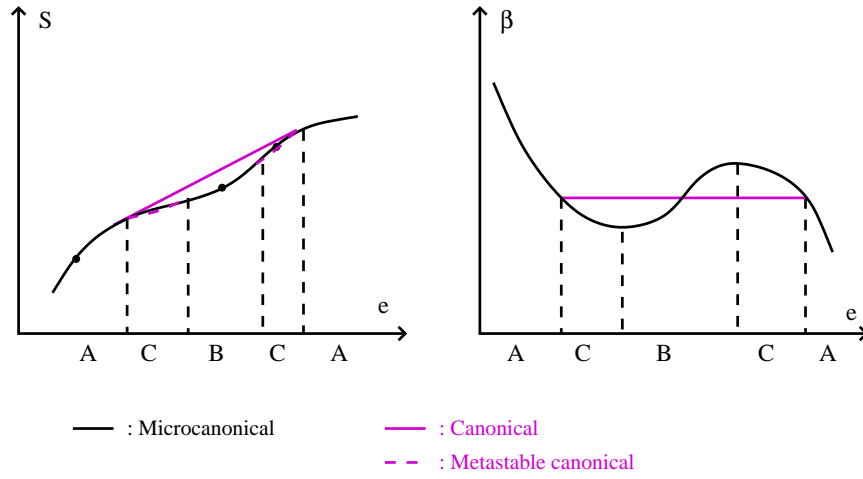


Figure 1: The three types of generic points on the $S(E)$ curve; the concavification of S is also drawn. A is concave and belongs to the concave envelop: it is also a canonical solution; B is convex: it is canonically unstable; C is concave but does not belong to the concave envelop: it is canonically metastable.

Singularities	Concavity	Convexification	$S(E)$	$\beta(E)$
Maximization singularities	Microcanonical first order transition	CC	unstable	
		VC	unstable	
		CV	unstable	
		VV	unstable	
Concavity	Canonical destabilization		unstable	
Concavification	Canonical first order transition		First Order	

C: conCave V: conVex — Microcanonical — Canonical
 Metastable microcanonical Metastable canonical

Figure 2: This figure represents the codimension 0 singularities. The part of the figure with red border corresponds to microcanonical phase transitions. The green part to the convexity property of the $S(E)$ curve and the brown part to the its property with regard to concavification. The magenta color refers to canonical phase transitions.

	Singularities	Concavity	Concavification	S(E)			$\beta(E)$		
Maximization singularities	Critical point		unstable						
	Triple point	CCC	unstable						
		CVC	unstable						
		CCV	unstable						
		CVV	unstable						
		VCV	unstable						
		VVV	unstable						
	Azeotropy	CC	Azeotropy						
		VV	unstable						
		VC	unstable						
Convexity	Convexity modification	C	Critical point						
		V	unstable						
	First order and cano. destab.	CV-C	unstable						
		CV-V	unstable						
		VC-C	unstable						
		VC-V	unstable						
	Concavification			Triple point					

C: conCave
V: conVex

— Microcanonical
- - - Metastable
microcanonical

— Canonical
- - - Metastable
canonical

Figure 3: This figure represents the codimension 1 singularities. See the text for comments and figure 2 for comments on the color signification.

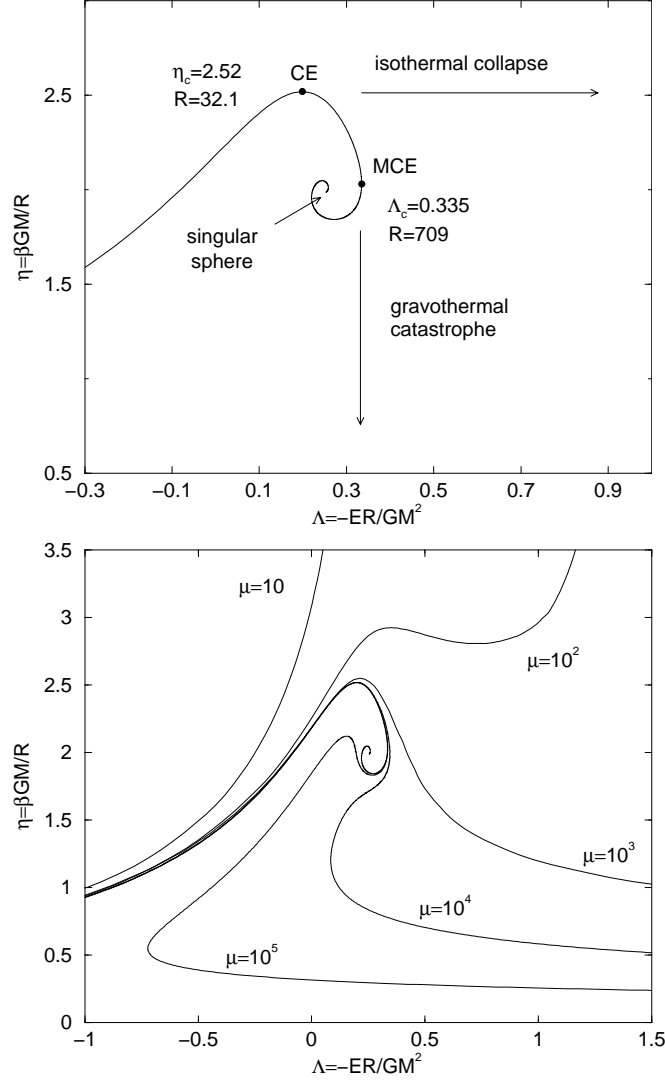


Figure 4: Temperature β versus minus the energy $-E$ (rescaled variables) for self-gravitating systems. The upper figure is the classical one obtained for self-gravitating particles in a sphere of radius R , without regularization (see for instance [49]). The point CE is a *canonical loss of stability*. It has been called isothermal collapse, and describes the canonical transition (constant temperature) of a collection of stars from a gaseous phase to a collapsed phase. Above the point MCE, no more local microcanonical equilibrium exists, and the system collapses (gravothermal catastrophe). The lower figure represents the same curves but for self-gravitating fermions, from [20]. The parameter $1/\mu$ then⁵² corresponds to a short length cutoff. See comments in the text. We kindly acknowledge P.H. Chavanis for having provided us these figures.

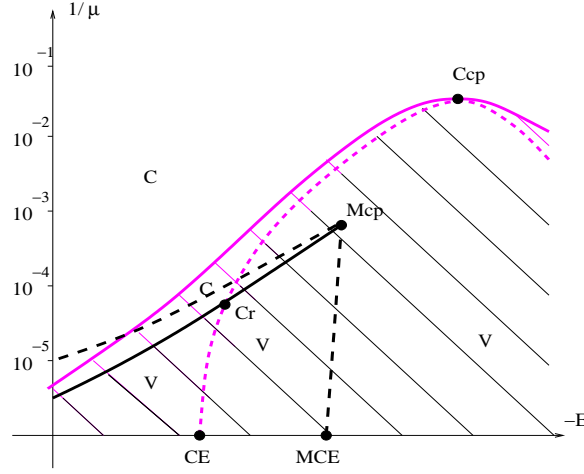


Figure 5: Schematic phase diagram for self-gravitating fermions (the exact position of the lines and points may be wrong). $-E$ is the opposite of the energy. The parameter $1/\mu$ is equivalent to a small scale cutoff length. For $1/\mu = 0$, we recover the self-gravitating isothermal collapse (CE) and gravitational phase transition (MCE) points. The bold line is a first order microcanonical phase transition line (between gaseous and core-halo phases), ending at a **microcanonical critical point (Mcp)**. The magenta (grey) line is a canonical first order transition line (concavification singularity), ending at a **canonical critical point (Ccp)**. The magenta (grey) dashed line is a line of canonical stability change. It crosses the microcanonical first order phase transition at a **crossing point between a microcanonical first order transition and a canonical destabilization (Cr)**. The hashed zone is the inequivalence area, and the doubly hashed zone is the region of negative specific heat. The letters C and V refer to the concavity of the maximum entropy branch. The bold dashed line is a line of microcanonical stability change, marking the limits of stability of the gaseous and core-halo phases (such microcanonical stability changes are not described in our classification).

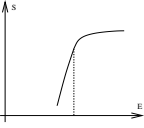
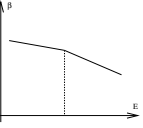
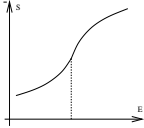
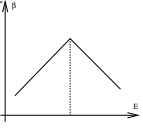
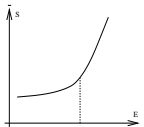
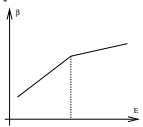
Singularities	Concavity	Convexification	$S(E)$	$\beta(E)$
<div> Maximization singularities Microcanonical second order transition </div>	CC	Second Order		
	VC	unstable		
	VV	unstable		

Figure 6: New codimension 0 singularities arising for systems with symmetry.

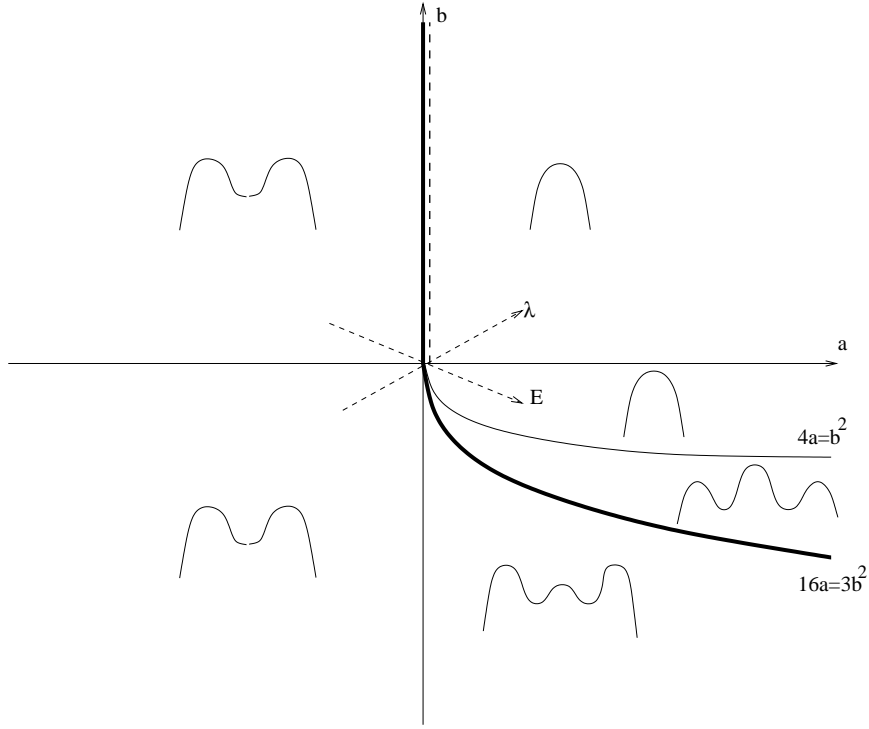


Figure 7: Example of a **microcanonical tricritical point**, from the normal form $S(E, \lambda) = \max_m \{-m^6 - 3bm^4/2 - 3am^2\}$. Small insets show the typical behavior of $s_{a,b}(m)$ in the various areas. The curve $4a = b^2$ corresponds to the appearance of three local maxima. The bold curve ($16a = 3b^2$, $b < 0$) is a first order transition curve. The bold-dashed curve is a second order transition line, with negative concavity jump when going on the dashed side of the curve. a and b are linear combinations of E and λ . Some possible directions for E and λ are represented by the dashed arrows.

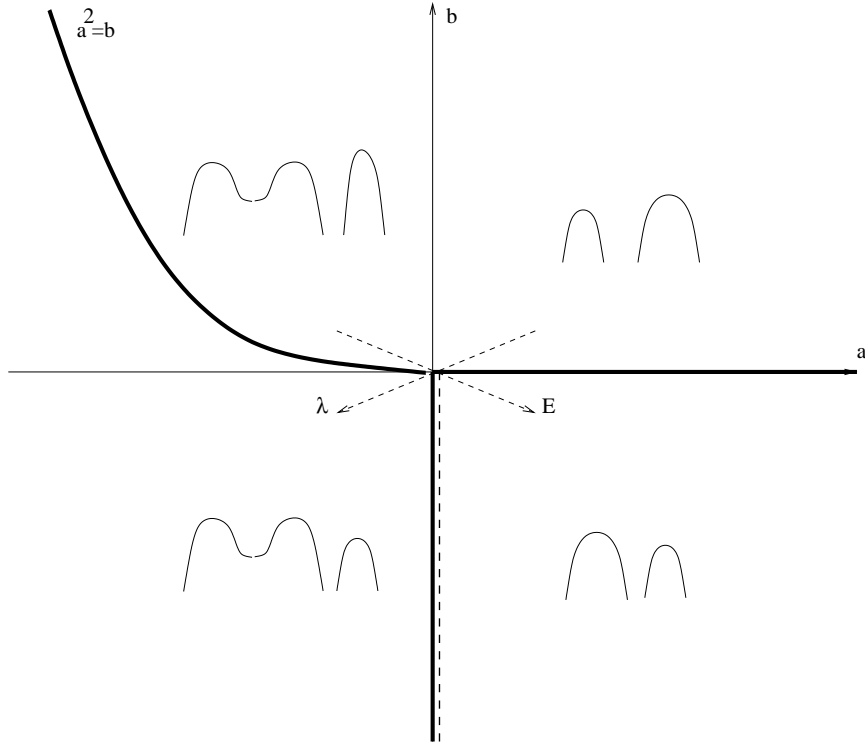


Figure 8: Example of a **2 first-1 second order triple point** (crossing of a microcanonical first order transition line with a second order one), from the normal form $S(E, \lambda) = \max_m \{-m^4 - 2am^2; -m^2 + b\}$. Small insets show the typical behavior of $s_{a,b}(m)$ in the various areas, the lhs figure referring to the quartic part. The bold curves $a = b^2$, $a < 0$ and $b = 0$, $a > 0$ are first order transition lines. The bold-dashed curve is a second order transition line, with negative concavity jump when going on the dashed side of the curve. a and b are linear combinations of E and λ . Some possible directions for E and λ are represented by the dashed arrows.

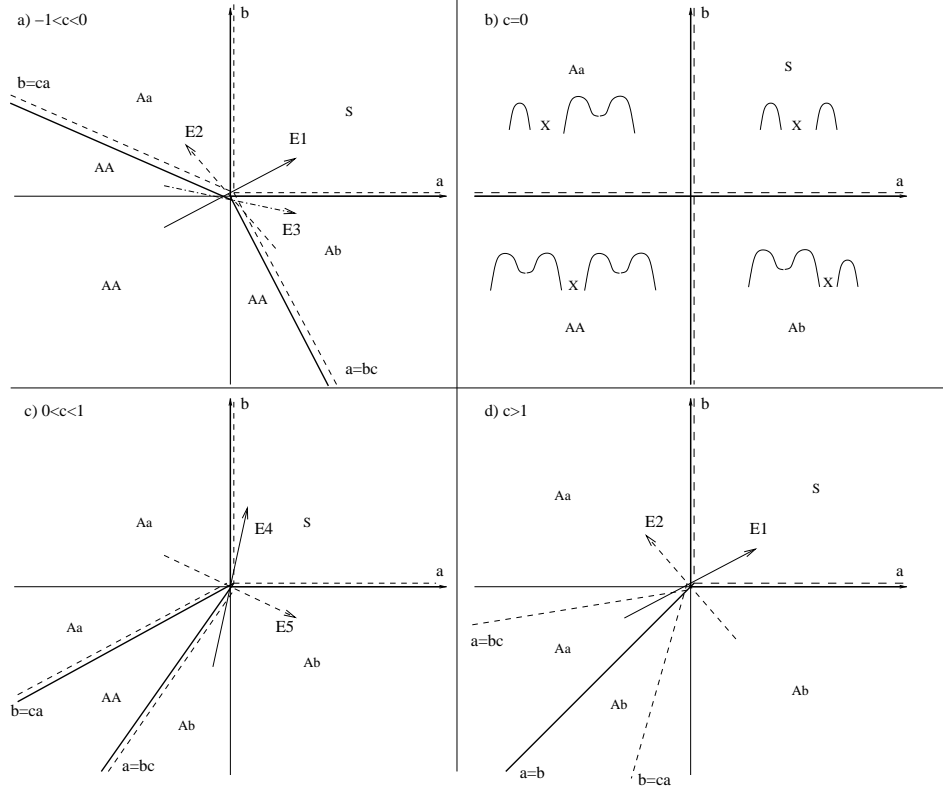


Figure 9: Examples of a crossing of two microcanonical second order transitions), from the normal form $S(E, \lambda) = \max_{m_1, m_2} \{-m_1^4 - 2am_1^2 - m_2^4 - 2bm_2^2 - 2cm_1^2m_2^2\}$, where $a \rightarrow 0$ and $b \rightarrow 0$ are linear combinations of E and λ , and c is a finite constant with $c > -1$. Letters S, Aa, Ab and AA refer to the four phases involved: Symmetric S $m_1 = m_2 = 0$, Antisymmetric Ab: $m_1 = 0$ and $m_2 \neq 0$, Antisymmetric Aa: $m_1 \neq 0$ and $m_2 = 0$, and Antisymmetric AA: $m_1 \neq 0$ and $m_2 \neq 0$. Their entropy is respectively $S_S = 0$, $S_{Aa} = a^2$, $S_{Ab} = b^2$ and $S_{AA} = (b^2 + a^2 - 2cab) / (1 - c^2)$. Panels a, b and c represent respectively $-1 < c < 0$, $c = 0$, $0 < c < 1$ and all correspond to a **second order quadruple point**. Panel d is for $c > 1$ and corresponds to a **1-first 2-second order triple point**. For $c = 0$, small insets show the typical behavior of $s_{a,b}(m_1, m_2)$ in the various areas, the rhs (resp. lhs) figure referring to the dependence on m_1 (resp m_2). The second order lines are represented by bold-dashed curve, with negative concavity jump when going on the dashed side of the curve. Possible directions for E are represented by the arrows in panels a), c) and d).

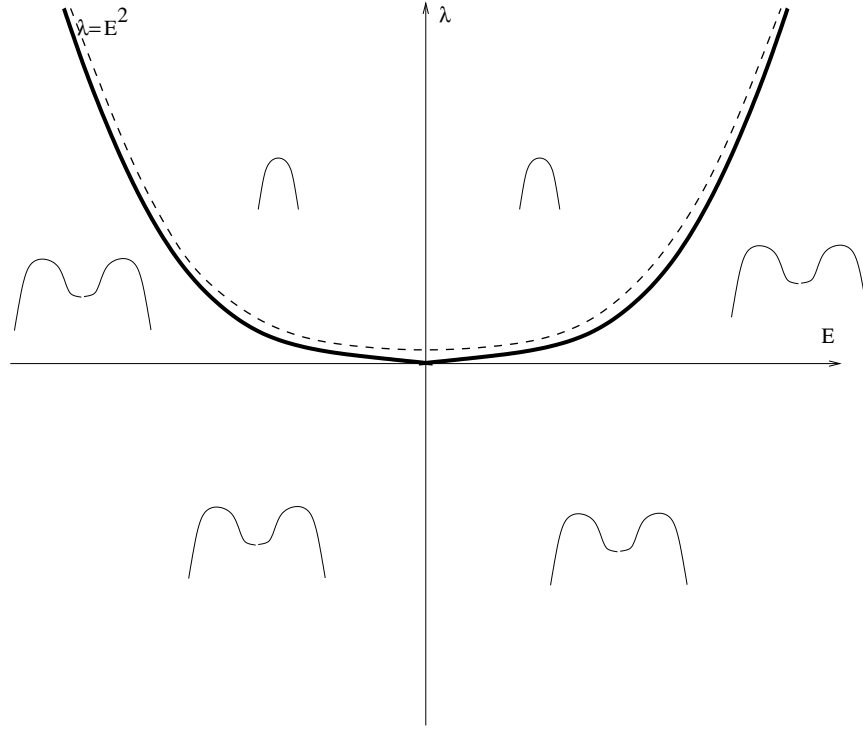


Figure 10: Example of a **second order azeotropy**, from the normal form $S(E, \lambda) = \max_m \{-m^4 + 2(E^2 - \lambda)m^2\}$ in the various areas. The bold-dashed curve is a second order transition line, with negative concavity jump when going on the dashed side of the curve.

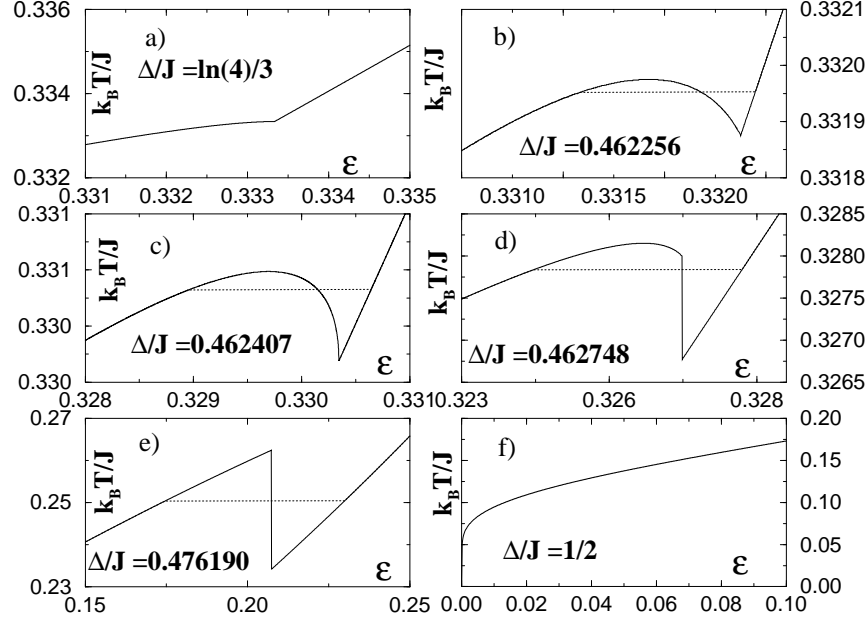


Figure 11: Caloric curves T versus E for the Blume-Emery-Griffiths mean field model. The a) panel corresponds to the canonical tricritical point: second order phase transition with diverging positive specific heat; it is the onset of inequivalence. In the b) panel, a negative specific heat region and a canonical first order transitions appear; the transition is still second order in the microcanonical ensemble. The c) panel corresponds to the microcanonical tricritical point: it is the onset of the microcanonical first order transition visible in the d) and e) panels. This figure is taken from [9].

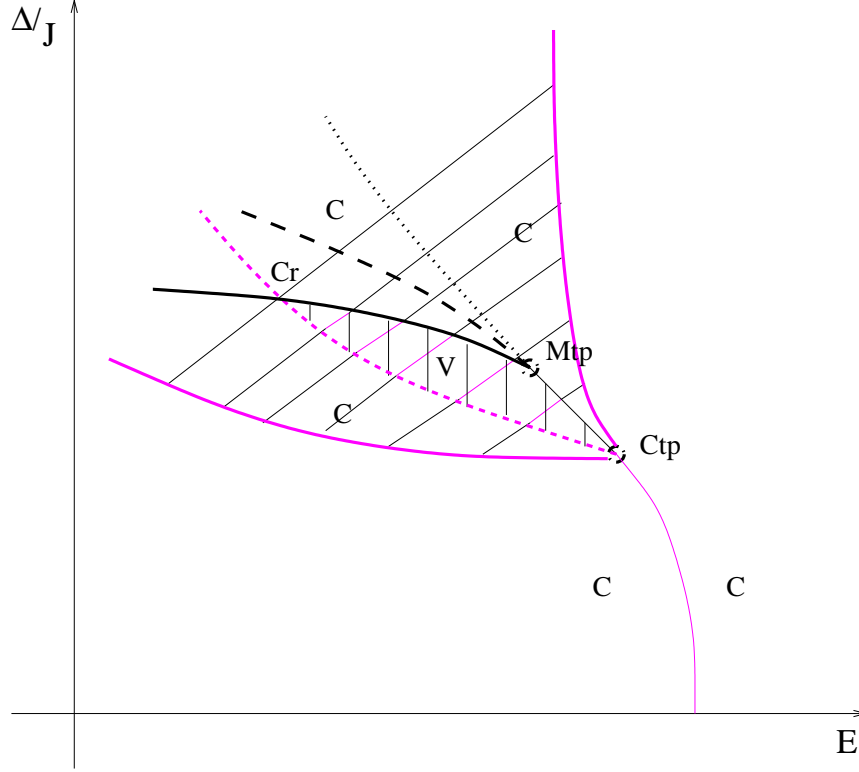


Figure 12: Schematic phase diagram for the Blume-Emery-Griffiths mean field model. For $\Delta/J \rightarrow 0$, the model reduces to an Ising one, displaying a second order phase transition (magenta thin line). At the *canonical tricritical point* (Ctp), this second order line becomes invisible in the canonical ensemble: it meets a canonical first order lines (bold magenta), and a line of canonical stability change (dashed magenta). The second order line goes further in the microcanonical ensemble, and ends at a *microcanonical tricritical point* (Mtp), where it meets a line of first order transitions (bold black) and a line of microcanonical destabilization (black dashed). The dotted line (invisible in both ensembles) is the continuation of the second order line. The hashed area is the inequivalence zone, and the doubly hashed area (triangle between Ttp, Mcp and Cr) is the negative specific heat region. a is a *crossing point between a microcanonical first order transition and a canonical destabilization*.

Table I: This table summarizes the new codimension 1 singularities, when some symmetry of the system is considered. The third column is the number of singularities of a given type (the second number when convexity properties are taken into account, the first one when not). The fourth column is the number of singularities visible in the canonical ensemble together with their type. The last column gives the number of singularities associated with the appearance/disappearance of an energy range of ensemble inequivalence. For instance, they are 4 types of microcanonical second order quadruple points, 20 when convexity is taken into account, 6 of which are canonically visible, giving respectively 4 canonical second order quadruple points and 2 canonical 1 first-2 second order triple point. This last one is associated to the onset of ensemble inequivalence.

Singularity type	Microcanonical singularity	Nbr	Canonical (Nbr)	Inequivalence
Maximization	Tricritical	1/2	None	None
	2 first-1second order triple	1/12	None	None
	Second order quadruple	4/20	Second order quadruple (4)	None
	1 first-2 second order triple	2/8	1 first-2 second order triple (2)	2
	Second order azeotropy	1/2	1 first-2 second order triple (2)	2
Convexity	second order / inflexion	1/2	Second order azeotropy (1)	None
Concavification	second order / concavification	1	Tricritical (1)	1
			2 first-1second order triple (1)	none