

Efficient method to monitor a localization-delocalization transition

A. V. Malyshev,^{*} V. A. Malyshev,[†] and F. Domínguez-Adame

GISC, Departamento de Física de Materiales, Universidad Complutense, E-28040 Madrid, Spain

(Dated: February 28, 2019)

We propose to use disorder and size scaling of the relative fluctuation of the participation number to detect a localization-delocalization transition point. We argue qualitatively that this magnitude is scale-invariant at transition and prove this numerically. As a model, we consider a two-parameter 1D tight-binding Hamiltonian with uncorrelated diagonal disorder and non-random long-range (power like) inter-site interaction $J_{mn} = J/|m - n|^\mu$. The model is critical at $1 < \mu < 3/2$ and reveals Anderson transition with respect to disorder magnitude. We show also that in the marginal case ($\mu = 3/2$), that is analogous to the standard 2D Anderson model, all states are localized.

PACS numbers: 71.30.+h; 72.15.Rn; 78.30.Ly; 36.20.Kd

Localization-delocalization transition (LDT) in disordered systems, predicted by Anderson for 3D in 1958 [1], still remains a fascinating problem (see Refs. [2, 3] for an overview). During the last two decades, a remarkable progress has been achieved in understanding the LDT, especially in discovering the nature of the wave function at transition. This progress became possible partly due to the fruitful idea of the multifractality of wave functions at criticality [4, 5, 6, 7, 8]).

It was found later that an ensemble of power-law random banded matrices $\mathcal{H}_{mn} = G_{mn}/|m - n|^\nu$, where the matrix G runs over the Gaussian orthogonal ensemble, revealed the LDT *with respect to the exponent* ν [9, 10]). The model is critical at $\nu = 1$. Although this model is very different from the standard Anderson one, it is advantageous as it allows for systematic analytical treatment via mapping onto a 1D super-symmetric nonlinear σ -model [11] (see Ref. [12] for an overview). Within this framework, it was demonstrated that the distribution function of the inverse participation ratio (IPR) is scale invariant at transition and that the relative IPR fluctuation (the ratio standard-deviation/mean) is of the order of unity at the critical point within the random banded matrices model [13, 14, 15, 16]). There is a belief that these results hold for the standard 3D Anderson model too.

In the present Letter, we consider a two-parameter tight-binding Hamiltonian on a regular 1D lattice with non-random long-range inter-site interaction $J_{mn} = J/|m - n|^\mu$ ($1 < \mu \leq 3/2$) and random uncorrelated site energies (uncorrelated diagonal disorder). It was argued recently that this model revealed a LDT *with respect to disorder magnitude*, provided that $1 < \mu < 3/2$ [17, 18]. This transition is analogous to that within the standard 3D Anderson model. The marginal case ($\mu = 3/2$) is analogous to the standard 2D Anderson model [18] where the states are localized weakly, as predicted by Abrahams *et al.* [19] Thus, by appropriate choice of the interaction exponent μ , higher dimensional models can be mapped onto the considered two-parameter 1D model (the details of this mapping are to be published elsewhere). The lat-

ter model is very advantageous from the viewpoint of numerical simulations.

We argue that the relative fluctuation of the participation number (PN) is a scale-invariant parameter at transition. This property is a direct consequence of the critical wave function fluctuations at transition: their PN (or IPR) fluctuates on all length scales, which results in the typical fluctuation of the localization length being always of the order of its mean value (the ratio of the two is therefore converging to a constant in the thermodynamic limit). To prove this conjecture we carry out an extensive numerical analysis of size and disorder scaling of the first two momenta of the PN distribution: the mean PN (MPN) and the standard deviation (SDPN). We demonstrate that the ratio SDPN/MPN is an invariant parameter at some value of the disorder magnitude; the family of SDPN/MPN disorder-scaling curves parameterized by the system sizes has a joint intersection point at critical value of disorder magnitude Δ_c . We propose to use this invariance to detect the transition point. We demonstrate that at $1 < \mu < 3/2$ the transition point $\Delta_c \neq 0$. In the marginal case ($\mu = 3/2$) the only intersection point is trivial: $\Delta_c = 0$, indicating that all states are localized. As the marginal case is analogous to the standard 2D Anderson model, this finding is the first direct numerical proof of state localization in the weak localization limit without using the one-parameter scaling hypothesis.

We consider the tight-binding Hamiltonian on a 1D regular lattice of size N

$$\mathcal{H} = \sum_{n=1}^N \varepsilon_n |n\rangle \langle n| + \sum_{m,n=1}^N J_{mn} |m\rangle \langle n|, \quad (1)$$

where $|n\rangle$ is the ket vector of a state with on-site energy ε_n . These energies are stochastic variables, uncorrelated for different sites and distributed uniformly around zero within the interval of width Δ . The hopping integrals are $J_{mn} = J/|m - n|^\mu$, $J_{nn} = 0$ with $1 < \mu \leq 3/2$. For definiteness we set $J > 0$, then the LDT occurs at the upper band edge provided $1 < \mu < 3/2$ [17, 18].

We perform numerical analysis of size and disorder scaling of the PN relative fluctuation (SDPN/MPN). The PN is defined as:

$$P_\nu = \left[\sum_{n=1}^N |\psi_{\nu n}|^4 \right]^{-1}, \quad (2)$$

where $\psi_{\nu n}$ is the ν th normalized eigenstate of the Hamiltonian (1). As the LDT occurs at the top of the band we calculate disorder and size scaling of the PN distribution momenta for the uppermost state. Open boundary conditions are used in all calculations. We take advantage of the Lanczos method to calculate the scaling for relatively large system sizes (up to about 6×10^4 sites) and two particular values of the interaction exponent: $\mu = 4/3$ (the LDT occurs) and $\mu = 3/2$ (the marginal case; all states are expected to be localized).

Our calculations for $\mu = 4/3$ confirm the conjecture that the relative PN fluctuation is a size invariant parameter at transition: Fig. 1 shows that all SDPN/MPN curves plotted versus disorder for different system sizes have a joint intersection point at $\Delta = 10.0 \div 10.6 J$ (slight size dependence of the intersection point is a finite size effect and is discussed below). The figure demonstrates, in particular, that both the MPN and the SDPN are of the same order of magnitude at the intersection for any system size, as was suggested in Refs. [9, 15].

To check the proposed method we calculated the critical point by means of traditional level statistics analysis. Fig. 2 shows the disorder scaling of the relative fluctuation of the level spacing (the ratio of the standard deviation of the level spacing distribution to its mean value: SDLS/MLS) at the top of the band. This fluctuation is an invariant parameter at transition, as was demonstrated in Ref. [20]. The critical disorder obtained by the level statistics analysis, $\Delta = 10.7 \div 11.5 J$, is in good agreement with that obtained by the proposed method, confirming the reliability of the latter.

Because of finite size effects the intersection point, $\Delta(N_1, N_2)$, of two disorder scaling curves plotted for the system sizes N_1 and N_2 depends on these sizes. To account for this dependence, first, set by definition:

$$\Delta_c(N) = \Delta(N-1, N+1), \quad N_r \rightarrow \infty, \quad (3)$$

where $\Delta_c(N)$ is the critical disorder for a system of size N and N_r is the number of disorder realizations over which the averaging is performed. Second, use the following ansatz for the intersection point:

$$\Delta(N_1, N_2) = w(N_1) \Delta_c(N_1) + w(N_2) \Delta_c(N_2), \quad (4)$$

where the weight function $w(N)$ is to be determined.

Contrary to the standard Anderson model, the contribution of off-diagonal terms to the spectrum of the Hamiltonian (1) converges very slowly as system size increases. This results in slow increase of the band width

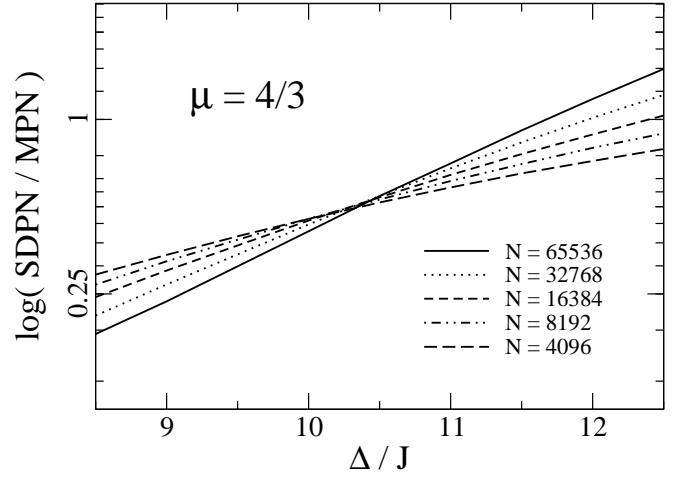


FIG. 1: Disorder scaling of the relative PN fluctuation (the ratio SDPN/MPN) for $\mu = 4/3$ in the vicinity of the joint intersection point that is at $\Delta = 10.0 \div 10.6 J$. The curves are calculated different system sizes N and averaged over more than $5 \cdot 10^3 \times (65536/N)$ disorder realizations.

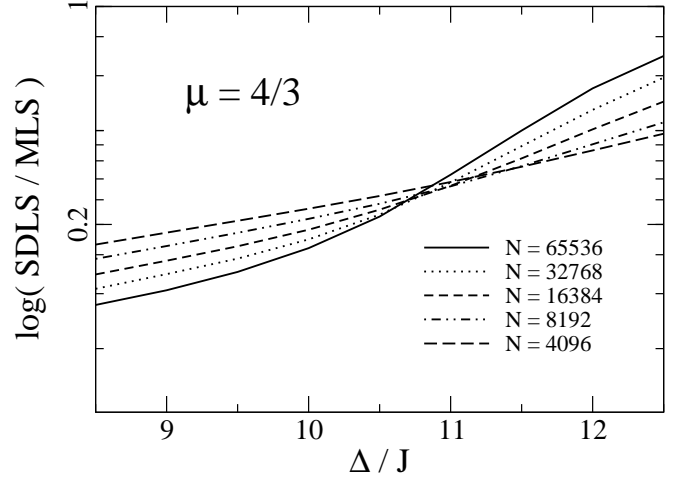


FIG. 2: Disorder scaling of the relative LS fluctuation (the ratio SDLS/MLS) for $\mu = 4/3$ in the vicinity of the joint intersection point that is at $\Delta = 10.7 \div 11.5 J$. The curves are calculated different system sizes N and averaged over more than $5 \cdot 10^3 \times (65536/N)$ disorder realizations.

(actually, the upper band edge, where the LDT takes place) with the size. Under cyclic boundary conditions the upper edge of the bare band depends on the system size $N \gg 1$ as follows:

$$E_c(N) = 2\zeta(\mu) - \frac{2}{\mu-1} \frac{1}{N^{\mu-1}} + O\left(\frac{1}{N^\mu}\right), \quad (5)$$

where $\zeta(\mu)$ is the Riemann ζ -function. Under open boundary conditions, no closed expression for the upper band edge $E(N)$ can be obtained. Nevertheless, for $\mu = 4/3$ its size scaling is close to Eq. (5) and the leading

(non-zero) power of N in the expansion is also $1 - \mu$:

$$E(N) \approx 2\zeta\left(\frac{4}{3}\right) - \frac{8.49}{N^{1/3}} \approx 7.20 - \frac{8.49}{N^{1/3}}. \quad (6)$$

The increase of the band width with system size means that disorder of the same magnitude is effectively stronger for smaller systems. This finite size effect introduces regular dependence of the critical disorder (that can be obtained by numerical analyses) on the system size. The contribution of other finite size effects, such as influence of boundary regions, can be expected to be weaker for large systems due to very slow convergence of the upper band edge ($\propto 1/N^{\mu-1}$). Our calculations of the relative PN fluctuation scaling confirm this conjecture. As we are interested in the critical disorder in the thermodynamic limit, we account for the contribution of the band edge size dependence only:

$$\Delta_c(N) \propto E(N). \quad (7)$$

Using the above anzats together with Eqs. (3-7) and expanding $\Delta(N-1, N+1)$ in series about N ($N \gg 1$) we find the weight function: $w(N) = 1/2 + O(N^{-\mu-1})$.

To further interpret the intersection point $\Delta(N_1, N_2)$ we note that for any given pair $N_1 < N_2$ ($N_1, N_2 \gg 1$) there exists the size N , such that $\Delta_c(N) = \Delta(N_1, N_2)$. Using the latter equation together with Eqs. (6) and (7) and keeping the leading (non-zero) power of system size in all expansions we find the sought N :

$$N = \frac{2^{1/p} N_1 N_2}{(N_1^p + N_2^p)^{1/p}}, \quad p = \mu - 1. \quad (8)$$

Thus, the intersection point of disorder-scaling curves plotted for two different system sizes $N_1 < N_2$ ($N_1, N_2 \gg 1$) yields the critical disorder for an intermediate system size N as defined by Eq. (8). More details of the finite size effects analyses are to be publish elsewhere.

Using Eq. (8) and intersection points of the curves in Figs. 1 and 2 we obtained the critical disorder dependencies on the system size. Fig. 3 shows these dependencies together with the best linear fit of $E(N)$ to the numerical data points for large system sizes (the last three points). The figure confirms our conjecture that for large system sizes the band edge size dependence provides the dominant contribution to that of the critical disorder, obtained by the PN statistics analysis. This allows to determine the critical disorder in the thermodynamic limit ($N \rightarrow \infty$): $\Delta_c(N) \rightarrow 10.9 \pm 0.2$.

Fig. 3 demonstrates that both methods of the critical point detection are in good agreement. However, the size dependence of the critical point is more pronounced in the case of LS analysis. Also, in this case, the dependence does not follow well that of the upper band edge even for very large system sizes, indicating that there are other slowly converging finite size effects affecting the level statistics (analyses of these are beyond the scope

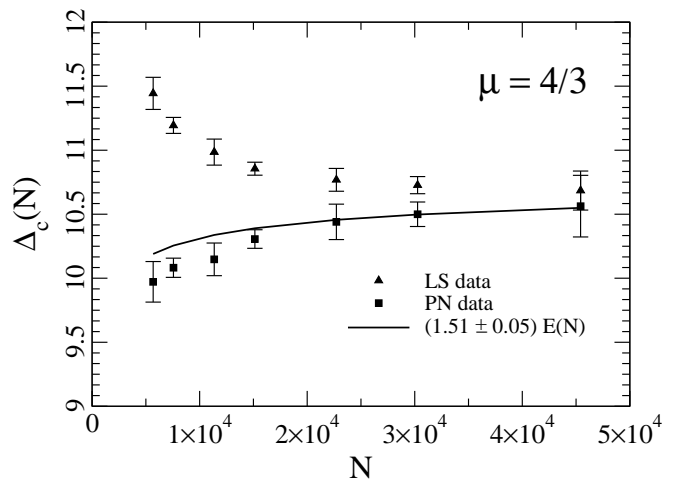


FIG. 3: Critical disorder sizes scaling obtained from the PN data (■) and level statistics data (▲). Solid line is the best linear fit of $E(N)$ to the last three PN data points.

of this Letter). For these reasons, the proposed method required less disorder realizations to obtain reliable results, which is advantageous. Other methods, such as those based on multifractal analysis require a vectorizing computer, as was pointed out in Ref. [21]. We conclude therefore that the proposed method proves to be reliable and efficient.

Using the same technique we analyzed localization properties in the marginal case ($\mu = 3/2$). In this case, the relationship between the level spacing at the upper edge of the bare band and the effective disorder (reduced by the quasi-particle motion) is exactly the same as in the center of the band within the standard 2D Anderson model [18], where the states are weakly localized [19]. Thus, the center of the 2D band maps onto the upper band edge in the 1D marginal case (the details of this mapping are to be published elsewhere). Fig. 4 shows the SDPN/MPN scaling curves in the vicinity of the only joint intersection point that appears to be trivial: $\Delta_c = 0$. Size scaling of the ratio MPN/ N (see Fig. 5) reveals no transition too; all MPN/ N size-scaling curves for non-zero magnitude of disorder decrease with system size, as they do for a localized state. Thus, no signatures of the LDT can be observed in the marginal case, indicating that all states are localized.

In summary, we studied the relative fluctuation of the participation number distribution (the ratio of the standard deviation to the mean). We argue that this magnitude is a scale-invariant parameter at transition and prove this conjecture numerically. This finding provides a new efficient method to detect the transition: the family of SDPN/MPN disorder-scaling curves parameterized by system sizes has a joint intersection point at the critical magnitude of disorder. We consider the 1D two-parameter Anderson model with diagonal disorder.

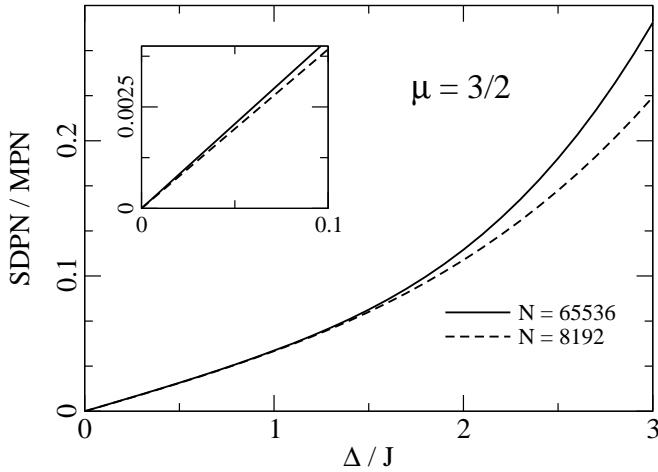


FIG. 4: Disorder scaling of the relative PN fluctuation (the ratio SDPN/MPN) for $\mu = 3/2$ in the vicinity of the joint intersection point at $\Delta_c = 0$. The curves are calculated for two different system sizes (65536 and 8192) and averaged over more than 5×10^3 and 10^5 disorder realizations respectively.

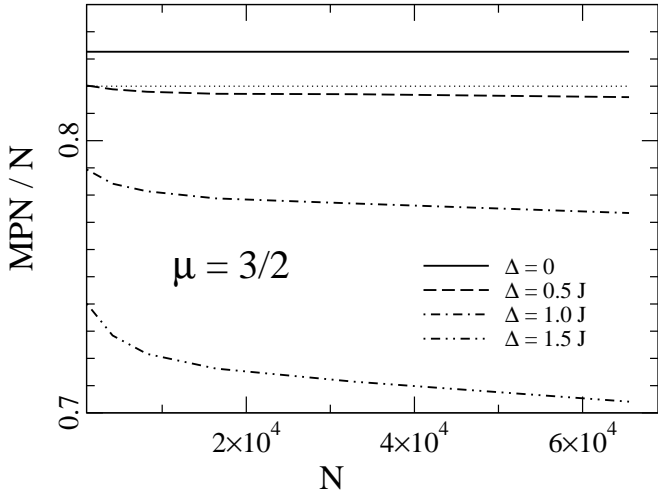


FIG. 5: Size scaling of the ratio MPN/N calculated for $\mu = 3/2$ and different disorder magnitudes. Thin horizontal dotted line is a guide for an eye.

der and non-random long-range (power-like) interaction, $J_{nm} = J/|n - m|^\mu$, $J > 0$. Analyzing the SDPN/MPN scaling and finite size effects, we find in particular that the critical point for $\mu = 4/3$ is $\Delta_c = 10.9 \pm 0.2 J$ (in the thermodynamic limit). In the marginal case ($\mu = 3/2$), that is analogous to the standard 2D Anderson model (where the states are localized weakly), the only joint intersection point is $\Delta_c = 0$, indicating that all states are localized. To the best of our knowledge, this finding is the first direct numerical proof of state localization in the weak localization limit without using the one-parameter scaling hypothesis.

We stress here that the scale-invariance of the relative PN fluctuation (SDPN/MPN) is a consequence of the universal critical wave function fluctuations at transition. Thus, this invariance provides a general powerful tool for calculation of the critical point. We believe also that this property holds at a mobility edge, allowing to monitor the latter.

The authors thank A. Rodríguez, M. A. Martín-Delgado and G. Sierra for discussions. This work was supported by DGI-MCyT (MAT2000-0734), CAM (07N/0075/2001) and MECyD (SB2001-0146). V. A. M. acknowledges support through a NATO Fellowship.

-
- * On leave from Ioffe Physiko-Technical Institute, 26 Politechnicheskaya str., 194021 Saint-Petersburg, Russia
 - † On leave from “S.I. Vavilov State Optical Institute”, 199034 Saint-Petersburg, Russia.
 - [1] P. W. Anderson, Phys. Rev. **109**, 1492 (1958).
 - [2] P. A. Lee and T. V. Ramakrishnan, Rev. Mod. Phys. **57**, 287 (1985).
 - [3] B. Kramer and A. MacKinnon, Rep. Prog. Phys. **56**, 1469 (1993).
 - [4] F. Wegner, Z. Phys. B **36**, 209 (1980); Nucl. Phys. B **316**, 663 (1989).
 - [5] H. Aoki, J. Phys. C **16**, L205 (1983); Phys. Rev. B **33**, 7310 (1986).
 - [6] C. Castellani and L. Peliti, J. Phys. A **19**, L429 (1986).
 - [7] M. Schreiber and H. Grussbach, Phys. Rev. Lett. **67**, 607 (1991); Mod. Phys. Lett. B **6**, 851 (1992).
 - [8] M. Janssen, Int. J. Mod. Phys. B **8**, 943 (1994).
 - [9] A. D. Mirlin, Y. V. Fyodorov, F.-M. Dittes, J. Quezada, and T. H. Seligman, Phys. Rev. E **54**, 3221 (1996).
 - [10] L. S. Levitov, Europhys. Lett. **9**, 83 (1989); Ann. Phys. (Leipzig) **8**, 507 (1999).
 - [11] Y. V. Fyodorov and A. D. Mirlin, Phys. Rev. Lett. **67**, 2405 (1991); Int. J. Mod. Phys. B **8**, 3795 (1994).
 - [12] A. D. Mirlin, Phys. Rep. **326**, 259 (2000).
 - [13] F. Evers and A. D. Mirlin, Phys. Rev. Lett. **84**, 3690 (2000).
 - [14] A. D. Mirlin and F. Evers, Phys. Rev. B **62**, 7920 (2000).
 - [15] Y. V. Fyodorov and A. D. Mirlin, Phys. Rev. B **51**, 13403 (1995).
 - [16] V. N. Prigodin and B. L. Altshuler, Phys. Rev. Lett. **80**, 1944 (1998).
 - [17] A. Rodríguez, V. A. Malyshev, and F. Domínguez-Adame, J. Phys. A: Math. Gen. **33**, L161 (2000).
 - [18] A. Rodríguez, V. A. Malyshev, G. Sierra, M. A. Martín-Delgado, J. Rodríguez-Laguna, and F. Domínguez-Adame, Phys. Rev. Lett. **90**, 27404 (2003).
 - [19] E. Abrahams, P. W. Anderson, D. C. Licciardello, and T. V. Ramakrishnan, Phys. Rev. Lett. **42**, 673 (1979).
 - [20] V. E. Shklovskii, B. Shapiro, B. R. Sears, P. Lambrianides, and H. B. Shore, Phys. Rev. B **47**, 11 487 (1993).
 - [21] M. Schreiber and H. Grussbach, Chem. Phys. **178**, 733 (1993); H. Grussbach and M. Schreiber, Phys. Rev. B **51**, 663 (1995).