

Superconductivity in $\text{Pr}_2\text{Ba}_4\text{Cu}_7\text{O}_{15}$ with metallic double chainsM. Matsukawa,¹ Yuh Yamada,² M. Chiba,¹ H. Ogasawara,¹
T. Shibata,³ A. Matsushita,⁴ Y. Takano,⁴ and N. Kobayashi⁵¹Department of Materials Science and Technology, Iwate University, Morioka 020-8551, Japan²Department of Physics, Niigata University, Niigata 950-2181, Japan³Interdisciplinary Faculty of Engineering, Shimane University, Matsue 690-8504, Japan⁴National Institute for Materials Science, Tsukuba 305-0047, Japan⁵Institute for Materials Research, Tohoku University, Sendai 980-8577, Japan

(Dated: September 17, 2020)

Superconductivity is observed in $\text{Pr}_2\text{Ba}_4\text{Cu}_7\text{O}_{15}$ compound possessing metallic double chains. Both resistivity and magnetization measurements exhibit the superconducting transition temperature $T_{\text{c, onset}} = 10\text{K}$ and the superconducting volume fraction is estimated to be about 4% at 2K, indicating the sign of bulk superconductivity in this system.

Since the discovery of high- T_c copper-oxide superconductors, extensive studies on strongly electron correlated system have been in progress on the basis of physical properties of two-dimensional (2D) CuO_2 planes. Moreover, from the viewpoint of low-dimensional physics, particular attention is paid to the physical role of one-dimensional (1D) CuO chains included in some families of high- T_c copper oxides such as Y-based superconductors with the transition temperature $T_c = 92\text{K}$. It is well known that the Pr-substitution for Y-sites in $\text{YBa}_2\text{Cu}_3\text{O}_7$ (Y123/7-) and $\text{YBa}_2\text{Cu}_4\text{O}_8$ (Y124/8) compounds dramatically suppresses T_c and superconductivity in CuO_2 planes disappears beyond the critical value of Pr, $x_c = 0.5$ and 0.8 , respectively^{1,2}. Such a suppression effect due to Pr-substitution on superconductivity has been explained in terms of the hybridization model with respect to Pr-4f and O-2p orbitals³. Y124/8 compound with double chains is thermally stable up to 800°C , while in Y123/7- oxygen deficiencies are easily introduced at lower annealing temperatures⁴. Intermediate between $\text{PrBa}_2\text{Cu}_3\text{O}_7$ (Pr123/7-) with single chains and $\text{PrBa}_2\text{Cu}_4\text{O}_8$ (Pr124/8) with double chains is the $\text{Pr}_2\text{Ba}_4\text{Cu}_7\text{O}_{15}$ (Pr247/15-) compound with an alternative repetition of the single and double chains along the c-axis, isostructural with superconducting $\text{Y}_2\text{Ba}_4\text{Cu}_7\text{O}_{15}$ (Y247/15-)^{5,6}. The crystal structure of orthorhombic Pr247 is schematically shown in Fig. 1 (space group $\text{Am}m$). In Pr247, it is possible to examine physical properties of metallic double chains varying oxygen contents along single chains^{6,7}.

In this paper, we report superconductivity in $\text{Pr}_2\text{Ba}_4\text{Cu}_7\text{O}_{15}$ compound possessing metallic double chains. In previous studies^{6,7}, sintered samples in both Pr124 and Pr247 showed a broad maximum in resistivity and then exhibited a positive T-dependence of indicating a metallic state along double chains. Recently, Horii and his coworkers revealed that the b-axis resistivity of Pr124/8 single crystals along double chain direction shows a highly metallic conduction from room temperature down to 2K ⁸. Moreover, the angle-resolved photoemission study demonstrated that a metallic coupled double chains system is realized in Pr124/8 in contrast

to an insulating charge ordered state on the single chain in Pr123/7 although the chains in both Pr123/7 and Pr124/8 have a nearly quarter-filled conduction band⁹. The optical conductivity measurement confirmed that the CuO_2 planes in Pr124/8 show an insulating nature with charge transfer gap¹⁰. These findings strongly support that a positive T dependence of the resistivity in both Pr124 and Pr247 arises from a metallic state on the CuO double chains.

Polycrystalline $\text{Pr}_2\text{Ba}_4\text{Cu}_7\text{O}_{15}$ compound was synthesized using a powder sintering method under high pressure oxygen^{2,6}. The Pr_6O_{11} , BaO_2 and CuO powders with high purity were mixed to the stoichiometric composition and then were pressed into a cylindrical pellet. The pellet was calcined at $850\text{--}900^\circ\text{C}$ in air and then was sintered at 975°C for 18 hours with $\text{P}(\text{O}_2) = 5\text{atm}$. As-sintered samples were annealed in argon gas at 650°C . The resistivity measurement was performed by a conventional four-probe technique. The magnetoresistance was measured as a function of field up to 8T using superconducting magnet. The magnetization measurement was carried out down to 2K under zero-field cooling (ZFC) and field cooling (FC) conditions using a SQUID magnetometer.

Figure 2 shows the X-ray diffraction patterns for as-sintered and Ar reduced Pr247/15- at room temperature. The X-ray diffraction lines can be indexed in terms of the Pr247 phase although a small amount of the BaCuO_2 phase still remains as impurity phase. The lattice parameters of the as-sintered sample are estimated from the least-squared fitting to the X-ray diffraction data to be $a = 3.8880(3)$, $b = 3.9037(3)$ and $c = 50.660(4)\text{\AA}$, respectively. The oxygen deficiency of as-sintered Pr247 is taken as almost zero because pure Y247 prepared under the same sintering condition as Pr247 exhibits a sharp superconducting transition with $T_c = 89\text{K}$ ². In fact, Tallon et al., reported that the resistivity of Y247/15 shows a superconducting transition near $T_c = 92\text{K}$ ¹¹. For comparison, the unit length of c-axis in Pr247/15 ($= 2$ (Pr123/7 unit) + (Pr124/8 unit)) is estimated from $c = 11.73\text{\AA}$ for Pr123/7 and $c = 27.308\text{\AA}$ for Pr124/8 to be 50.77\AA ^{6,12}. This estimation is almost

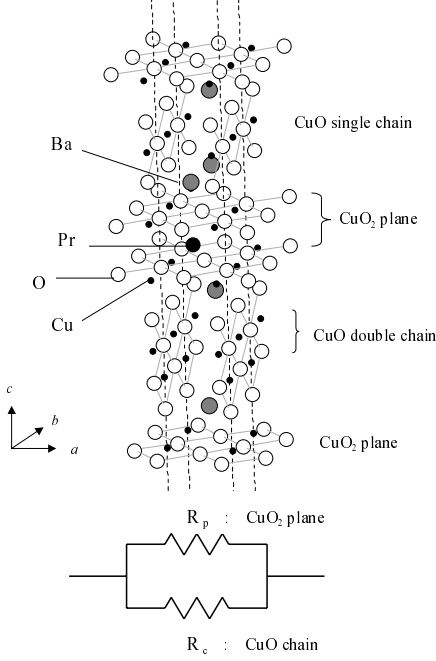


FIG. 1: Schematic view of the $\text{Pr}_2\text{Ba}_4\text{Cu}_7\text{O}_{15}$ structure with a repetition of the corner-sharing CuO single chain and the edge-sharing CuO double chains. Also shown is the direction of the orthorhombic principal axes. The inset indicates models of parallel resistors along the b direction, where R_p and R_c denote resistances of CuO_2 planes and CuO chains, respectively.

comparable with the c -axis lattice constant of $\text{Pr}_{247}/15$. For the sample reduced in Ar for 4 days, the lattice parameters are determined to be $a = 3.8923(5)$, $b = 3.9020(3)$ and $c = 50.814(6)$ Å, respectively. The oxygen deficiency of Pr_{247} due to Ar annealing is estimated to be $\delta = 0.5$ from the thermogravimetry and results in a substantial elongation of the c -axis length up to 0.3%, keeping its orthorhombic structure. These results are similar with a variation in the lattice parameters of Y_{247} as a function of oxygen deficiency. Irizawa et al., reported that the c -axis length of $\text{Y}_{247}/15$ reaches an increase by 0.36% over the range of oxygen deficiency from $\delta = 0.05$ to 0.6^3 .

Figure 3(a) shows the temperature variation of electrical resistivity in sintered $\text{Pr}_{247}/15$. The value of the as-sintered sample exhibits a semiconducting behavior at high T , it reaches a broad maximum at $T_m = 150\text{K}$ and gradually decreases down to 4K . This finding has been well explained on the basis of the parallel circuit model (the inset of Fig.1) composed of both the semiconducting CuO_2 planes and metallic CuO double chains as

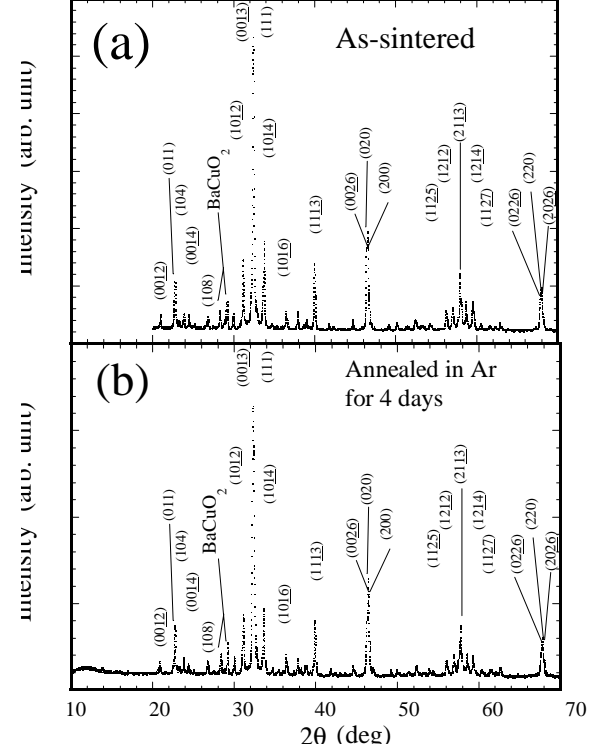


FIG. 2: X-ray diffraction patterns of $\text{Pr}_2\text{Ba}_4\text{Cu}_7\text{O}_{15}$ compounds at room temperature: (a) as-sintered and (b) annealed in Ar for 4 days. The indices represent reflections of the Pr_{247} phase.

first proposed by Bucher et al in YBCO system^{7,14}. A previous study on both sintered Pr_{124} and Pr_{247} implicated that the negative temperature dependence of the resistivity above T_m is ascribed to the CuO_2 plane conduction while the positive T -dependence of the resistivity below T_m to the CuO double-chain conduction⁷. On the other hand, the T dependence of of the reduced samples follows a strongly metallic conduction up to 300K . For the 4-days reduced sample, the superconducting transition evidently appears around 10K and the zero-resistivity temperature $T_{c;zero}$ is determined to be 3.8K from low- T resistivity data. This broad transition towards $T_{c;zero}$ from about 10K is reminiscent of a weak link behavior of high- T_c cuprate polycrystalline materials¹⁵. For the 2-days reduced one, a sharp drop in is observed around 4K but zero resistivity is not achieved down to 3K . The value of of the superconducting sample is proportional to T^2 below 150K , which is the same temperature dependence of along the b -axis of Pr_{124} single crystal⁸. This finding strongly supports that the observed resistivity is dominated by CuO double-chain conduction parallel to the b -axis, up to room temperatures. However, a long time reduction more than 4 days causes a collapse of superconductivity accompanied by a degradation of the metallic character. For one-

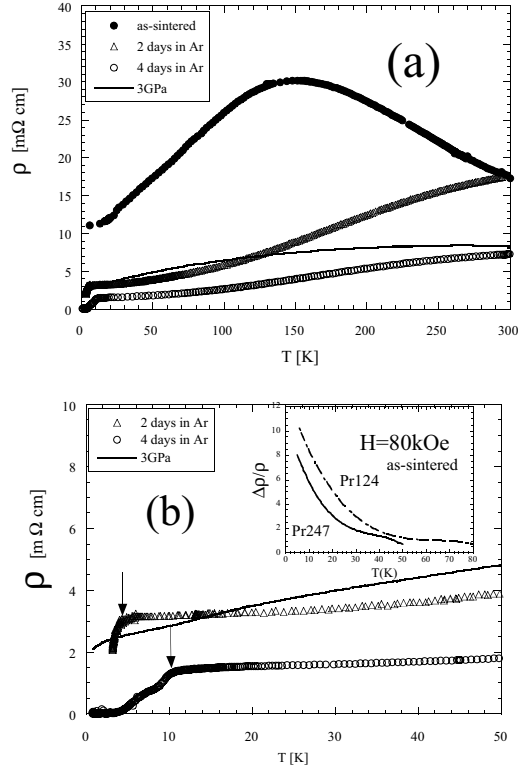


FIG. 3: The temperature variation of electrical resistivity in Pr247, (a) over the whole range of temperature up to 300 K, and (b) below 50 K. The arrows denote the value of $T_{c,onset}$. A solid curve represents the resistivity data of 4-days annealed sample under applied pressure of 3 GPa. In the inset of FIG. 3 (b), the magnetoresistance ($(\rho(H) - \rho(0))/\rho(0)$) in both as-sintered Pr124 and Pr247 is shown as a function of temperature under a field of 80 kOe.

week reduced sample, the resistivity shows a similar behavior with that of as-sintered one, both in its magnitude and temperature dependence, except for a small shift of its broad maximum towards lower temperatures (not shown here). Accordingly, the optimal oxygen defects in Pr247 system cause not only the enhanced metallic state but also the appearance of superconductivity, in contrast with the oxygen deficient effect of Y247 on its resistivity¹³. For comparison, the temperature dependence of resistivity for the 4 days reduced sample is presented under applied pressure of 3 GPa¹⁶. A application of pressure strongly suppresses its metallic conduction over the wide range of temperature, accompanied by a degradation of its superconductivity.

Next, the temperature dependence of magnetic susceptibility (χ) in Pr247 is shown in Fig. 4. For the 4-days reduced sample, the value of χ gradually increases with decreasing T , then exhibits a hump near 10 K and finally a clear diamagnetic signal is detected below 9 K on both ZFC and FC data. The superconducting volume fraction is estimated to be about 4% at 2 K from the ZFC data, demonstrating the bulk superconductivity. Moreover, for 2-days reduced one, a sharp drop in the

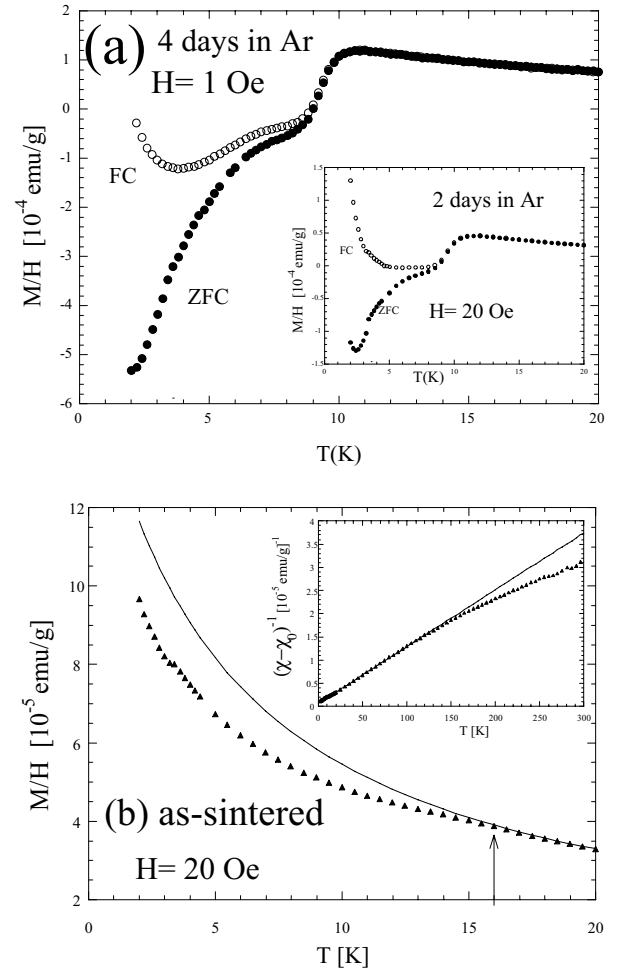


FIG. 4: (a) The magnetic susceptibility (M/H) of the 4-days reduced sample in Pr247 as a function of temperature under zero field cooling (ZFC) and field cooling (FC) conditions at 1 Oe. In the inset, the M/H data of the 2-days one are also shown. (b) The susceptibility data of the as-sintered sample in Pr247. A solid curve represents a least-squared fitting according to the Curie-Weiss law taken into account the T independent component χ_0 . The arrow denotes the antiferromagnetic ordering temperature of Pr ions. The inset of Fig. 4 (b) indicates $(\chi - \chi_0)^{-1}$ versus T plots up to 300 K.

data is also observed below 10 K. On the other hand, the value of χ for the as-sintered one shows a Curie-Weiss like behavior and a slight anomaly is observed at 3 K indicating the formation of superconducting state. The Curie-Weiss plot suggests that the Neel temperature of Pr spins T_N is 16 K almost the same as T_N (= 17 K) in Pr124². Furthermore, the $(\chi - \chi_0)^{-1}$ data in the inset of Fig. 4 (b) show a nonlinear deviation near 160 K associated with the Neel ordering of Cu spins, which is not far from T_N (= 200 K) in Pr124¹⁷. Such a deviation in the magnetization data is also observed for the reduced sample. This finding is consistent with the evidence for an antiferromagnetic order of the planar Cu spins in the NQR experiment¹⁸.

Finally, let us refer the magnetoresistance (MR) effect in Pr₂47 as shown in the inset of Fig.3, where the current was in the longitudinal direction of samples and perpendicular to the applied field of 80kOe. For as-sintered Pr₂47, a rapid increase in MR under a field of 80kOe is observed at lower temperatures below 50K as in the case of Pr₂24. The low-T positive MR effect in Pr₂24 has been explained in terms of the dimensional crossover from 1D to quasi-2D electronic structure, originating from a competition between interchain transfer energy along the a-axis (~ 10 meV) and thermal energy (kT), as pointed out by Terasaki et al.¹⁹. In a 1D pure metal, the Lorentz force is unable to bend an electron orbital indicating the absence of the positive MR. Furthermore, experimental results such as Hall coefficient, thermoelectric power and the pressure effect on the resistivity, for Pr₂24 and/or Pr₂47, are consistent with this explanation based on the dimensional crossover. Accordingly, it is believed that the observed charge transport in Pr₂47 also arises from the CuO double chain as in the case of Pr₂24.

Here, we would like to comment on superconductivity with $T_c = 85$ K in a Pr₂23 single crystal reported by Zou et al.²⁰. Surely, the origin of bulk superconductivity in Pr₂23 has not been made clear but several authors claimed that the superconductivity originates from the inhomogeneities in the chemical composition such as the Ba-rich Pr₂23²¹. The partial substitution of Ba for Pr-site gives rise to a strong suppression of the hybridization between Pr-4f and O-2p orbits, resulting in doping mobile carriers into CuO₂ planes and the appearance of superconductivity. This issue seems to depend on the criterion whether the orbital hybridization leading to carrier localization is retained or not. The negative T-dependence of resistivity for as-sintered Pr₂47 (Fig.3(a)) demonstrates a clear contribution from the insulating CuO₂ planes as well as the insulating Pr₂23. Moreover, Matsushita et al. showed that the value of ρ in as-sintered Pr₂47 gradually rises at high temperatures with applied pressure, indicating the enhancement of the hybridization state between Pr and O orbits⁷. It is easily understood that a reduction process does not alter the electronic state of the Pr-O hybridization because a lower temperature annealing in Ar hardly cause

the Ba substitution for Pr sites in the Pr₂47 composition. In fact, a previous work on stoichiometric Pr₂23/7- reported that its resistivity increases by more than three orders of magnitude as the oxygen content 7- is reduced from 6.93 to 6.46¹². In this study, the c-axis elongation due to oxygen deficiency gives no changes on the Pr-O hybridization state in Pr₂23 system. In a similar way, it is expected that there also exists the hybridization in the reduced Pr₂47 accompanied by the c-axis elongation due to oxygen removal. This expectation is consistent with the experimental result that the metallic conduction of the reduced Pr₂47 is suppressed with applied pressure, suggesting an increase of the residual resistivity from CuO₂ planes associated with the enhancement of hybridization. In the view point of sample preparation, we have to point out outstanding differences between Pr₂23 and Pr₂47. As-grown crystal of Pr₂23 was annealed in flowing pure oxygen gas for over 4 days under two steps of annealing temperatures in order to realize superconductivity. Zou et al., reported that the c-axis lattice constant of the annealed crystal is shorter than that of the as-grown one. Therefore, it is difficult to identify the observed superconductivity in reduced Pr₂47 with the bulk superconductivity in oxidized Pr₂23 crystal. Recently, a systematic study on the pressure effect on both transport and magnetic properties in the superconducting Pr₂47 is in progress¹⁶. Moreover, microscopic research such as the NMR will be carried out in order to specify the superconducting regions.

In summary, we have reported superconductivity in Pr₂Ba₄Cu₇O₁₅ compound possessing metallic double chains. Both resistivity and magnetization measurements exhibit the superconducting transition temperature $T_{c,onset} = 10$ K and the superconducting volume fraction is estimated to be about 4% at 2K, indicating the sign of bulk superconductivity in this system. The reduction treatment causes not only the enhanced metallic conduction but also the realization for superconductivity accompanied by the c-axis elongation due to oxygen deficiency.

This work was partially supported by a Grant-in-Aid for Scientific Research from the Ministry of Education, Science and Culture, Japan.

Electronic address: matsukawa@iwate-u.ac.jp

- ¹ L.Soderholm et al. Nature 328 (1987) 604.
- ² S.Horii, et al. Physica C 302 (1998) 10.
- ³ R.Fehrenbacher, et al., Phys.Rev.Lett. 70 (1993) 3471.
- ⁴ J.D.Jorgensen et al., Phys.Rev.B. 36 (1987) 3608.
- ⁵ P.Bordet et al. Nature 334 (1988) 596.
- ⁶ Y.Yamada, et al. Physica C 231 (1994) 131.
- ⁷ A.Matsushita, et al. Physica C 242 (1995) 381.
- ⁸ S.Horii et al., Phys.Rev.B 61, (2000) 6327.
- ⁹ T.Mizokawa, et al. Phys. Rev. Lett. 85 (2000) 4779.
- ¹⁰ K.Takenaka, et al. Phys. Rev. Lett. 85 (2000) 5428.
- ¹¹ J.L.Tallon, et al. Phys. Rev. B 41 (1990) 7220.

- ¹² M.E.Lopez-Morales, et al. Phys. Rev. B 41 (1990) 6655.
- ¹³ A.Irizawa, et al. J. Phys. Soc. Jpn. 71 (2002) 574.
- ¹⁴ B.Bucher et al., J. Less-Common Metals, 164& 165 (1990) 20.
- ¹⁵ A.Gerber et al., Phys. Rev. Lett. 65 (1990) 3201.
- ¹⁶ Yu.Yamada, in preparation.
- ¹⁷ W.H.Li et al., Phys. Rev. B 60, (1999) 4212.
- ¹⁸ S.Fujiyama, et al. Phys. Rev. Lett. 90 (2003) 147004-1.
- ¹⁹ I.Terasaki et al., Phys. Rev. B 54, (1996) 11993.
- ²⁰ Z.Zou et al., Phys. Rev. Lett. 80 (1998) 1074; Z.Zou et al., Jpn. J. Appl. Phys. 36 (1997) L18.
- ²¹ V.N.Narozhnyi et al., Phys. Rev. Lett. 82 (1999) 461;

M. Merz et al. *Phys. Rev. B* 60 (1999) 9317.