

Double-chain superconductivity in perovskite copper-oxide with insulating CuO_2 planeM Matsukawa,¹ Yuh Yamada,² M Chiba,³ H Ogasawara,³
T Shibata,⁴ A Matsushita,⁵ Y Takano,⁵ and N Kobayashi⁶¹ Department of Materials Science and Technology, Iwate University, Morioka 020-8551, Japan² Department of Physics, Niigata University, Niigata 950-2181, Japan³ Graduate School of Engineering, Iwate University, Morioka 020-8551, Japan⁴ Interdisciplinary Faculty of Engineering, Shimane University, Matsue 690-8504, Japan⁵ National Institute for Materials Science, Tsukuba 305-0047, JAPAN⁶ Institute for Materials Research, Tohoku University, Sendai 980-8577, Japan

(dated: December 20, 2020)

Superconductivity on metallic double chains has been reported for $\text{Pr}_2\text{Ba}_4\text{Cu}_7\text{O}_{15}$ compound sharing insulating CuO_2 planes. Both resistivity and magnetization measurements exhibited the superconducting transition temperature $T_{\text{c, onset}} = 10\text{K}$ and the superconducting volume fraction was estimated to be about 4% at 2K, indicating the sign of bulk superconductivity in this system. Our findings strongly support that double-chain superconductivity favors higher dimensionality as in the case of the pressure-induced superconductivity in the ladder system.

Since the discovery of high- T_c copper-oxide superconductors, extensive studies on strongly electron correlated system have been in progress on the basis of physical properties of two-dimensional (2D) CuO_2 planes. Moreover, from the viewpoint of low-dimensional physics, particular attention is paid to the physical role of one-dimensional (1D) CuO chains included in some families of high- T_c copper oxides such as Y-based superconductors with the transition temperature $T_c = 92\text{K}$. It is well known that the Pr-substitution for Y-sites in $\text{YBa}_2\text{Cu}_3\text{O}_7$ (Y123) and $\text{YBa}_2\text{Cu}_4\text{O}_8$ (Y124) compounds dramatically suppresses T_c and superconductivity in CuO_2 planes disappears beyond the critical value of Pr, $x_c = 0.5$ and 0.8 , respectively [1, 2]. Such a suppression effect due to Pr-substitution on superconductivity has been explained in terms of the hybridization model with respect to Pr-4f and O-2p orbitals [3].

Intermediate between $\text{PrBa}_2\text{Cu}_3\text{O}_7$ (Pr123) with single chains and $\text{PrBa}_2\text{Cu}_4\text{O}_8$ (Pr124) with double chains is the $\text{Pr}_2\text{Ba}_4\text{Cu}_7\text{O}_{15}$ (Pr247) compound with an alternative repetition of single and double chains along the c-axis (Fig.1), isostructural with superconducting $\text{Y}_2\text{Ba}_4\text{Cu}_7\text{O}_{15}$ (Y247) [4, 5]. In Pr247, it is possible to examine physical properties of metallic double chains varying oxygen contents along single chains [5, 6]. To the best of our knowledge, we have no direct evidence indicating sign of superconductivity along CuO chains among a large number of copper oxide materials. In this letter, we report superconductivity on metallic CuO double chains in Pr247 sharing insulating CuO_2 planes.

Polycrystalline $\text{Pr}_2\text{Ba}_4\text{Cu}_7\text{O}_{15}$ compound was synthesized using a powder sintering method under high pressure oxygen [2, 5]. The Pr_2O_{11} , BaO_2 and CuO powders with high purity were mixed to the stoichiometric composition and then were pressed into a cylindrical pellet. The pellet was calcined at 850–900 °C in air and then was sintered at 975 °C for 18 hours with $P(\text{O}_2) = 5\text{ atm}$. X-ray diffraction patterns showed that all samples measured

are composed of a single phase with Pr247 structure. As-sintered samples were post-annealed in Ar at 650 °C for 2 to 4 days. It should be noted that in Y123 system the transition temperature from orthorhombic to tetragonal phase is near 650 °C in lower oxygen partial pressures [7]. The lattice parameters of the as-sintered Pr247 are $a = 3.88\text{Å}$, $b = 3.90\text{Å}$ and $c = 50.64\text{Å}$ at room temperature [2]. The crystal structure of orthorhombic Pr247 is schematically shown in Fig.1 (space group Ammm). The dimensions of rectangular samples are typically 2.6 × 2.5 × 4.2 mm³. The resistivity measurement was performed by a conventional four-probe technique. The magnetoresistance was measured as a function of field up to 8T using superconducting magnet. The magnetization measurement was carried out down to 2K under zero-field cooling (ZFC) and field cooling (FC) conditions using a SQUID magnetometer.

Figure 2 (a) shows the temperature variation of electrical resistivity in sintered Pr247. The value of the as-sintered sample exhibited a semiconducting behavior at high T, it reached a broad maximum at $T_m = 150\text{K}$ and gradually decreases down to 4K. This finding has been well explained on the basis of the parallel circuit model (the inset of Fig.1) composed of both the semiconducting CuO_2 planes and metallic CuO double chains as first proposed by Bucher et al in YBCO system [6, 8]. On the other hand, the T dependence of the reduced samples followed a strongly metallic conduction up to 300K. For the 4-days reduced sample, the superconducting transition evidently appeared around 10 K and the zero-resistivity temperature $T_{\text{c, zero}}$ was determined to be 3.8K from low-T resistivity data. This broad transition towards $T_{\text{c, zero}}$ from about 10K is reminiscent of a weak link behavior of high- T_c cuprate polycrystalline materials [9]. For the 2-days reduced one, a sharp drop in was observed around 4 K but zero resistivity was not achieved down to 3 K. The value of of the superconducting sample is proportional to T^2 below 150K, which

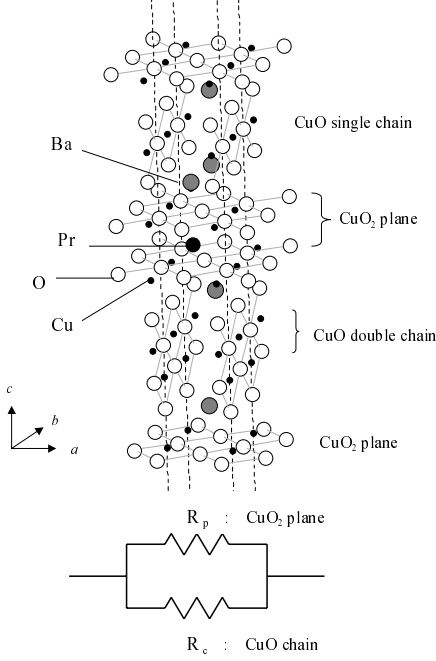


FIG. 1: Schematic view of the $\text{Pr}_2\text{Ba}_4\text{Cu}_7\text{O}_{15}$ structure with a repetition of CuO single and double chains. Also shown is the direction of the orthorhombic principal axes. The inset indicates models of parallel resistors along the b direction, where R_p and R_c denote resistances of CuO_2 planes and CuO chains, respectively.

is the same temperature dependence of ρ along the b -axis of Pr124 single crystal [10]. This finding strongly supports that the observed resistivity is dominated by CuO double-chain conduction parallel to the b -axis, up to room temperatures. It should be noted that the T^2 dependence of ρ in high- T_c cuprates indicates the carrier concentration of CuO_2 planes located in the over-doped region. In the cases of both Pr124 and Pr247, it is also expected that the carrier concentration of double chains is in the over-doped region because of the lack of metallic conduction in CuO_2 planes. Furthermore, the angle-resolved photoemission spectroscopy study strongly indicates that a metallic coupled-chain system is realized on double chains in Pr124, in contrast with a charge-ordering insulating state along single chains in Pr123 [11].

Next, the temperature dependence of magnetic susceptibility (χ) in Pr247 is shown in Fig. 3. For the 4-days reduced sample, the value of χ gradually increased with decreasing T , then exhibited a hump near 10K and

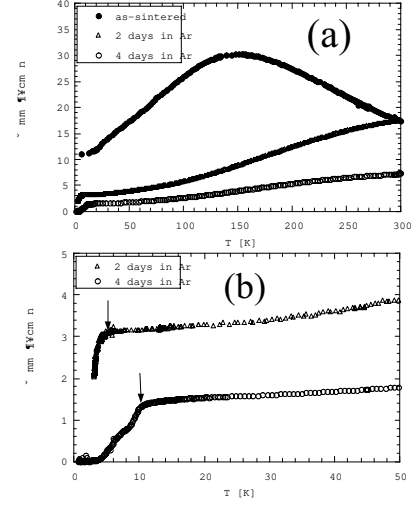


FIG. 2: The temperature variation of electrical resistivity in Pr247, (a) over the whole range of temperature up to 300K, and (b) below 50 K. The arrows denote the value of $T_{c, \text{onset}}$.

nally a clear diamagnetic signal was detected below 9 K on both ZFC and FC data. The superconducting volume fraction is estimated to be about 4% at 2K from the ZFC data, demonstrating the bulk superconductivity on the CuO double-chains. Moreover, for 2-days reduced one, a sharp drop in the ρ data was also observed below 10K. On the other hand, the value of ρ for the as-sintered one showed a Curie-Weiss like behavior and a slight anomaly was observed at 3K indicating the formation of superconducting state. The Curie-Weiss plot suggests that the Neel temperature of Pr spins T_N is 16K almost the same as T_N ($\approx 17\text{K}$) in Pr124 [2]. Furthermore, the $(\chi_0)^{-1}$ data in the inset of Fig. 3 (b) showed a nonlinear deviation near 160 K associated with the Neel ordering of Cu spins, which is not far from T_N ($\approx 200\text{K}$) in Pr124 [12].

Finally, let us show the magnetoresistance (MR) data in Pr247 (Fig. 4), where the current was in the longitudinal direction of samples and perpendicular to the applied field up to 8T. The value of MR of the as-sintered sample showed a monotonic increase by about 7% up to 8T and was nearly proportional to H^2 as shown in the inset of Fig. 4. For as-sintered Pr247, a rapid increase in MR

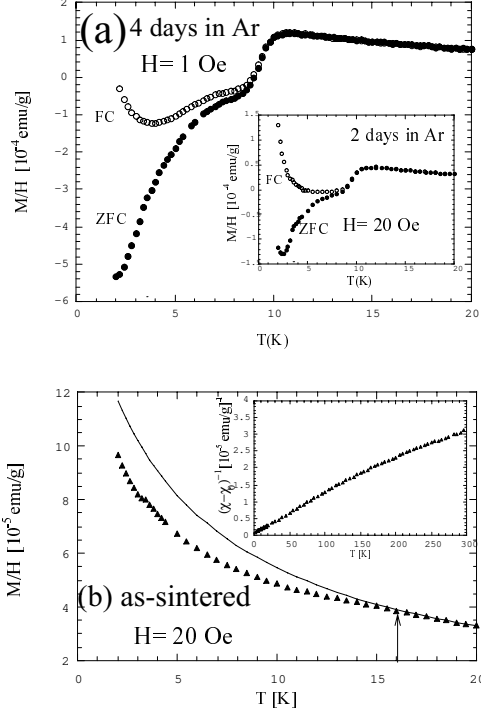


FIG. 3: (a) The magnetic susceptibility (M/H) of the 4-days reduced sample in Pr247 as a function of temperature under zero field cooling (ZFC) and field cooling (FC) conditions at 1 Oe. In the inset, the M/H data of the 2-days one are also shown. (b) The susceptibility data of the as-sintered sample in Pr247. A solid curve represents a least-squared fitting according to the Curie-Weiss law taken into account the T independent component χ_0 . The arrow denotes the antiferromagnetic ordering temperature of Pr ions. The inset of Fig.3(b) indicates $(\chi - \chi_0)^{-1}$ versus T plots up to 300K.

under a field of 8T was previously observed at lower temperatures below 50K as in the case of Pr124 [13]. The low- T positive MR effect in Pr124 has been explained in terms of the dimensional crossover from 1D to quasi-2D electronic structure, originating from a competition between interchain transfer energy along the a -axis (~ 10 meV) and thermal energy, as pointed out by Terasaki et al [14]. In a 1D pure metal, the Lorentz force is not possible to bend an electron orbital indicating the absence of the positive MR. Furthermore, experimental results such as Hall coefficient, thermoelectric power and the pressure effect on the resistivity, for Pr124 and/or Pr247, are consistent with this explanation based on the dimensional crossover. Accordingly, it is believed that the observed charge transport in Pr247 also arises from the CuO double chain as in the case of Pr124. On the other hand, for the reduced samples, the value of MR showed a dra-

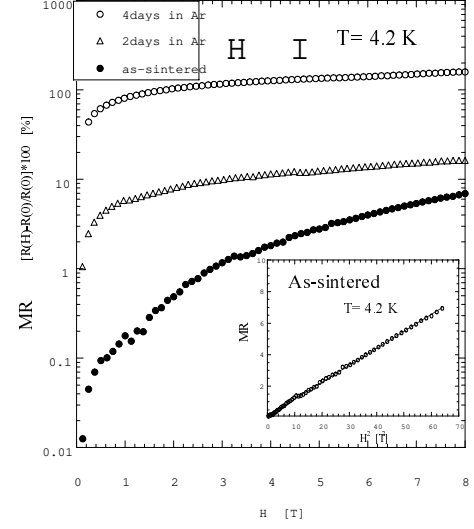


FIG. 4: The magnetoresistance (MR) at 4.2K in Pr247. Here, the current I was in the longitudinal direction of samples and perpendicular to the applied field H up to 8T. In the inset of Fig.4, H^2 plot of the MR for the as-grown sample is presented. A solid line denotes a linear fitting of the $-H^2$ data.

matic rise at low fields. Apparently, this finding is caused by the superconductive to normal transition induced by applying field. Thus, it is naturally understood that the dimensional crossover of the electronic structure across double chains plays a crucial role on the realization for superconductivity on one-dimensional chain in Pr247. Here, we'd like to comment on the pressure-induced superconductivity of the quasi 1D ladder compound $\text{Sr}_{1-x}\text{Ca}_x\text{Cu}_2\text{O}_{4.1}$ [15, 16]. We note first that the $T_{\text{c,onset}}$ and the superconducting volume fraction in the Pr247 are almost the same as 12K and 5% in the ladder compound under a pressure of 3GPa. In both systems, superconductivity is realized accompanied by the T^2 dependence of ρ , indicating an over-doped metallic state following the Fermi-liquid picture. Second, the application of pressure increases interladder coupling so that a 1D to 2D crossover is induced. As mentioned before, in Pr247, the positive MR is also taken as one of experimental evidences for a dimensional crossover based on interchain coupling. Our findings strongly support that double-chain superconductivity favors higher dimension-

ality as in the case of the pressure-induced superconductivity in the ladder system.

At this stage, it has not been made clear the reason why the reduction treatment causes not only the enhanced metallic conduction but also the realization for superconductivity on the CuO double-chain. However, one scenario is as follows; through CuO single-chain channel over-doped carriers on the double chain are removed due to the reduction process, resulting in a requisite condition for superconductivity. We note that in P r124 oxygen is thermally stable up to 800 °C and carrier-concentration in doped chains is difficult to change but in P r247 it is easy to do so because of single-chain channel. This scenario seems to be inconsistent with an enhanced metallic behavior due to the reduced treatment if doped carriers are taken as holes. A reduction treatment also reminds us of carrier-doping in the case of electron-doped high- T_c cuprates. Another possibility is concerning chemical pressure effect. The reduction treatment gives rise to any variation in lattice parameters as in the case of Y 123 [7] and results in the enhanced transfer integrals causing the superconducting metallic state in the double-chains. The pressure effect on the resistivity in as-sintered P r124 and P r247 surely showed an enhanced metallic state under pressure [6, 17]. In a near future, some detailed researches for the annealing effect on crystal structure in P r247 will be carried out elsewhere.

In summary, superconductivity on metallic double chains has been investigated for $P r_2Ba_4Cu_7O_{15}$ compound sharing insulating CuO_2 planes. Both resistivity and magnetization measurements exhibited the superconducting transition temperature $T_{c,onset} = 10K$ and the superconducting volume fraction was estimated to be about 4% at 2K, indicating the sign of bulk superconduc-

tivity in this system. The reduction treatment causes not only the enhanced metallic conduction but also the realization for superconductivity on the CuO double-chain. In addition, the dimensional crossover of the electronic structure based on the transfer integral across interchain probably provides one of requisite conditions for bulk superconductivity. Our findings strongly support that double-chain superconductivity at ambient pressure favors higher dimensionality as in the case of the pressure-induced superconductivity in the ladder system.

This work was partially supported by a Grant-in-Aid for Scientific Research from the Ministry of Education, Science and Culture, Japan.

Electronic address: matsukawa@iwate-u.ac.jp

- [1] L. Soderholm et al. Nature 328 (1987) 604.
- [2] S. Horii, et al. Physica C 302 (1998) 10.
- [3] R. Fehrenbacher, et al., Phys. Rev. Lett. 70 (1993) 3471.
- [4] P. Bordet et al. Nature 334 (1988) 596.
- [5] Y. Yamada, et al. Physica C 231 (1994) 131.
- [6] A. Matsushita, et al. Physica C 242 (1995) 381.
- [7] J. D. Jorgensen et al., Phys. Rev. B 36 (1987) 3608.
- [8] B. Bucher et al., J. Less-Common Metals, 164& 165 (1990) 20.
- [9] A. Gerber et al., Phys. Rev. Lett. 65 (1990) 3201.
- [10] S. Horii et al., Phys. Rev. B 61, (2000) 6327.
- [11] T. Mizokawa, et al. Phys. Rev. Lett. 85 (2000) 4779.
- [12] W. H. Li et al., Phys. Rev. B 60, (1999) 4212.
- [13] H. Ogasawara et al., in press in Physica C.
- [14] I. Terasaki et al., Phys. Rev. B 54, (1996) 11993.
- [15] M. Uehara et al., J. Phys. Soc. Jpn. 65 (1996) 2764.
- [16] T. Nagata et al., Phys. Rev. Lett. 81 (1998) 1090.
- [17] S. Horii, et al. Adv. in Supercond. V III (1996) 93.