

Huge enhancement of electromechanical responses in compositionally modulated $\text{Pb}(\text{Zr}_{1-x}\text{Ti}_x)\text{O}_3$

Ningdong Huang, Zhirong Liu, Zhongqing Wu, Wenhui Duan

Department of Physics, Tsinghua University, Beijing 100084, People's Republic of China

Bing-Lin Gu

Department of Physics, and Center for Advanced Study,
Tsinghua University, Beijing 100084, People's Republic of China

Xiao-Wen Zhang

State Key Laboratory of New Ceramics and Fine Processing,
and Department of Materials Science and Engineering,
Tsinghua University, Beijing 100084, People's Republic of China
(Dated: May 22, 2019)

Monte Carlo simulations based on a first-principles-derived Hamiltonian are conducted to study the properties of $\text{Pb}(\text{Zr}_{1-x}\text{Ti}_x)\text{O}_3$ (PZT) alloys compositionally modulated along the [100] pseudocubic direction near the morphotropic phase boundary (MPB). It is shown that compositional modulation causes the polarization to continuously rotate away from the modulation direction, resulting in the unusual triclinic and C-type monoclinic ground states and huge enhancement of electromechanical responses (the peak of piezoelectric coefficient is as high as 30000 pC/N). The orientation dependence of dipole-dipole interaction in modulated structure is revealed as the microscopic mechanism to be responsible for these anomalies.

PACS numbers: 77.80.-e, 77.84.Dy, 77.22.Gm

Complex perovskite alloys have been studied for more than fifty years. They are of great importance, not only because they are widely used in technical applications for their large piezoelectric and dielectric responses,[1] but also because they are fundamentally interesting for their anomalous properties and the relations to the microscopic structure. Recently, two breakthroughs were achieved in the research of complex perovskites. One is the observation of large enhancement of piezoelectric constants in single crystals.[2, 3] The second is the discovery of a low-temperature monoclinic phase in $\text{Pb}(\text{Zr}_{1-x}\text{Ti}_x)\text{O}_3$ (PZT) near the morphotropic phase boundary (MPB).[4, 5] Inspired by such progresses, a great deal of works have been done to search larger electromechanical response and unobserved phases in complex perovskites. In particular, an *ab initio* calculation on $\text{Pb}(\text{Sc}_{0.5}\text{Nb}_{0.5})\text{O}_3$ (PSN) revealed that atomic rearrangement $\text{Pb}(\text{Sc}_{0.5}^{3+}\text{Nb}_{0.5}^{5+})\text{O}_3/\text{Pb}(\text{Sc}_{0.5}^{3+}\text{Nb}_{0.5}^{5+})\text{O}_3/\text{Pb}(\text{Sc}_{0.5}^{3+}\text{Nb}_{0.5}^{5+})\text{O}_3/\text{Pb}(\text{Sc}_{0.5}^{3+}\text{Nb}_{0.5}^{5+})\text{O}_3$ along the [001] direction, where η is an order parameter will lead simultaneously to large electromechanical response and to unusual structural phases.[6] The different valences of the B atoms (Sc and Nb) were pointed out to be the main reason for the existence of these anomalous properties. Thus it is a general mechanism applicable in a given class of heterovalent perovskite alloys that is likely to have large technological and fundamental implications. However, it is unclear whether there are any interesting effects in the

modulated homovalent systems where the B atoms have the same valences.

In this letter, we investigate the influences of compositional modulation on the homovalent PZT solid solutions near MPB. It is found that the atomic ordering along the [100] direction leads to the suppression of P_x (x-component of the polarization). New ground states of triclinic (Tri) and C-type monoclinic (M_C) phases appear with greatly enhanced piezoelectric coefficients, whose peak is as high as 30000 pC/N. The orientation dependence of dipole-dipole interaction in modulated structure is revealed to be responsible for these anomalies. Such microscopic mechanism is expected to work in any homovalent solid solutions of perovskite ferroelectrics when the atomic ordering is produced.

We adopt the effective Hamiltonian of PZT alloys proposed by Bellaiche, Garcia and Vanderbilt,[7] which is derived from first-principles calculation, to predict the properties of compositionally modulated PZT structures by conducting Monte Carlo simulations. In this scheme, the total energy E is written as the sum of an average energy and a local energy as [7, 8]

$$E(\mathbf{u}_i; \mathbf{v}_i; \mathbf{h}; \mathbf{f}_j) = E_{\text{ave}}(\mathbf{u}_i; \mathbf{v}_i; \mathbf{h}) + E_{\text{loc}}(\mathbf{u}_i; \mathbf{v}_i; \mathbf{f}_j) \quad (1)$$

where \mathbf{u}_i is the local soft mode in unit cell i , \mathbf{v}_i is the dimensionless local displacement related to the inhomogeneous strain [9], \mathbf{h} is the homogeneous strain tensors, and $\mathbf{f}_j = 1$ represents the presence of a Zr or Ti atom in cell i . All the parameters of Eq. (1) are derived from the first principle calculations and

Author to whom any correspondence should be addressed.

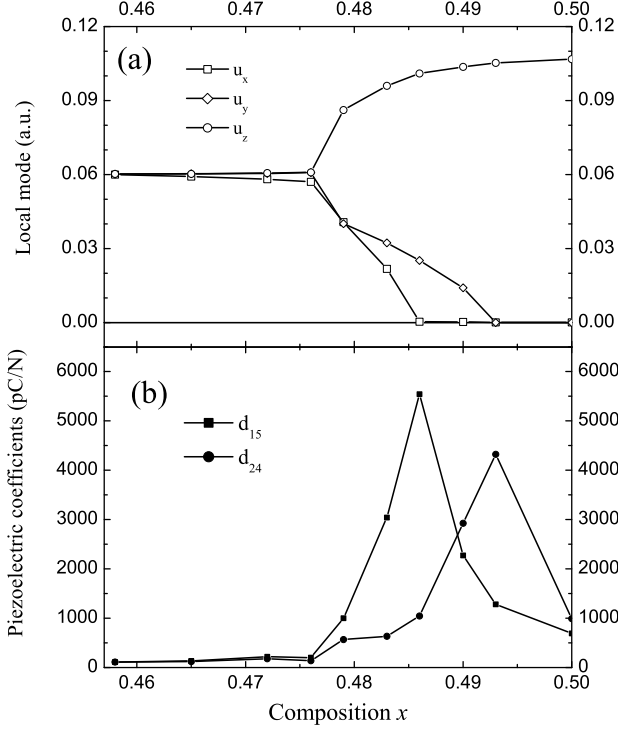


FIG. 1: (a) Average cartesian coordinates of the local mode vectors, and (b) piezoelectric coefficients d_{15} and d_{24} , as functions of composition x in atomically ordered PZT alloys made of the $\text{Pb}(\text{Zr}_{1-x}\text{Ti}_x)\text{O}_3/\text{Pb}(\text{Zr}_{1-x}\text{Ti}_x)\text{O}_3$ sequences. x is set to be its maximum value as $x = x$. The temperature in simulation is 50K, corresponding to an experimental $T = 30\text{K}$.

are given in references.[7, 8] The modulated structures under consideration are made of the sequences $\text{Pb}(\text{Zr}_{1-x}\text{Ti}_x)\text{O}_3/\text{Pb}(\text{Zr}_{1-x}\text{Ti}_x)\text{O}_3$ along the [100] direction. The B atoms randomly distribute within each [100] plane. $10 \times 10 \times 10$ or $12 \times 12 \times 12$ supercells with periodic boundary conditions are used in Monte Carlo simulations to get well converged results. 2×10^5 Monte Carlo sweeps are first performed to equilibrate the system and then 10^5 sweeps are used to compute the interested properties. Note that it was demonstrated [7] that this approach leads to a theoretical Curie temperature $T_{C,\text{theo}}$ higher than the experimental value $T_{C,\text{exp}}$ due to higher perturbative terms, so the temperatures used in simulation should be rescaled down by a factor of $T_{C,\text{exp}}/T_{C,\text{theo}}$. As a result, the simulated temperature of 50K corresponds to an "experimental" temperature around 30K.

First we consider the properties of modulated PZT as a function of composition x by setting the parameter to be its maximum value ($x = x$). Fig. 1(a) shows the cartesian coordinates (u_x, u_y, u_z) of the supercell average of the local mode vectors as a function of x at $T = 50\text{K}$. For the non-modulated case, it was demonstrated that the disordered $\text{Pb}(\text{Zr}_{1-x}\text{Ti}_x)\text{O}_3$ has a pseudocubic [111] direction polarized ($u_x = u_y = u_z > 0$) rhom-

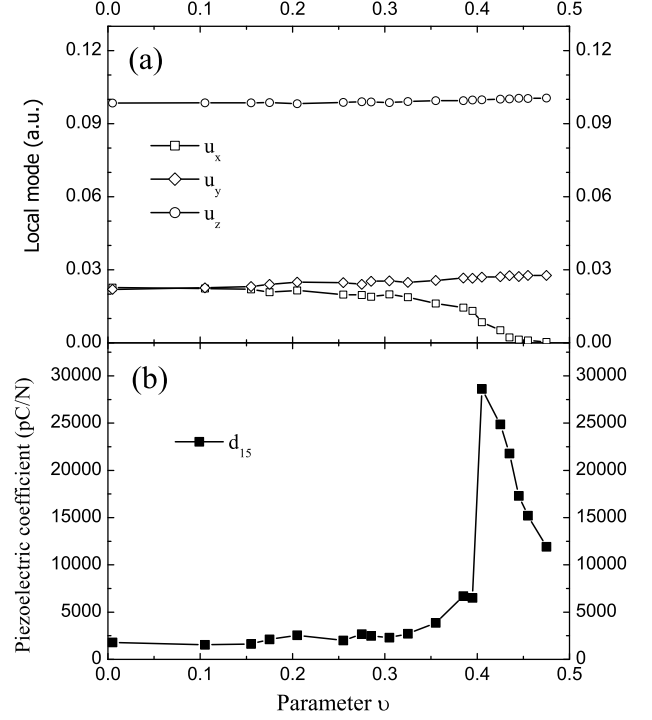


FIG. 2: (a) Average cartesian coordinates of the local mode vectors, and (b) piezoelectric coefficient d_{15} , as functions of the parameter v in modulated PZT structures with $x = 0.485$ at 50K.

bohedral phase (R) for $x < 0.475$, a [001] direction polarized ($u_x = u_y = 0 < u_z$) tetragonal phase (T) for $x > 0.49$, and a A-type monoclinic phase (M_A) with $0 < u_x = u_y < u_z$ for $0.475 < x < 0.49$. [7, 8] It seems that the compositional modulations have little effect on R and T phases even in the structures modulated in large amplitudes. The modulated PZT even adopt the same M_A structure as ordinary PZT for a Ti composition close to 48%. Interestingly, between the M_A and T phases, two unexpected ground states appear in the modulated system: a triclinic (Tri) phase in which u_x, u_y and u_z are all nonzero and different from each other, and a C-type monoclinic (M_C) phase with $0 = u_x < u_y < u_z$. Fig. 1(a) thus demonstrates that the electric polarization rotation of modulated PZT structures follows the sequence of R- M_A -Tri- M_C -T as the Ti composition increases. The existence of such polarization path in PZT was first demonstrated in the simulation of electric field induced transformation in non-modulated rhombohedral PZT by Bellaiche et al. [10] But it has not been observed in experiments yet, because the predicted electric field required to induce the Tri and M_C phases is too high ($> 500\text{ kV/cm}$ for composition close to the MPB) compared with what experiments can provide. Thus the present study demonstrates an alternative routine to observe such polarization path with less experimental obstacles.

Fig. 1(b) shows the corresponding piezoelectric coef-

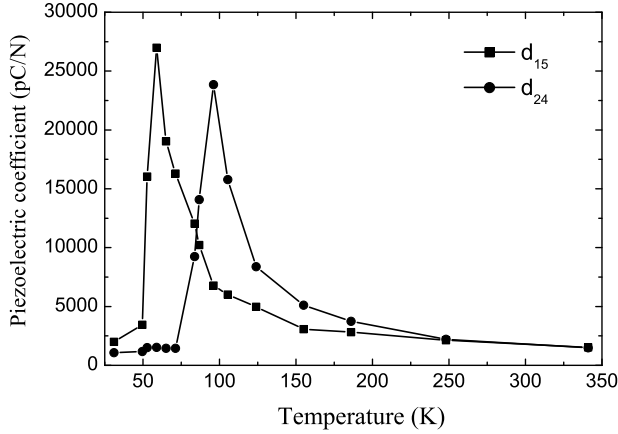


FIG. 3: Piezoelectric coefficients in modulated PZT structure associated with $x = 0.485$ and $\delta = 0.305$ as functions of temperature.

coefficients, which are calculated in the correlation-function approach.[11] d_{15} has behaviors similar to that of the disordered PZT in the R , M_A and T phases. In the Tri and M_C structures d_{15} remains a remarkably large value above 1000 pC/N and reaches its largest value near the Tri to M_C transition. In R and M_A structures with symmetry equivalent $[100]$ and $[010]$ directions, where $u_x = u_y$ and $u_z = u_x$, d_{24} has the same value as d_{15} . While in Tri and M_C phases with broken symmetry in $[100]$ and $[010]$ directions, d_{24} behaves unlike d_{15} and reaches its largest value near the M_C to T transition which is shifted from the d_{15} peak. Another important piezoelectric coefficient, d_{33} , is not shown here because the modulations scarcely affect u_z and consequently have little effect on d_{33} .

We also investigate the effects of the modulation parameter δ , the fluctuation amplitude, on the structural and piezoelectric properties of the system in which $x = 0.485$. Fig. 2(a) shows the average local mode as a function of δ at 50K. The structure of $\delta = 0$ has $u_x = u_y < u_z$, which characterizes the M_A structure with polarization lying between the pseudo-cubic $[111]$ and $[001]$ directions. When δ is larger than 0.155, u_x becomes smaller than u_y . With increasing δ , u_x decreases gradually whereas u_y and u_z increase very slowly. This behavior corresponds to the phase of Tri symmetry. When δ becomes larger than 0.45, u_x becomes null, and u_y and u_z remain unequal, indicating that the phase is now of M_C symmetry with a polarization between the $[011]$ and $[001]$ directions. Summarily, increasing of the parameter δ leads to a continuous rotation of the polarization and transformation between three different ground states which are driven by the annihilation of u_x | the polarization component along the direction of compositional modulation.

Theoretical and experimental studies have suggested that polarization rotation is essential for the large piezo-

electric response in the perovskite alloys.[12, 13] Such effect is clearly demonstrated in Fig. 2(b) where the piezoelectric coefficient d_{15} is depicted. With decreasing u_x , d_{15} increases from 2000 pC/N to 8000 pC/N gradually in the Tri phase for $0.2 < \delta < 0.4$. Then d_{15} reaches a very steep peak about 30000 pC/N at $\delta = 0.4$ where the polarization most easily rotates [see also Fig. 2(a)]. After that, d_{15} decreases slowly and remains large value even in M_C phase. As we can see in Fig. 2(b), d_{15} is larger than 10000 pC/N for a broad range of $\delta > 0.4$. To our best knowledge, such a huge enhancement of the piezoelectric coefficient has never been reported in any perovskite material before.

Temperature properties of the material are important for its application performances. Here we investigate the influence of temperature on a structure with $x = 0.485$ and $\delta = 0.305$, which adopts a Tri ground state in Fig. 2(a). The resulting piezoelectric properties are depicted in Fig. 3. A huge d_{24} piezoelectric coefficient peak appears when the structure transits from T to M_C phases (the information of average local mode is not shown here), around which d_{24} remains larger than 5000 pC/N for a broad range of temperature. The simulations also predict the d_{15} peak which is consistent with the transition from M_C to Tri phases. In addition, it is found that with increasing δ , the M_C - Tri transition temperature decreases, and consequently, the temperature of d_{15} peak is dependent on the value of the modulation parameter δ . This dependence brings great convenience to developing piezoelectric devices for application at different temperatures.

The above intriguing results in modulated structures can be understood by considering (1) the vibration of polarization magnitude due to different intrinsic polarization properties of solid-solution components and (2) the orientation dependence of dipole-dipole (polarization) interaction with polarization vibrating.

Although $PbZrO_3$ and $PbTiO_3$ are similar enough to form $Pb(Zr_xTi_{1-x})O_3$ solid solutions at any composition x , their intrinsic polarization properties are different to some extent. In the effective Hamiltonian,[8] such difference is reflected in the influence of local composition on the on-site energy. As a result, the magnitude of polarization is vibrating with varying local composition that is caused by the structural modulation. In our calculation of PZT, the Ti -rich planes have larger average local mode, while Ti -poor planes have smaller values of local mode. As expected, the vibration of average local mode (polarization) is stronger at larger δ values.

In the homovalent alloys such as PZT, the long-range polarization interactions are described in dipole-dipole interaction energy:[8, 9]

$$E_{\text{dipole}} = \frac{Z^2}{4\pi\epsilon_0} \sum_{i < j} \frac{u_i \cdot u_j - 3(\hat{R}_{ij} \cdot u_i)(\hat{R}_{ij} \cdot u_j)}{R_{ij}^3}; \quad (2)$$

where Z is the Born effective charge and ϵ_0 the optical dielectric constant of the material. When the dipole

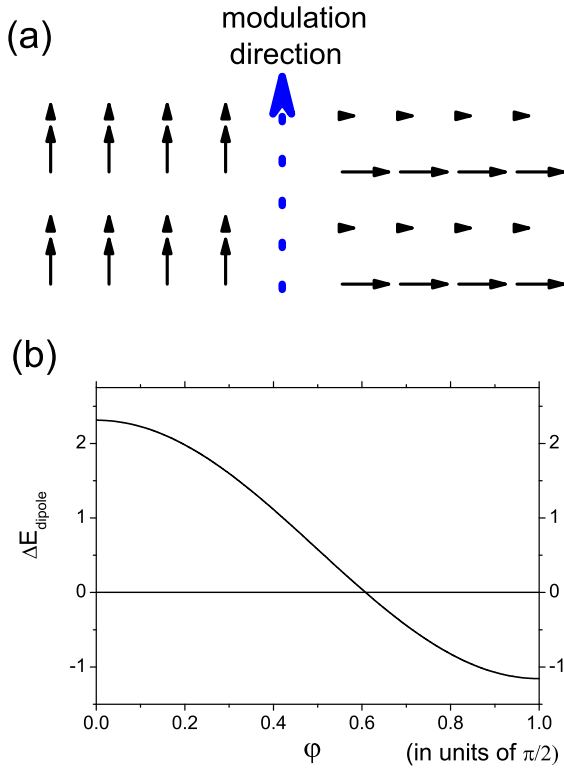


FIG. 4: (a) Schematic graphics of dipole alignment in modulated structure: dipole aligned parallel to modulation direction with higher energy (the left), and alignment perpendicular to modulation with lower energy (the right). (b) Variation of dipole-dipole interaction, E_{dipole} [see Eq. (4)], as a function of ϕ (the angle between the polarization and the modulation direction). E_{dipole} is measured in units of E_{dipole}^0 , while ϕ in units of $\pi/2$.

is uniform ($u_i = hu_i$), the dipole-dipole interaction energy E_{dipole} is isotropic, i.e., E_{dipole} does not depend on the direction of the polarization. However, when there is fluctuation in the magnitude of the dipole due to the structural modulation, the situation differs. E_{dipole} depends on the angle between the directions of modulation and polarization [see Fig. 4(a)]: when the polarization is parallel to the modulation, the dipoles are aligned shoulder to shoulder and the energy is higher; when the polarization is perpendicular to the modulation, the dipoles are aligned end to end so that the energy is lower. To further clarify this point, we present a simple numerical

analysis here. The local mode is assumed to fluctuate as

$$u_i = hu_i[1 + K_i]; \quad (3)$$

where h is the fluctuation amplitude, and K_i equals to +1 or -1 depending on which [100] plane the dipole locates. It is easy to show that the dipole-dipole interaction energy can be rewritten as

$$E_{\text{dipole}} = E_{\text{dipole}}^0 + \frac{1}{2} E_{\text{dipole}}; \quad (4)$$

E_{dipole} reflects the variation of dipole energy caused by the structural modulation. E_{dipole} depends on the angle between the polarization and the modulation directions (denoted as ϕ). In Fig. 4(b), we plot E_{dipole} as a function of ϕ when the polarization rotates from [100] to [010] direction. It can be seen that E_{dipole} reaches its maximum value when the polarization is parallel to the modulation direction. When the direction of polarization deviates from that of modulation, E_{dipole} continuously decreases and reaches the minimum when the polarization is perpendicular to the modulation direction. As a result, compositional modulation causes the polarization to rotate away from the modulation direction, and thus results in the unusual structure transition and induces huge enhancement of piezoelectric coefficient, as revealed in the case of PZT above.

On the basis of the general microscopic mechanism discussed here, it is expected that solid solution made of homovalent perovskite ferroelectrics should have the similar structural and piezoelectric anomalies as those of PZT when the atomic ordering is arranged. Besides, compared with the heterovalent alloys such as PSM, experimental modifications to the atomic ordering of the homovalent alloys such as PZT is more practicable. $\text{Pb}(\text{Zr}_{1-x}\text{Ti}_x)\text{O}_3$ is stoichiometric at any x values, so $\text{Pb}(\text{Zr}_{1-x}\text{Ti}_x)\text{O}_3$ and $\text{Pb}(\text{Zr}_{1-x}\text{Ti}_{x+})\text{O}_3$ can be prepared solely to provide the resources used in the molecular beam epitaxy or laser deposition technique.

This work was supported by State Key Program of Basic Research Development (Grant No. TG2000067108), the National Natural Science Foundation of China, and Trans-century Training Programme Foundation for the Talents by the Ministry of Education of China. W.D. acknowledges with thanks the support of the Berkeley Scholar Program.

[1] K. Uchino, *Piezoelectric Actuators and Ultrasonic Motors* (Kluwer Academic Publishers, Boston, 1996).
 [2] S.-E. Park and T. R. Shrout, *J. Appl. Phys.* 82, 1804 (1997).
 [3] R. F. Service, *Science* 275, 1878 (1997).
 [4] B. Noheda, D. E. Cox, G. Shirane, J. A. Gonzalo, L. E. Cross, and S.-E. Park, *Appl. Phys. Lett.* 74, 2059 (1999).
 [5] R. Guo, L. E. Cross, S.-E. Park, B. Noheda, D. E. Cox,

and G. Shirane, *Phys. Rev. Lett.* 84, 5423 (2000).
 [6] A. M. George, J. Iniguez and L. Bellaiche, *Nature* 413, 54 (2001).
 [7] L. Bellaiche, A. Garcia and D. Vanderbilt, *Phys. Rev. Lett.* 84, 5427 (2000).
 [8] L. Bellaiche, A. Garcia and D. Vanderbilt, *Ferroelectrics* 266, 41 (2002).
 [9] W. Zhong, D. Vanderbilt, and K. M. Rabe, *Phys. Rev.*

- Lett. 73, 1861 (1994); Phys. Rev. B. 52, 6301 (1995).
- [10] L. Bellaïche, A. Garcia and D. Vanderbilt, Phys. Rev. B. 64, 060103 (2001).
- [11] A. Garcia and D. Vanderbilt, Appl. Phys. Lett. 72, 2981 (1998).
- [12] H. Fu and R. E. Cohen, Nature 403, 281 (2000).
- [13] B. Noheda, D. E. Cox, G. Shirane, S. E. Park, L. E. Cross and Z. Zhong, Phys. Rev. Lett. 86, 3891 (2001).