

Dynamics of Scale Free Random Threshold Network

Ikuo Nakamura*

*Sony Corporation, 2-10-14 Osaki, Shinagawa, Tokyo, Japan and
Computer Science Department, Stanford University, CA 94305, USA*

We study the dynamics of Random Threshold Network (RTN) on scale free networks, with asymmetric links, some interaction rules where propagation of local perturbations depends on in-degree k of the nodes. We find that there is no phase transition with respect to average connectivity independently of network topology for the case temperature $T = 0$, threshold $h = 0$ and the probability distribution of indegree $P(k)$ satisfies $P(0) = D = 0$. We have investigated the emergence of phase transition involving three parameters, i.e. T, h and D . RTN can be continuously connected to Random Boolean Network (RBN) in $T \rightarrow \infty$, and we find moderate thermal noise extends the regime of ordered dynamics, compared to RTN in $T = 0$ regime and RBN. Furthermore, we discuss the dynamic properties from another point of view, dynamical mean field reaction rate equation.

PACS numbers: PACS: 89.75.Fb, 89.20.Hh, 05.70.Fh, 87.23.Kg

Recently there has been attracted considerable interest in the formation of random networks, in the connectivity and especially in the dynamics of these networks [1, 2, 3]. Many naturally occurring networks such as the Internet [4], WWW [5], gene regulatory network [6], protein networks [7, 8] exhibit a power-law; i.e. scale free degree distribution for the links. A scale free network have a distinctive property that a small fraction of the nodes which is often called 'hub' are highly connected whereas the majority of the nodes have low connectivities. The absence of a typical scale of the connectivity is often related to the organization of the network as a hierarchy. Although their topological properties have been studied in detail, dynamical behavior provided with asymmetric links and some interaction rules are not sufficiently explored. Especially in neural networks and gene regulatory networks, interaction rules between nodes plays an important role to organize the dynamical properties of the network. Such a dynamical network model, e.g. Random Boolean Network (RBN) is first introduced by Kauffman [9, 10] to model the gene regulatory networks in the biological system. In this models the state $\sigma_i \in \{0, 1\}$ of a network node i is a logical function of the states of in-degree k_i other nodes chosen at random. The logical functions are chosen at random, with a suitably biased probability. RBN model shows a phase transition with respect to the number of inputs per node K at a critical average connectivity $\langle K_c \rangle = [2p(1 - p)]^{-1}$ from ordered to chaotic state, where p is the probability that the randomly chosen output of node i are unity. In chaotic regime ($K > K_c$), a small perturbation in the initial state propagates across the entire system, whereas all perturbation in the initial state dies out in ordered regime ($K < K_c$). The dynamics of RBN on scale free is recently investigated [11]. However, its dynamical property is the same as that of classical RBN model because the output state of the nodes in RBN is independent of their in-degree distribution. In order to study the dynamical effects of the in-degree (scale free) distribution, we

focus on Random Threshold Network (RTN), first investigated as diluted and asymmetric spinglass models [12], and asymmetric neural networks [13, 14]. It is a subset of Boolean Network which is thought to show dynamical behavior similar to RBN [15].

We consider a network of N randomly interconnected binary nodes with state $\sigma_i = \pm 1$. In this model, probability distribution of outputs strongly depends on their in-degree parameter. At time t , the fields $f_i(t)$ of node i are computed:

$$f_i(t) = \sum_{j=1}^N c_{ij} \sigma_j(t) + h \quad (1)$$

where $h(\geq 0)$ is the threshold parameter. Threshold characteristics can be often shown in neural networks and gene regulatory networks, i.e. threshold for neuron firing and that for gene expression. In this brief report, The interaction weight c_{ij} take discrete values $c_{ij} = \pm 1$, with equal possibility. If node i does not take a signal from j , one has $c_{ij} = 0$. We assume c_{ii} is always zero to avoid *self connection*. The in-degree k_i of node i is defined as $k_i = \sum_j^N |c_{ij}|$. The interaction weights c_{ij} is chosen randomly from all nodes but follows the in-degree distribution $P(k)$. For each node i , its state at time $t + 1$ are functions of the inputs it receives from other nodes at time t .

$$\sigma_i(t + 1) = \begin{cases} 1, & \text{with probability } G(f_i(t)) \\ -1, & \text{with probability } G(-f_i(t)) \end{cases} \quad (2)$$

where $G(x) = [1 + \exp(-2x/T)]^{-1}$. The connection between RBN and RTN is continuously made by introducing thermal noise to probability distribution of outputs function $G(x)$. The parameter T defines the temperature of the system. The N network nodes are idealized by synchronized updating. Generalizing so-called Annealing Approximation method introduced by Derrida and Pomeau [16], we approach the system analytically in the limit of a large system size N . One finds that normalized

overlap function x obey the equation

$$x(t+1) = F(x(t)) \quad (3)$$

where the mapping function $F(x)$ is given by

$$F(x) \equiv 1 - \sum_k^{\tilde{K}} p_s(k, h, T) P(k) (1 - x^k) \quad (4)$$

Normalized overlap function $x(t) = 1 - d(\vec{\sigma}(t), \vec{\sigma}'(t))/N$

$$p_s(k, h, T) = \frac{1}{k \cdot 2^k} \sum_{i=0}^k \binom{k}{i} \left(G(k+h-2i) (k - (k-i)G(k+h-2-2i) - iG(k+h+2-2i)) \right. \\ \left. + (1 - G(k+h-2i)) ((k-i)G(k+h-2-2i) + iG(k+h+2-2i)) \right) \quad (5)$$

Stationary value of overlap x^* is obtained by means of fixed point equation $x = F(x)$. The existence of a phase transition depends uniquely on the nature of the fixed point $x = 1$. If it is attractive, two initial configurations differing by an infinitesimal fraction of nodes will become almost identical, whereas if it is repulsive, they will produce diverging trajectories. A possible critical point is then determined by the equation

$$\left. \frac{dF}{dx} \right|_{x=1} = 1 \quad (6)$$

Let us recall briefly sufficient conditions for attractive fixed point x^* , that is written as, Eq.(4) satisfies (a) $dF/dx \geq 0$ for all $0 \leq x \leq 1$, (b) $F(0) > 0$ and (c) $dF/dx|_{x=1} > 1$. For $T = 0$, p_s is given by,

$$p_s(k, h) = \begin{cases} \binom{k}{(k+h)/2} / 2^k, & \text{for } k+h \text{ is even} \\ p_s(k-1, h), & \text{for } k+h \text{ is odd} \end{cases} \quad (7)$$

Moreover, h is also set to zero. Item (a), (b) are manifest, and (c) is surprisingly satisfied for any $P(k)$ if $P(0) = 0$. It is straight-forward to prove (c), that we show $kp_s(k) - 1 \geq 0$, for $\forall k \geq 1$, using asymptotically $p_s(k) \sim k^{-1/2}$ for large k . In this case, fixed point $x = 1$ is always repulsive and another fixed point $x^* < 1$ is stable. That is, independent of the in-degree distribution $P(k)$, there is no phase transition and a small perturbation/damage could propagate over the entire system. We now introduce the scale free in-degree distribution k_i given by,

$$P(k) = \begin{cases} D, & k = 0 \\ (1-D)\eta(\gamma, \tilde{K})^{-1} k^{-\gamma}, & 1 \leq k \leq \tilde{K} \end{cases} \quad (8)$$

is a subtraction of the normalized Hamming distance from unity where Hamming distance $d(\vec{\sigma}(t), \vec{\sigma}'(t))$ denotes overlap between time independent two distinctive configurations. In the $N \rightarrow \infty$ limit, x represent the probability of two arbitrary configurations to be equal. The possibility p_s is output state reversal by changing the state of a single input j . Using combinatorial methods [17], the stochastic distribution of p_s is derived.

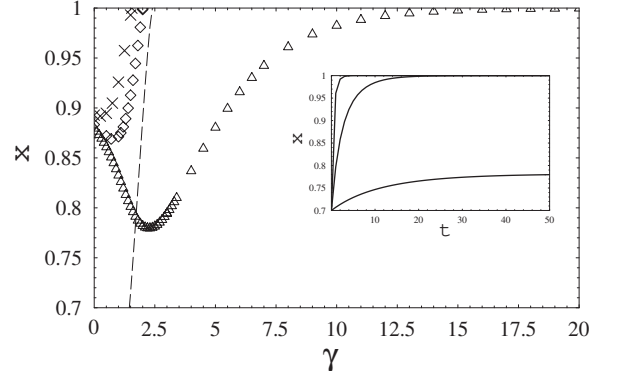


FIG. 1: The normalized overlap function x for $t \rightarrow \infty$ as a function of γ with $h = 0(\triangle)$, $h = 1(\diamond)$, $h = 2(\times)$. The dashed line is that of RBN with $p = 1/2$. Cutoff $\tilde{K} = 100$ and temperature $T = 0$. The critical γ_c doesn't exist (infinity) for $h = 0$, 2.007 for $h = 1$, 1.551 for $h = 2$; i.e., $\langle K_c \rangle = 1(h = 0)$, $\langle K_c \rangle = 3.140(h = 1)$, $\langle K_c \rangle = 6.800(h = 2)$. The inset shows time evolution of overlap function $x(t)$ with $x(0) = 0.7$ and $\gamma = 2.5$ for each threshold.

where $\eta(\gamma, \tilde{K}) = \sum_1^{\tilde{K}} k^{-\gamma}$ with cutoff \tilde{K} , $0 \leq D \leq 1$ and γ is usually called scale free exponent. Substituting Eq.(8) to Eq.(6), we obtain the critical condition for D .

$$D_c = \frac{A(\gamma) - 1}{A(\gamma)}, \quad A(\gamma) = \eta(\gamma, \tilde{K})^{-1} \sum_{k=1}^{\tilde{K}} p_s(k) k^{1-\gamma} \quad (9)$$

Since $1 - p_s(k, 0) \geq 0$ for $\forall k \geq 1$, critical average connectivity $\langle K_c \rangle = \eta(\gamma - 1, \tilde{K}) / (A(\gamma) * \eta(\gamma, \tilde{K}))$ has a minimum value in the $\gamma \rightarrow \infty$, i.e. minimum critical average $\langle K_c \rangle = 1$ is realized when $D_c = 0$.

In Fig.1, we plot the stationary overlap function x^* for various threshold parameters, provided that $T = D = 0$.

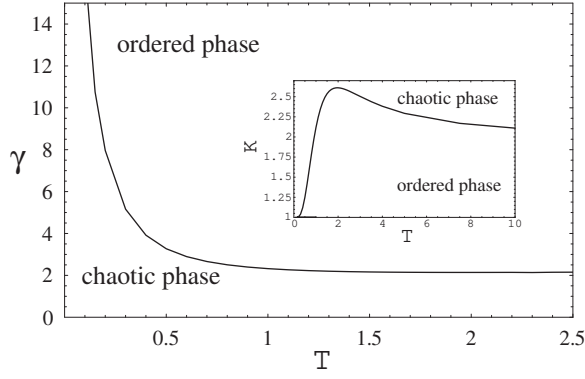


FIG. 2: Critical γ_c curve as a function of T . In the chaotic ($\gamma < \gamma_c(T)$) regime, overlap function in the stationary state x^* satisfies $x^* < 1$. In the ordered ($\gamma > \gamma_c(T)$) regime, $x^* = 1$. Threshold $h = 0$ and cutoff $\tilde{K} = 100$. The inset $\langle K \rangle - T$ diagram shows $\langle K_c \rangle$ curve has maximum value around $T = 1.97$.

The overlap function for the case $h = 0$ is shown to asymptotically approach $x^* \rightarrow 1$ with increasing γ , i.e. average connectivity is approaching $\langle K \rangle = 1$. It is obviously different from RBN in which exists well known chaotic to ordered phase transition. For finite thresholds h , we observed equilibrium overlap is decreased as threshold increases, which suggests they eliminates the memory of initial condition and two different initial condition become identical. For the comparison, The curve of equilibrium overlap for RBN is denoted. One observes a perturbation is rather suppressed in RTN with zero-threshold than in RBN for low γ regime. The opposite is observed for high γ regime. The critical point where the strength of perturbation reverse is given by $\gamma_s \approx 1.754$ in this model. This result supports the numerical simulation observed in Fig.8 of [17].

Fig.2 shows the curve of critical scale free exponent γ_c as a function of temperature for $h = D = 0$, which distinguish ordered state from chaotic state. For finite temperature T , $dF/dx|_{x=1}$ in large γ limit is given by,

$$\begin{aligned} \frac{dF}{dx}|_{x=1-} &= \frac{1}{(1 + \exp(-2/T))^2} \\ &+ \frac{1}{(1 + \exp(2/T))^2} + \mathcal{O}(1/\mathcal{N}) \end{aligned} \quad (10)$$

The existence of infinitesimal T which satisfies $dF/dx|_{x=1} < 1$ results in critical temperature $T_c \simeq 0$. The critical line would diverge in the zero temperature limit. An interesting feature of the γ_c curve is that it has a minimum value $\gamma_c = 2.1397$, i.e. maximum $\langle K_c \rangle = 2.611$, at $T = 1.97 \pm .003$. The same phenomenon can be observed in other connectivity models, for example, Poisson distribution model where the in-degree distribution follows $P(k) = e^{-K_p} K_p^k / k!$. Parameter K_p is the average connectivity of the network. It has the critical average connectivity $\langle K_c \rangle = 1.8494$ at $T = 0$ [17].

In the low T regime, the higher the temperature T , the higher the critical average connectivity $\langle K_c \rangle$, and has a maximum value $\langle K_c \rangle = 2.1994$ around $T = 1.683 \pm .001$ (subsequently goes to $\langle K_c \rangle = 2$). Both results show that moderate thermal noise can extend the regime of ordered dynamics in RTN to higher average network connectivities, compared to the zero temperature and the infinite temperature regime. The infinite temperature $T \rightarrow \infty$ asymptotically leads to $p_s = 1/2$, which is identical to RBN with $p = 1/2$. Substituting it to Eq.(6), the critical condition in RBN is given by,

$$\frac{\eta(-1 + \gamma, \tilde{K})}{2\eta(\gamma, \tilde{K})} = 1 \quad (11)$$

Since average connectivity of the network is given by $\langle K \rangle = \eta(-1 + \gamma, \tilde{K}) / \eta(\gamma, \tilde{K})$, one finds $\langle K_c \rangle = 2$ from Eq.(11). Notice this value is independent of \tilde{K} and γ . Indeed, it is independent of any topological structures. In the $\tilde{K} \rightarrow \infty$ limit, Eq.(11) is represented by Riemann ζ function, which gives the critical value $\gamma_c \approx 2.4788$.

In the following, we approach the system from another point of view, by describing the single-site equation governing the time evolution of the node state. We show a simple example of agent's strategy game. We first take the node state $\sigma_i(t)$ as agent's strategy at time t , i.e. $\sigma_i(t) = 1$ as strategy A , and $\sigma_i(t) = -1$ as strategy B . One can define $\rho_k(t)$ as a density of agents which have connectivity k and take strategy B at time t . We assume the interaction weight c_{ij} takes only 1 and 0 and threshold h to zero to simplify the dynamics. This alteration does not change the dynamical overlap equation Eq.(5). This model can be also interpreted as a 'locally majority selection game' which means each agent choose the strategy at time $t+1$ the same as the majority of their inputs at time t . If the number of inputs strategies A and B is equal, the agent choose either one with equal probability. The dynamical mean field reaction rate equation for $\rho_k(t)$ is written as [18, 19]

$$\partial_t \rho_k(t) = -\delta_k \rho_k(t) + \nu_k(1 - \rho_k(t)) \quad (12)$$

Agents with connectivity k and strategy A would change its strategy to B with rate ν_k , whereas agents with strategy B would change to A with rate δ_k . By using $\rho = \sum_k^{\tilde{K}} P(k) \rho_k$ which gives the average density of agents with strategy B , these rate parameters are written as

$$\begin{aligned} \delta_k &= \sum_{i=0}^k \binom{k}{i} \rho^i (1 - \rho)^{k-i} G(k-2i) \\ \nu_k &= 1 - \delta_k \end{aligned} \quad (13)$$

Imposing the stationary condition on Eq.(12), we find stationary densities $\rho_k^* = 1 - \delta_k^*$ since ρ_k is on its turn

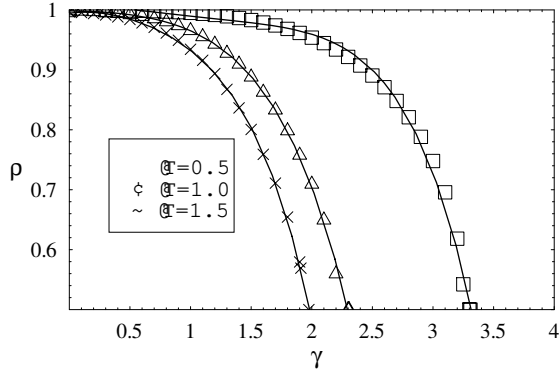


FIG. 3: The stationary density of nodes with strategy A or B as a function of γ for various T . $\tilde{K} = 100$. The density ρ is symmetry axis to $\rho = 1/2$. The numerical simulation have been run in networks of $N = 10^5$ nodes and averaging over 50 different realizations. The full and dash line are the corresponding analytical results. Critical γ_c which satisfies $\rho(\gamma) = 1/2$ is $\gamma_c = 3.309(T = 0.5)$, $\gamma_c = 2.307(T = 1)$, $\gamma_c = 1.976(T = 1.5)$,

function of δ_k . A self consistency equation that allows us to find ρ^* is given by:

$$\rho = 1 - \sum_{k=1}^{\tilde{K}} \sum_{i=0}^k \binom{k}{i} \rho^i (1-\rho)^{k-i} G(k-2i) P(k) \quad (14)$$

From Eq.(14), An asymptotic γ - T phase diagram similar to Fig.2 is obtained. In $\gamma < \gamma_c(T)$ regime, the solution of Eq.(14) has 3 fixed points $\rho = \rho_1 (< 1/2), 1/2, \rho_2 (> 1/2)$. However, the fixed point at $\rho = 1/2$ is an unstable solution because the derivative of right hand in Eq.(14) has more than unity. Whether the density ρ goes to ρ_1 or ρ_2 in the stationary state depends on its initial condition. In $\gamma > \gamma_c(T)$ regime, the equation has only one fixed and stable point at $\rho = 1/2$, which leads that any initial configurations asymptotically reach $\rho = 1/2$ in the stationary state. In Fig.3, we show the density ρ in the upper plane ($\rho > 1/2$) where the density ρ_2 reaches $\rho = 1/2$ as γ increases. On the other hand, in the $T \rightarrow 0$ limit, stationary density ρ is given by,

$$\lim_{T \rightarrow 0} \rho_1 = 0, \lim_{T \rightarrow 0} \rho_2 = 1, \text{ for finite } \gamma \quad (15)$$

The time interval required to reach the equilibrium state t^* is estimated as $t^* \simeq e^\gamma$. Since it takes long time to reach stationary state for large γ , the network would be practically fixed to its initial state for large γ limit. In a small γ area, the cutoff \tilde{K} become crucial, which leads to $\lim_{T \rightarrow \infty} \rho_2(\gamma = 0) = \tilde{K}/(\tilde{K} + 1)$, $\lim_{T \rightarrow 0} \rho_2(\gamma = 0) = 1$.

For finite h case, $\rho = 0$ is the only stable point for $\gamma > \gamma_c$, whereas there is another stable point for $\gamma < \gamma_c$.

In conclusion, we have studied the properties of Random Threshold Network model on scale free networks. In $h = 0, T = 0, D = 0$ case, we found there is no phase transition with respect to average connectivity in any network topology. , i.e. propagation of perturbation/damage independent of γ . Regarding to D , it is quite interesting that minimum critical average connectivity is obtained when the rate of $k = 0$ in-degree distribution is zero. We also clarifies the relationship between RTN and RBN, our findings that moderate thermal noise extends the regime of ordered dynamics to higher average connectivities, i.e. suppresses the propagation of perturbation/damage, suggest a new aspect to e.g. the theory of neural networks. Tuning thermal noise parameter in networks with asymmetric connections (as usually found in neural networks) where the basic units (neuron) follows threshold dynamics, thermal noise, i.e. non-zero error rate, may in fact improve information processing, given hierarchical structure of the network topology.

* Electronic address: ikuo@arch.sony.co.jp

- [1] D.J. Watts and S.H. Strogatz, Nature (London) **393**, 440 (1998)
- [2] A.-L. Barabasi and R. Albert, Science **286**, 509 (1999)
- [3] R. Albert and A.-L. Barabasi, Rev. Mod. Phys. **74**, 47 (2002)
- [4] R. Albert, H. Jeong, and A.-L. Barabasi, Nature(London) **401** 130 (1999)
- [5] G. Caldarelli, R. Marchetti, and L. Pietronero, Europhys. Lett. **52**, 386 (2000)
- [6] H. Agrawal, Phys. Rev. Lett. **89**, 268702 (2002);
- [7] H. Jeong, *et al.*, Nature (London) **407**, 42 (2000)
- [8] S. Maslov, K. Sneppen, Science **296**, 910 (2002)
- [9] S. A. Kauffman, J. Theor. Biol. **22**, 437 (1969)
- [10] S. A. Kauffman, Physica (Amsterdam) **42D**, 135 (1990)
- [11] M. Aldana, cond-mat/0209571
- [12] B. Derrida, J. Phys. A:Math. Gen. **20**, L721 (1987)
- [13] B. Derrida, E. Gardner, and A. Zippelius, Europhys. Lett. **4**, 167 (1987)
- [14] R. Kree and A. Zippelius, Phys. Rev. A **36**, 4421 (2000);
- [15] S. Bornholdt and T. Rohlf, Phys. Rev. Lett. **84**, 6114 (2000);
- [16] B. Derrida, Y. Pomeau, Europhys. Lett. **1**, 45 (1986)
- [17] T. Rohlf and S. Bornholdt, Physica **A310**, 245 (2002);
- [18] J. Marro and R. Dickman, *Nonequilibrium Phase Transition in Lattice Models* (Cambridge University Press, Cambridge, 1999)
- [19] R. Pastor-Satorras, A. Vespignani, Phys. Rev. Lett. **86**, 3200 (2001);