

Radiation-Induced “Zero-Resistance State” and the Photon Assisted Transport

Junren Shi¹ and X.C. Xie^{2,3}

¹*Solid State Division, Oak Ridge National Laboratory, Oak Ridge, Tennessee 37831*

²*Department of Physics, Oklahoma State University, Stillwater, Oklahoma 74078*

³*International Center for Quantum Structures, Chinese Academy of Sciences, Beijing 100080, China*

We demonstrate that the radiation induced “zero-resistance state” observed in a two-dimensional electron gas is a result of the non-trivial structure of the density of states of the systems and the photon assisted transport. A toy model of a structureless quantum tunneling junction where the system has oscillatory density of states catches most of the qualitative features of the experiments. We present a generalized Kubo-Greenwood conductivity formula for the photon assisted transport in a general system, and shows essentially the same nature of the transport anomaly in a uniform system.

The recent discovery of the “zero-resistance state” in a two-dimensional (2D) electron gas (2DEG) presents a surprise to the physics community [1, 2, 3, 4, 5, 6]. In these experiments, [1, 2, 3] the magneto-resistance of a 2DEG under the influence of a microwave radiation exhibits strong oscillation vs. magnetic field. Unlike the well known Shubnikov-de Hass oscillation, the period of such oscillation is determined by the frequency of the microwave radiation, and the resistance shows the minima near $\omega/\omega_c = n + 1/4$, where ω is the frequency of the microwave radiation and ω_c is the cyclotron frequency of electron in the magnetic field. When the microwave radiation is strong enough, the “zero-resistance states” are observed around the resistance minima. Durst et al. proposed a theory [4] which successfully explains the period and the phase of the magneto-resistance oscillation and also yields the negative resistance at the positions where the “zero-resistance state” was observed in the experiments. Andreev et al. [5] pointed out that such negative resistance state is essential to understand the “zero-resistance state”, because the negative resistance is unstable in nature and will be interpreted as the “zero-resistance” by the measurement techniques employed in those experiments. A similar conclusion is also reached in Ref. 6. In essence, the existence of the negative resistance state is crucial in the current stage of the theoretical understanding of the phenomenon.

In this Letters, we show that such negative resistance state is actually a result of the non-trivial structure of the density of states of the 2DEG system and the photon assisted transport. The similar effect of photon assisted transport could be observed in other systems. A generalized Kubo-Greenwood formula is presented to provide a formal theory for such phenomena.

To demonstrate our point in a clear and simple way, we first consider the transport through a quantum tunneling junction. We will show that such a toy model catches most of the qualitative feature of the 2DEG experiments. [1, 2, 3] At the same time, the simplicity of the model provide us a clear view to the origin of the transport anomaly. Then we will present a generalized Kubo-Greenwood formula to calculate the conductivity of a general system under the influence of radiation, and provide a natural explanation of the success of the simple toy model.

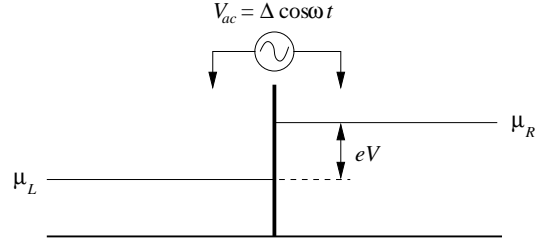


Figure 1: The structure of the toy model. A DC voltage V and an AC field $V_{ac} = \Delta \cos \omega t$ are applied on a structureless tunneling junction. The AC field represents the effect of the microwave radiation.

The structure of the toy model is shown in Fig. 1. We define the two systems across the junctions as the left and right leads. The AC voltage across the junction, $V_{ac} = \Delta \cos \omega t$, models the microwave radiation in a realistic experiment. The current through the junction can be written as, [7]

$$I = eD \int d\epsilon \sum_n J_n^2 \left(\frac{\Delta}{\hbar\omega} \right) [f(\epsilon) - f(\epsilon + n\hbar\omega + eV)] \times \rho_L(\epsilon) \rho_R(\epsilon + n\hbar\omega + eV). \quad (1)$$

where $\rho_{L(R)}$ is the density of states of the left (right) lead; $f(\epsilon)$ is the Fermi distribution function; D is the constant in proportion to the transmission coefficient of the junction; $J_n(x)$ is the Bessel function in n th order. The terms with $n \neq 0$ result from the photon-assisted tunneling process. It has been assumed in Eq. 1 that the electrons tunneling across the junction are immediately removed from the junction by the electric field in the leads so that there is no significant charge accumulation in the junction area. This usually requires both leads to be good conductors. However, as we will show later, in the abnormal transport regime where the conductance becomes negative, the assumption breaks down.

For simplicity, we assume the system is symmetric, $\rho_L(\epsilon) = \rho_R(\epsilon) = \rho(\epsilon)$. The zero-bias conductance $\sigma = dI/dV|_{V=0}$ can be written as,

$$\sigma = e^2 D \int d\epsilon \sum_n J_n^2 \left(\frac{\Delta}{\hbar\omega} \right) \{ [-f'(\epsilon)] \rho(\epsilon) \rho(\epsilon + n\hbar\omega) + [f(\epsilon) - f(\epsilon + n\hbar\omega)] \rho(\epsilon) \rho'(\epsilon + n\hbar\omega) \}. \quad (2)$$

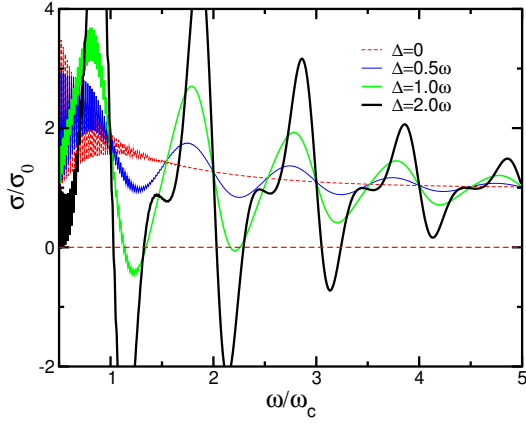


Figure 2: The conductance depending on $1/\omega_c$ for different radiation intensities. The parameters are the same as those used in Ref. 4, $\mu = 50\hbar\omega$, $kT = 0.25\hbar\omega$, $\omega\tau_f = 6.25$.

The first term of Eq. 2 is the usual contribution resulting from the photon emission and absorption and is always positive. The second term of Eq. 2 depends on the derivative of the density of states, and can be either positive or negative. The contribution from the second term vanishes when there is no AC field, and is purely due to the photon-assisted tunneling process.

Based on Eq. 2, it is not difficult to design a system with the necessary form of the density of states to realize a negative conductance. This is especially feasible for artificial quantum systems. [8] However, to make our following discussion more focused, we assume the density of states in the leads is a periodic function of energy near the Fermi surface, and the period in energy is $\hbar\omega_c$. By assuming that, we will show that such a simple toy model catches most of the important features of the experiments. [1, 2, 3]

Without invoking a special form for the density of states, we can show that the conductance at the AC frequency $\omega = n\omega_c$ is identical to its dark field value, as observed in the experiments. [1, 2] This can be easily verified from Eq. 2: when $\rho(\epsilon + n\hbar\omega) = \rho(\epsilon)$, the second term of Eq. 2 vanishes, and

$$\begin{aligned}\sigma &= e^2 D \int d\epsilon \sum_n J_n^2\left(\frac{\Delta}{\hbar\omega}\right) [-f'(\epsilon)] \rho^2(\epsilon) \\ &= e^2 D \int d\epsilon [-f'(\epsilon)] \rho^2(\epsilon) \equiv \sigma_{\text{dark}},\end{aligned}\quad (3)$$

where we have used the identity $\sum_n J_n^2(x) = 1$ for the Bessel function.

Next, we assume the density of states has the following form,

$$\rho(\epsilon) = \rho_0 \left(1 + \lambda \cos \frac{2\pi\epsilon}{\hbar\omega_c} \right), \quad (4)$$

where λ is a dimensionless constant representing the fluctuation amplitude of the density of states. A straightforward

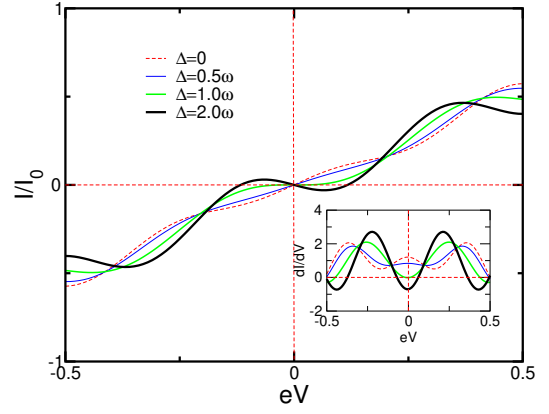


Figure 3: $I - V$ curves for the different intensities of the AC field. We set $\omega/\omega_c = 2\frac{1}{4}$, i.e., at the position of the second conductance minimum. Other parameters are the same as in Fig. 2. Inset shows the differentiated conductance. eV is in the unit of $\hbar\omega$.

calculation yields the conductance of the system as, [9]

$$\begin{aligned}\sigma(T)/\sigma_0 &= \sum_{n=-\infty}^{\infty} J_n^2\left(\frac{\Delta}{\hbar\omega}\right) \left[1 + \frac{\lambda^2}{2} \cos\left(2\pi n \frac{\omega}{\omega_c}\right) \right. \\ &\quad \left. - n\pi\lambda^2 \frac{\omega}{\omega_c} \sin\left(2\pi n \frac{\omega}{\omega_c}\right) \right] + g\left(\frac{\mu}{\hbar\omega_c}, T\right),\end{aligned}\quad (5)$$

where $\sigma_0 = e^2 D \rho_0^2$, and $g(\mu/\hbar\omega_c, T)$ is the contribution from the Shubnikov-de Hass oscillation which diminishes rapidly at finite temperatures. The conductance oscillation minima can be easily determined from Eq. 5: for the k th harmonics of the oscillation, the positions of the conductance minima are determined by the equation $\tan x = -x/2$, and $x = 2\pi k \omega/\omega_c$. For $k = 1$, it yields the conductance minimum positions very close to $\omega/\omega_c = n + 1/4$, although not exactly. When the higher orders of harmonics become important, we expect that the conductance minima will deviate from the $n + 1/4$ rule. The amplitude of oscillation is independent on the temperature, indicating any temperature dependence observed in the experiments should come from the temperature dependence of the density of states, i.e., λ .

Next we use a more realistic density of states for the leads: we assume the leads are the 2DEGs under a perpendicular weak magnetic field. [10, 11] Now λ is a function of ω_c , [10]

$$\lambda = 2 \exp\left(-\frac{\pi}{\omega_c \tau_f}\right), \quad (6)$$

where ω_c is the cyclotron frequency of electron and τ_f is the relaxation time of electron which depends on the scattering mechanisms of the system and the temperature. The conductance for such system is shown in Fig. 2. It is evident that our model system, although very different and much simpler, shows striking resemblances to the experimental observations [1, 2, 3] and the more realistic calculation [4]. The conductance minima are found at the positions near $\omega/\omega_c = n + 1/4$ for the low and intermediate intensities of the AC

field. When the intensity becomes even higher, the multi-photon process sets in, presenting the high order harmonic components to the conductance oscillation. As in the experiments, [1, 2, 3] one can see two sets of crossing points, resided at $\omega/\omega_c = n$ and $\omega/\omega_c = n + 1/2$ respectively, where the conductances equal their dark field values. As we have shown above, the former is a general property of the periodic density of states, whereas the later will be destroyed by the higher intensity of radiation.

To gain more insight to the nature of the negative conductance, we plot the $I - V$ curves in Fig. 3. In essence, the oscillatory nature of the density of states induces the oscillation in the $I - V$ curve which is greatly amplified by the presence of the AC field. The negative conductance results when the AC field is strong enough.

The consequence of the negative conductance can be easily foreseen in our model system. In the case of constant voltage measurement, a negative conductance means the current across the junction is in the reversed direction to the electric field applied, as shown in Fig. 4(a). As a result, the tunneling electrons can not be removed from the junction by the electric field in the leads. Instead, they accumulate near the junction, and increase the effective voltage difference. The process will continue on until the effective voltage difference between the junction reaches such a point that the current becomes zero, as shown in Fig 4(b). Consequently, the measurement will yield a zero conductance. On the other hand, in a constant current measurement, the system will be in a bistable state with either positive or negative junction voltage, depending on the history of the applied current, as shown in Fig. 4(c). Measuring the bi-stability will provide a direct evidence of the existence of the negative conductance states.

The photon-assisted transport process, which is responsible for the transport anomaly in the tunneling junction, also exists in a uniform system like the 2DEG. This becomes clear when

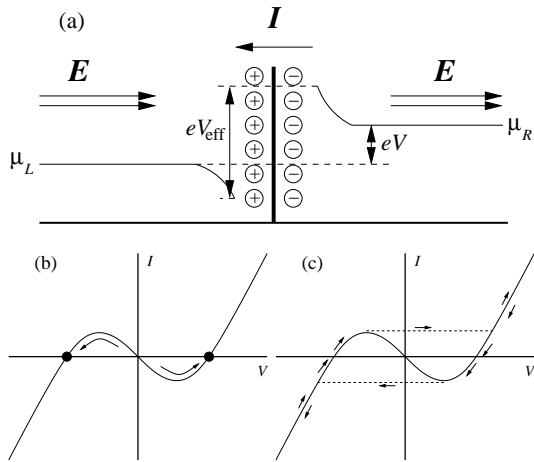


Figure 4: (a) The charge buildup in the negative conductance regime at a constant voltage measurement. (b) The instability in a constant voltage measurement. (c) The bi-stability in a constant current measurement.

we look at the Kubo-Greenwood conductivity formula, [12] where the total conductivity is a summation over all possible “tunneling” between single electron states. A generalization of the Kubo-Greenwood formula (see Eq. 16 below) shows the similar contribution of the photon-assisted tunneling. The effective AC voltage Δ_{eff} in such “tunneling” is determined by the spatial separation between the involved single electron states, and on average is of the order of $E_\omega l$, where l is the mean free path of electron, E_ω is the radiation field strength. Based on the parameters given in the experiment, [1] we deduce that $l \sim 10^{-4}$ m, $E_\omega \sim 10$ V/m, and $\Delta_{\text{eff}} \sim 1$ meV, which is the same order of the radiation frequency $\hbar\omega \sim 0.4$ meV. The estimation indicates the photon-assisted process is sufficient for understanding the observed transport anomaly. The special experimental setup, *i.e.*, a 2D Hall system, is not essential, although the observation does require the oscillatory density of states and a high mobility sample to provide a sufficient long electron mean free path.

Now we derive a generalized Kubo-Greenwood formula for the system under the influence of radiation. For a general system considered, the Hamiltonian can be written as,

$$H = H_0 + H_{\text{ac}}(\omega) + H_{\text{dc}}, \quad (7)$$

where H_0 is the Hamiltonian of the unperturbed system including the disorder potential. $H_{\text{ac}}(\omega)$ is the coupling to the external radiation with frequency ω . H_{dc} is potential induced by a small DC field, and is treated as a small perturbation to the system defined by $H_1 = H_0 + H_{\text{ac}}$. The standard linear response formula yield the current density through the system as, [13]

$$\mathbf{J}(t) = \lim_{\omega_0 \rightarrow 0} \frac{2E_0}{\hbar\omega_0} \int_{-\infty}^t dt' \langle [\hat{\mathbf{j}}(t), \hat{\mathbf{j}}(t')] \rangle e^{-i\omega_0 t' + \eta t'}, \quad (8)$$

where the DC field is simulated by an electric field $\mathbf{E}_0 e^{-i\omega_0 t + \eta t}$ with the infinitesimal frequency ω_0 . $\hat{\mathbf{j}} = e/2 \sum_i [\mathbf{v}_i \delta(\mathbf{x} - \mathbf{x}_i) + \delta(\mathbf{x} - \mathbf{x}_i) \mathbf{v}_i]$ is the current operator. We have omitted the gauge term which has no contribution to the DC current. For brevity, we will drop $\lim_{\omega_0 \rightarrow 0}$ in the following derivations. An extra factor of 2 has been added to address the spin degeneracy.

Unlike the usual DC transport system, the unperturbed system H_1 is still time dependent. According to the Floquet theorem, the time dependent wave function of such a system can be written as,

$$|\alpha(t)\rangle = e^{-i\tilde{E}_\alpha t/\hbar} \sum_{n=-\infty}^{\infty} e^{-in\omega t} |\alpha, n\rangle, \quad (9)$$

where \tilde{E}_α is quasi-energy of the Floquet state. We assume the external radiation is applied onto the system adiabatically, and the system keeps the adiabaticity during the process, [14] so each Floquet state can be uniquely mapped to an eigenstate $|\alpha\rangle$ for the system without the radiation. In general, $E_\alpha \neq \tilde{E}_\alpha$, where E_α is the energy of the state $|\alpha\rangle$. $|\alpha, n\rangle$ is the appropriate wave function determined by the solution of the time-dependent system.

Turning to the Heisenberg representation, and using the eigenstates of H_0 as the basis, we can expand the current operator as,

$$\hat{\mathbf{j}}(t) = e^{i\tilde{H}_0 t/\hbar} \left[\sum_{n=-\infty}^{\infty} \hat{\mathbf{j}}_n e^{-in\omega t} \right] e^{-i\tilde{H}_0 t/\hbar}$$

$$\hat{\mathbf{j}}_n = \sum_m |\alpha\rangle \langle \alpha, m | \hat{\mathbf{j}} | \beta, m+n \rangle \langle \beta|, \quad (10)$$

where \tilde{H}_0 is the quasi-energy operator defined by $\tilde{H}_0 |\alpha\rangle = \tilde{E}_\alpha |\alpha\rangle$.

Substituting Eq. 10 into Eq. 8, and following the usual process of the derivation of the Kubo formula, [13] we have,

$$\sigma_{dc} = 2\pi \frac{\partial}{\partial \omega_0} \sum_{f,i} \sum_n (P_i - P_f) |\langle f | \hat{\mathbf{j}}_n | i \rangle|^2$$

$$\times \delta(\hbar\omega_0 + n\hbar\omega - \tilde{E}_f + \tilde{E}_i), \quad (11)$$

where $P_{i(f)} = e^{-\beta E_{i(f)}}/Z$ is the probability of the system at the state $|i\rangle$ ($|f\rangle$). Note the probability is determined by $E_{i(f)}$, the state energy of the system without the radiation, instead of the Floquet quasi-energy $\tilde{E}_{i(f)}$. The discrepancy between the Floquet quasi-energy \tilde{E} and the energy E of the original system can be ignored as long as the radiation is not extremely strong.

For the non-interacting system, Eq. 11 can be further simplified:

$$\sigma_{dc} = 2\pi \frac{\partial}{\partial \omega_0} \sum_n \int d\epsilon_\alpha [f(\epsilon_\alpha) - f(\epsilon_\alpha + \hbar\omega_0 + n\hbar\omega)]$$

$$\times \overline{|\langle \beta | \hat{\mathbf{j}}_n | \alpha \rangle|^2} \rho(\epsilon_\alpha) \rho(\epsilon_\alpha + \hbar\omega_0 + n\hbar\omega), \quad (12)$$

where $\overline{|\langle \beta | \hat{\mathbf{j}}_n | \alpha \rangle|^2}$ is the average over all possible initial and final states for the transitions $\epsilon_\alpha \rightarrow \epsilon_\alpha + n\hbar\omega + \hbar\omega_0$. We have assumed $\tilde{\epsilon}_\alpha \approx \epsilon_\alpha$ in the derivation. Eq. 12 is the generalized Kubo-Greenwood formula, the same contribution of the photon-assisted process is evident by comparing it with Eq. 2.

To gain more insight to Eq. 12, we study a limiting case where the wavelength of the radiation is much longer than the spatial extend of the electron wave function. As the result, the AC electric field felt by the individual electron state can be approximately considered as spatially independent. So for state $|\alpha\rangle$,

$$H_{ac}^\alpha \approx \Delta \cos(\omega t - \mathbf{k} \cdot \mathbf{r}_\alpha), \quad (13)$$

where $\Delta = eE_\omega c/\omega$, and \mathbf{r}_α is the average center of the wave function. Now the Floquet state can be obtained analytically,

$$|\alpha(t)\rangle \approx e^{-i\epsilon_\alpha t/\hbar} \sum_{n=-\infty}^{\infty} J_n \left(\frac{\Delta}{\hbar\omega} \right) e^{-in(\omega t - \mathbf{k} \cdot \mathbf{r}_\alpha)} |\alpha\rangle. \quad (14)$$

Comparing Eq. 14 with Eq. 9, we conclude $|\alpha, n\rangle = J_n(\Delta/\hbar\omega) \exp(in\mathbf{k} \cdot \mathbf{r}_\alpha) |\alpha\rangle$ and $\epsilon_\alpha = \tilde{\epsilon}_\alpha$. Using Eq. 10, it is straightforward to get,

$$\langle \alpha | \hat{\mathbf{j}}_n | \beta \rangle = e^{in\mathbf{k} \cdot (\mathbf{r}_\alpha + \mathbf{r}_\beta)/2} J_n \left(\frac{\Delta_{\alpha\beta}}{\hbar\omega} \right) \hat{\mathbf{j}}_{\alpha\beta}, \quad (15)$$

where $\Delta_{\alpha\beta} = \Delta |\exp(i\mathbf{k} \cdot \mathbf{r}_\alpha) - \exp(i\mathbf{k} \cdot \mathbf{r}_\beta)| \approx eE_\omega |(\mathbf{r}_\alpha - \mathbf{r}_\beta) \cdot \mathbf{n}|$, is the effective AC potential between two states. $\hat{\mathbf{j}}_{\alpha\beta} = \langle \alpha | \hat{\mathbf{j}} | \beta \rangle$.

Finally, the generalized Kubo-Greenwood formula can be written as,

$$\sigma_{dc} = \frac{\partial}{\partial \epsilon_0} \sum_n \int d\epsilon D_n(\epsilon, \epsilon + n\hbar\omega)$$

$$\times [f(\epsilon) - f(\epsilon + \epsilon_0 + n\hbar\omega)] \rho(\epsilon) \rho(\epsilon + \epsilon_0 + n\hbar\omega) \quad (16)$$

where $D_n(\epsilon, \epsilon + n\hbar\omega) = 2\pi\hbar J_n^2(\Delta_{\alpha\beta}/\hbar\omega) |\hat{\mathbf{j}}_{\alpha\beta}|^2$. It is clear that the total conductivity can be considered as the summation of photon assisted “tunneling” conductance between the electron states. This proves our previous qualitative argument.

In conclusion, we demonstrate the existence of the negative conductance in a quantum tunneling junction under the influence of a radiation field. We trace the origin of such transport anomaly to the non-trivial structure of the density of states of the system and the photon-assisted transport. A generalized Kubo-Greenwood conductivity formula is presented to show essentially the same nature of the anomalies observed in tunneling junctions and in 2DEG systems. We expect the similar photon assisted transport phenomena could be observed in other systems. A higher radiation frequency in the far infrared regime could produce more robust effect, thus implicating the potential applications.

We thank Fuchun Zhang for bringing the problem to our attention and Biao Wu for a discussion of quantum adiabaticity. This work is supported by the LDRD of ORNL, managed by UT-Battelle, LLC for the U.S. DOE (DE-AC05-00OR22725), and by U.S. DOE (DE/FG03-01ER45687).

-
- [1] R.G. Mani, J.H. Smet, K. von Klitzing, V. Narayanamurti, W.B. Johnson, V. Umansky, *Nature*, **420**, 646 (2002).
 - [2] M.A. Zudov, R.R. Du, L.N. Pfeiffer, K.W. West, *Phys. Rev. Lett.* **90**, 046807 (2003).
 - [3] M.A. Zudov, R.R. Du, J.A. Simmons, J.L. Reno, *Phys. Rev. B* **64**, R201311 (2001).
 - [4] A.C. Durst, S. Sachdev, N. Read, S.M. Girvin, preprint, cond-mat/0301569.
 - [5] A.V. Andreev, I.L. Aleiner, A.J. Millis, preprint, cond-mat/0302063.
 - [6] P.W. Anderson, W.F. Brinkman, preprint, cond-mat/0302129.
 - [7] P.K. Tien, J.P. Gordon, *Phys. Rev.* **129**, 647 (1963).
 - [8] B.J. Keay *et al.*, *Phys. Rev. Lett.* **75**, 4102 (1995).
 - [9] In the 2DEG experiments, the resistance is related to the conductance by $\rho_{xx} \approx \rho_{xy}^2 \sigma_{xx}$ when $\sigma_{xy} \gg \sigma_{xx}$, where σ_{xy} is the hall conductance and has no anomaly.
 - [10] T. Ando, A.B. Fowler, F. Stern, *Rev. Mod. Phys.* **54**, 437 (1982).
 - [11] S. Das Sarma and X.C. Xie, *Phys. Rev. Lett.* **61**, 738 (1988); X.C. Xie, Q.P. Li, and S. Das Sarma, *Phys. Rev. B* **42**, 7132 (1990).
 - [12] D.A. Greenwood, *Proc. Phys. Soc. London* **71**, 585 (1958).
 - [13] See, for instance, G.D. Mahan, *Many Particle Physics*, Plenum Press, (1990).
 - [14] For the intricate issues, see, for instance, D.W. Hone, R. Ketzmerick, W. Kohn, *Phys. Rev. A* **56**, 4045 (1997).