

Single spin- and chiral-glass transition in vector spin glasses in three-dim ensions

L. W. Lee and A. P. Young

Department of Physics, University of California, Santa Cruz, California 95064

(Dated: May 22, 2019)

Results of Monte Carlo simulations of XY and Heisenberg spin glass models in three dimensions are presented. A finite size scaling analysis of the correlation length of the spins and chiralities of both models shows that there is a single, finite-temperature transition at which both spins and chiralities order.

PACS numbers: 75.50.Lk, 75.40.Mg, 05.50.+q

After a considerable effort there is now general consensus that a spin glass transition occurs in Ising spin glasses at finite temperature T_{SG} . The most convincing work is that of Ballesteros et al. [1] who performed a finite-size scaling analysis of the correlation length, ξ_L , in samples of different sizes L . Data for the dimensionless ratio ξ_L/L is found to intersect cleanly at $T = T_{SG}$, as expected at a second order phase transition.

The situation is much less clear, however, for vector spin glasses. Early work on XY [2, 3] and Heisenberg [2, 4] models indicated a zero temperature transition, or possibly a transition at a very low but non-zero temperature. However, following earlier work of Villain [5], which emphasized the role of "chiralities" (Ising-like variables which describe the handedness of the non-collinear spin structures), Kawamura and Tanemura [6] proposed a chirality transition at $T = T_{CG} (> 0)$, even though the spin glass transition temperature, T_{SG} , is assumed to be zero. This scenario requires that spins and chiralities decouple at long length scales. Kawamura and collaborators have given numerical evidence for this scenario both for XY [7] and Heisenberg [8, 9] models.

However, the absence of a spin glass transition in vector spin glass models has been challenged. For the XY case, Maucourt and Gempel [10] and subsequently Akindo and Kosterlitz [11] found evidence for a possible finite T_{SG} from zero temperature domain wall calculations. Furthermore, by studying the dynamics of the XY spin glass in the phase representation, Granato [12] found that the "current-voltage" characteristics exhibited scaling behavior which he interpreted as a transition in the spins as well as the chiralities. For the Heisenberg model, Matsubara et al. [13, 14], and Nakamura and Endoh [15] have argued that the spins and chiralities order at the same low but finite temperature.

Since the most successful approach to demonstrate a finite temperature transition in the Ising case has been the scaling of the correlation length [1] it seems useful to perform a similar analysis for vector spin glass models. Furthermore, one can calculate the correlation length for both the spins and chirality, and so perform the same analysis for both types of ordering. Here, we present results of these calculations for the XY and Heisenberg models. For both models, we find a single transition for

both spins and chiralities at low but finite temperature.

We take the standard Edwards-Anderson spin glass model

$$H = \sum_{\langle ij \rangle} J_{ij} S_i \cdot S_j; \quad (1)$$

where the S_i are n -component vectors of unit length at the sites of a simple cubic lattice, and the J_{ij} are nearest neighbor interactions with zero mean and standard deviation unity. We consider both the XY model ($n=2$), and the Heisenberg model ($n=3$). Periodic boundary conditions are applied on lattices with $N = L^3$ spins.

The spin glass order parameter generalized to wave vector k , $q(k)$, is defined to be

$$q(k) = \frac{1}{N} \sum_i S_i^{(1)} S_i^{(2)} e^{ik \cdot R_i}; \quad (2)$$

where $S_i^{(1)}$ and $S_i^{(2)}$ are spin components, and "(1)" and "(2)" denote two identical copies of the system with the same interactions. From this we determine the wave vector dependent spin glass susceptibility $\chi_{SG}(k)$ by

$$\chi_{SG}(k) = N \sum_i \langle |q_i(k)|^2 \rangle_{av}; \quad (3)$$

where $\langle \dots \rangle_i$ denotes a thermal average and $[\dots]_{av}$ denotes an average over disorder. The spin glass correlation length is then determined [1], from

$$\xi_L = \frac{1}{2 \sin(k_{min}/2)} \frac{\chi_{SG}(0)}{\chi_{SG}(k_{min})} L^{1/2}; \quad (4)$$

where $k_{min} = (2\pi/L)(1;0;0)$.

For the XY model the chirality of a square is [7]

$$c_i = \frac{1}{2} \sum_{hl \neq i} \text{sgn}(J_{lm}) \sin(\phi_{lm}); \quad (5)$$

where ϕ_l is the angle characterizing the direction of spin S_l , and the sum is over the four bonds around the elementary plaquette perpendicular to the z -axis and whose "bottom-left" corner is site i . The chiral glass susceptibility is then given by

$$\chi_{CG}(k) = N \sum_i \langle |c_i(k)|^2 \rangle_{av}; \quad (6)$$

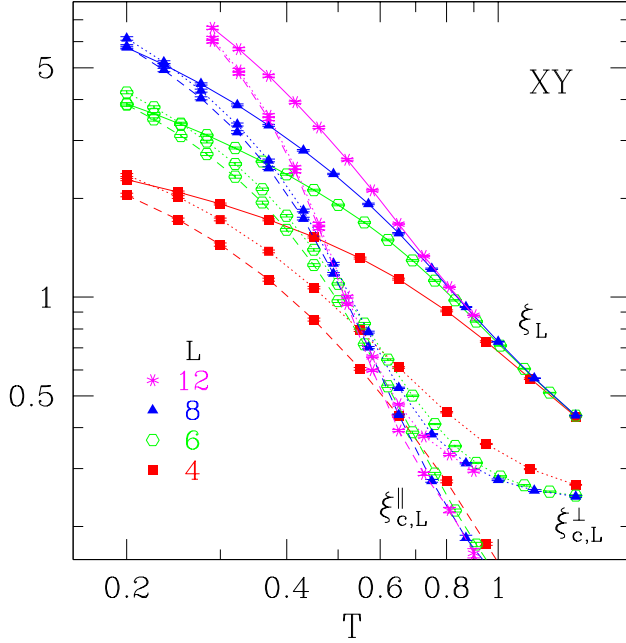


FIG. 1: A plot of the spin (ξ_L) and chiral ($\xi_{c,L}^k$ and $\xi_{c,L}^\perp$) correlation lengths for different sizes and temperatures for the XY spin glass. The solid lines connect data for ξ_L , the dotted lines connect $\xi_{c,L}^||$, and the dashed lines connect $\xi_{c,L}^\perp$.

where the chiral overlap $q_c(k)$ is given by

$$q_c(k) = \frac{1}{N} \sum_i \sum_j^{(1)} \sum_l^{(2)} e^{ik \cdot R_{ijl}}; \quad (7)$$

We define the chiral correlation lengths $\xi_{c,L}$ by

$$\xi_{c,L} = \frac{1}{2 \sin(k_{\min}/2)} \frac{C_G(0)}{C_G(k_{\min})} L^{1/2}; \quad (8)$$

in which $C_G(k=0)$ is independent of L . Note that $\xi_{c,L}$ will, in general, be different for \hat{n} along k_{\min} (the x direction) and perpendicular to k . We denote these two lengths by $\xi_{c,L}^k$ and $\xi_{c,L}^\perp$ respectively.

For the Heisenberg spin glass, Kawamura [8] defines the local chirality in terms of three spins on a line as follows:

$$q_i = S_{i+1} \wedge S_i \wedge S_{i-1}; \quad (9)$$

The chiral glass susceptibilities and correlation lengths are then given in terms of the q_i by Eqs. (6)–(8), as for the XY model.

We use parallel tempering [16, 17] Monte Carlo to go down to the low temperatures that are needed, and study sizes from $L = 4$ to 12. To test for equilibration [18] we require that the following relation [19],

$$[q] - [q]_{av} = \frac{2}{z} T [U]_{av}; \quad (10)$$

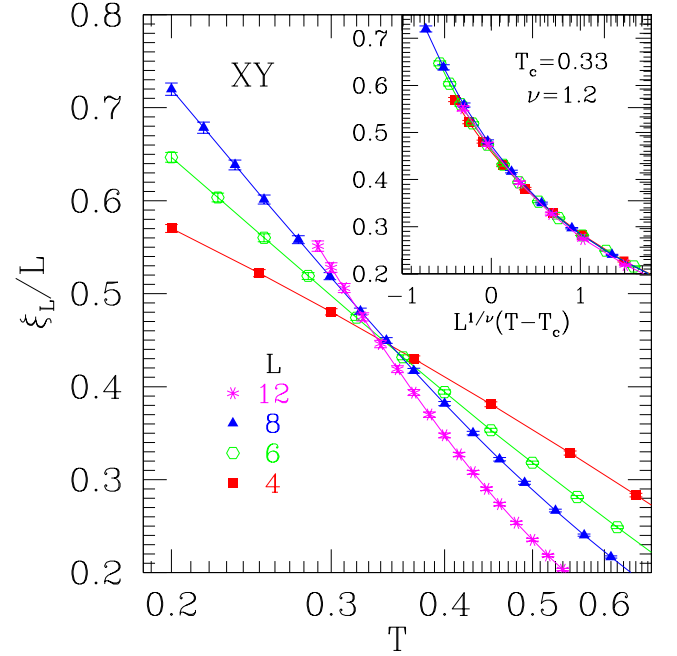


FIG. 2: Plot of the spin glass correlation length ξ_L divided by L for the XY spin glass. The data intersects at $T \approx 0.34$, implying that there is a spin glass transition at this temperature. The inset shows a scaling plot according to Eq. (11) with $T_{SG} = 0.33$ and $\nu = 1.2$.

valid for a Gaussian bond distribution, is satisfied. Here U is the energy per spin, $q_L = (1/N_b) \sum_{ij,jl} h_{ijjl} S_i \cdot S_j^2$ is the "link overlap" and, $q_s = (1/N_b) \sum_{ij,jl} h_{ijjl} (S_i \cdot S_j)^2$, where $N_b = (z=2)N$ is the number of nearest neighbor bonds, and $z (= 6 \text{ here})$ is the lattice coordination number. We averaged over 1000 samples, except for the following cases: XY, $L = 12$, 601 samples; Heisenberg: $L = 8$, 436 samples, and $L = 12$, 331 samples. The number of sweeps that each set of spins performed varied from 6000 for the smallest sizes to 300000 for $L = 12$.

Since ξ_L/L is dimensionless it has the finite size scaling form

$$\frac{\xi_L}{L} = \mathcal{X}(L^{1/\nu} (T - T_{SG})); \quad (11)$$

where ν is the correlation length exponent. Note that there is no power of L multiplying the scaling function \mathcal{X} , as there would be for a quantity with dimensions. There are analogous expressions for the chiral correlation lengths. From Eq. (11) it follows that the data for ξ_L/L different sizes come together at $T = T_{SG}$. In addition, they are also expected to spread out again on the low- T side if there is spin glass order below T_{SG} .

Next we discuss the results, starting with the XY spin glass. Data for the various correlation lengths are shown in Fig. 1. One sees that the chiral correlation lengths are smaller than the spin glass correlation length at the higher temperatures, but increase faster on lowering T ,

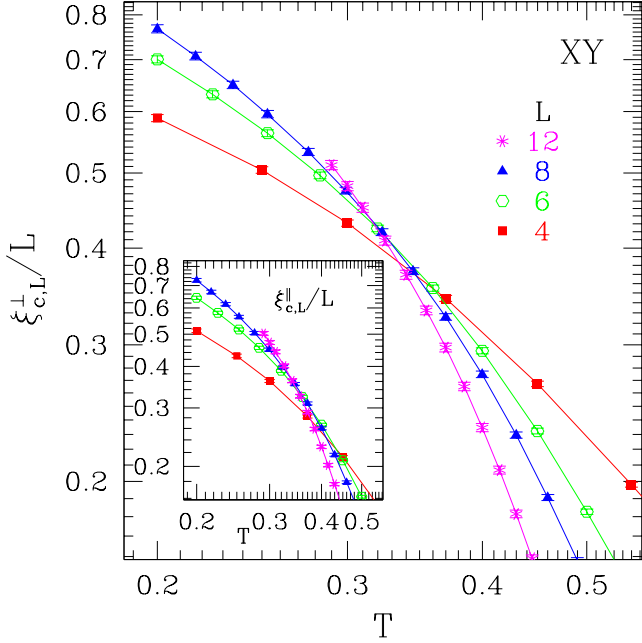


FIG. 3: The main figure shows data for the perpendicular chiral correlation length $\xi_{c,L}^\perp$ divided by L , for sizes $4 \leq L \leq 12$ for the XY spin glass. There are intersections at about the same temperature as that found for the spins in Fig. 2, but evidently with some corrections to scaling. The inset shows analogous data for the parallel chiral correlation length, $\xi_{c,L}^\parallel$.

such that, for a given L , all the lengths become comparable at the lowest temperatures simulated. Furthermore the two chiral correlation lengths (parallel and perpendicular to k) become indistinguishable at lower T and larger sizes, as one would expect.

The data for $\xi_L = L$, shown in Fig. 2, intersects at a well defined temperature $T \approx 0.34$ and spread out at lower temperatures, which, according to Eq. (11), implies a transition at this temperature. We find

$$T_{SG} = 0.34 \pm 0.02 \quad \text{XY spin glass:} \quad (12)$$

Note the $L = 12$ data intersects at somewhat lower T , implying that corrections to finite size scaling may still be significant for this range of sizes. Fig 2 provides compelling evidence, in our view, that there is finite spin glass transition temperature in a three-dimensional XY spin glass, in contrast to the claim in most of the literature. The inset to Fig. 2 shows the data collapses well according to Eq. (11) with $\nu = 1.2 \pm 0.2$.

Data for the chiral correlation lengths for the XY model is shown in Fig. 3. Though the intersections are not quite as clean, they occur at about the same temperature as found above for the spin glass correlation length. For both spin and chiral correlations, they occur at a slightly lower T for the $L = 12$ data. Altogether, the evidence is good that there is a finite chiral glass transition at (or very close to) T_{SG} . Collapsing the data we find the

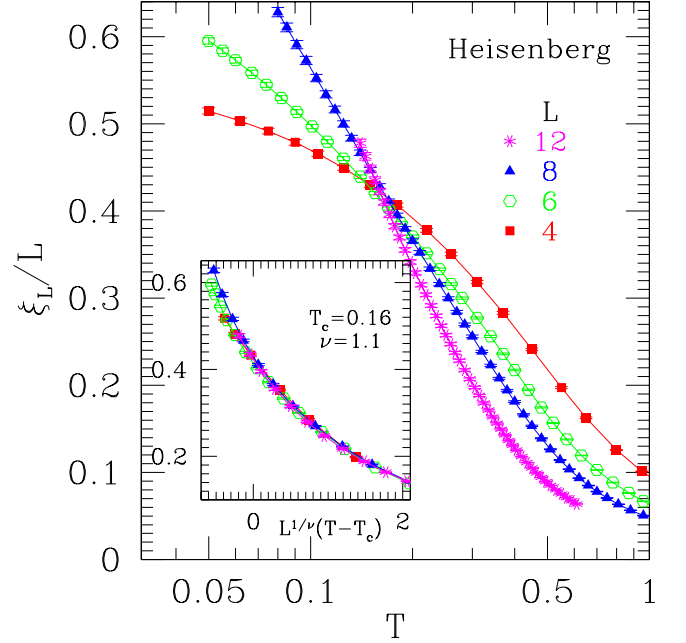


FIG. 4: Data for the spin glass correlation length ξ_L , divided by L for the Heisenberg spin glass. The intersections imply that $T_{SG} \approx 0.16$. The inset shows a scaling plot according to Eq. (11) with $T_{SG} = 0.16$ and $\nu = 1.1$.

chiral correlation length exponent is $\nu_c = 1.3 \pm 0.3$, which is compatible with our estimate for the spin correlation exponent ν . Note that if the spins order then the chiralities must also order, assuming a non-collinear state, and so $T_{CG} = T_{SG}$.

We are not aware of any estimates of transition temperatures for the XY spin glass with Gaussian couplings, though for the J model Kawamura and Li [7] find $T_{CG} = 0.39 \pm 0.03$, somewhat higher than ours. Since, for the Ising spin glass, T_c is somewhat higher for the J model than the Gaussian model, our estimate of T_c is probably compatible with Kawamura and Li's. However, we emphasize that, in contrast to them, we find simultaneous ordering of the spins and chiralities.

Next, we go on to our results for the Heisenberg spin glass. As for the XY model, the spin glass correlation length is larger at higher temperatures but the chiral correlation length grows faster and is comparable to the spin correlation length at the lowest temperatures. Figure 4 shows data for $\xi_L = L$, which intersect at a common temperature indicating a finite spin glass transition temperature T_{SG} which we estimate to be

$$T_{SG} = 0.16 \pm 0.02 \quad \text{Heisenberg spin glass:} \quad (13)$$

The inset to Fig. 4 shows the data collapses quite well according to Eq. (11) with $\nu = 1.1 \pm 0.2$.

Figure 5 shows that the data for the chiral correlation lengths indicate a transition at about the same value, with the intersections being cleaner for the parallel than

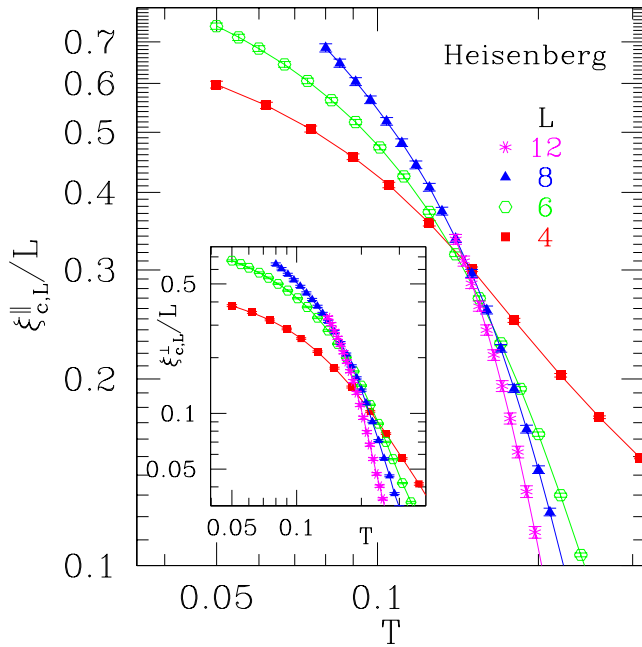


FIG. 5: The main figure shows data for the parallel chiral correlation length $\xi_{c,||}$ divided by L for the Heisenberg spin glass. There is an intersection at $T \approx 0.14$, close to that found for the spin glass correlation length ξ_L in Fig. 4. The inset shows analogous data for the perpendicular chiral correlation length. The data intersect but not as cleanly as for $\xi_{c,||}$ or ξ_L .

for the perpendicular correlation length. Our estimate for the chiral correlation length exponent is $\nu_c = 1.3 \pm 0.3$.

Our value for the transition temperature agrees well with values of T_{CG} given by Kawamura [8], 0.157 ± 0.01 , and Hukushima and Kawamura [9], 0.160 ± 0.005 , though, unlike those authors, we claim that the spins, as well as the chiralities, order at this temperature. For the J model, Endoh et al. [14] find a spin glass transition at $T_{SG} = 0.19 \pm 0.02$ while Nakamura and Endoh [15] find both chiral and spin glass ordering for $T \approx 0.21$.

To conclude, by analyzing data for the spin and chiral correlation lengths, we have argued that there is a single phase transition, at which both spins and chiralities order, in the XY and Heisenberg spin glasses in three dimensions. In our view, the evidence for a spin glass transition is at least as strong as that for a chiral glass transition. Spin-chirality decoupling does not seem to occur. It is difficult to judge whether the dominant mechanism is spin ordering, with chiral order just following along, or whether chiral ordering is dominant which then induces spin glass order through a spin-chirality coupling. The present work used quite modest workstation facilities, so it would be feasible to extend these results to larger sizes by a major computational effort.

Why has this simple picture of a single finite temperature transition in vector spin glasses in three dimensions not been generally accepted before? One reason is that

T_{SG} is very low compared with the mean field value T_{SG}^{MF} (≈ 1.22 for XY and 0.82 for Heisenberg). Until the advent of parallel tempering [16] it was difficult to reach the actual T_{SG} in simulations. Furthermore, the commonly used Binder ratio does not seem to be very useful [20] for vector spins, and $T = 0$ domain wall calculations are plagued by uncertainties over the optimal choice of boundary conditions [11]. We argue that, as for the Ising spin glass [1], finite size scaling of the correlation length is the optimal technique to use.

We would like to thank Helmut Katzgraber for helpful discussions, and both he and H. Kawamura for comments on a preliminary version of the manuscript. We acknowledge support from the National Science Foundation under grant DMR-0086287.

-
- [1] H. G. Ballesteros et al., Critical behavior of the three-dimensional Ising spin glass, *Phys. Rev. B* 62, 14237 (2000), (cond-mat/0006211).
 - [2] B. M. Morris, S. G. Colboome, A. J. Bray, M. A. Moore, and J. Canisius, Zero-temperature critical behaviour of vector spin glasses, *J. Phys. C* 19, 1157 (1986).
 - [3] S. Jain and A. P. Young, Monte Carlo simulations of XY spin-glasses, *J. Phys. C* 19, 3913 (1986).
 - [4] J. A. Olive, A. P. Young, and D. Sherrington, A computer simulation of the three dimensional short range Heisenberg spin glass, *Phys. Rev. B* 34, 6341 (1986).
 - [5] J. Villain, Two-level systems in a spin-glass model. I. General formalism and two-dimensional model, *J. Phys. C* 10, 4793 (1975).
 - [6] H. Kawamura and M. Tanemura, Chiral order in a two-dimensional XY spin glass, *Phys. Rev. B* 36, 7177 (1987).
 - [7] H. Kawamura and M. S. Li, Nature of the ordering of the three-dimensional XY spin glass, *Phys. Rev. Lett.* 87, 187204 (2001), (cond-mat/0106551).
 - [8] H. Kawamura, Dynamical simulation of spin-glass and chiral-glass orderings in three-dimensional Heisenberg spin glasses, *Phys. Rev. Lett.* 80, 5421 (1998).
 - [9] K. Hukushima and H. Kawamura, Chiral-glass and replica symmetry breaking of a three-dimensional Heisenberg spin glass, *Phys. Rev. E* 61, R1008 (2000).
 - [10] J. Maucourt and D. R. G. Gompel, Lower critical dimension of the XY spin-glass model, *Phys. Rev. Lett.* 80, 770 (1998).
 - [11] N. A. Kiro and J. M. Kosterlitz, Domain wall renormalization group study of XY model with quenched random phase shifts, *Phys. Rev. B* 66, 054536 (2002), (cond-mat/0203299).
 - [12] E. Granato, Phase-coherence transition in granular superconductors with junctions (2000), (cond-mat/0107308).
 - [13] F. Matsubara, T. Shirakura, and S. Endoh, Spin and chirality autocorrelation function of a Heisenberg spin glass model, *Phys. Rev. B* 64, 092412 (2001).
 - [14] S. Endoh, F. Matsubara, and T. Shirakura, Stiffness of the Heisenberg spin-glass model at zero- and finite-temperatures in three dimensions, *J. Phys. Soc. Jpn.* 70,

- 1543 (2001).
- [15] T. Nakamura and S. Endoh, Spin-glass and chiral-glass transitions in a J Heisenberg spin-glass model in three dimensions, *J. Phys. Soc. Jpn.* 71, 2113 (2002), (cond-mat/0110017).
 - [16] K. Hukushima and K. Nemoto, Exchange Monte Carlo method and application to spin glass simulations, *J. Phys. Soc. Japan* 65, 1604 (1996).
 - [17] E. Marinari, Optimized Monte Carlo methods, in *Advances in Computer Simulation*, edited by J. Kertesz and I. Kondor (Springer-Verlag, 1998), p. 50, (cond-mat/9612010).
 - [18] H. G. Katzgraber, M. Palassini, and A. P. Young, Monte Carlo simulations of spin glasses at low temperatures, *Phys. Rev. B* 63, 184422 (2001), (cond-mat/0108320).
 - [19] H. G. Katzgraber and A. P. Young, Monte Carlo simulations of the four dimensional XY spin-glass at low temperatures, *Phys. Rev. B* 65, 214401 (2002), (cond-mat/0108320).
 - [20] T. Shirakura and F. Matsubara, Binder parameter of a Heisenberg spin-glass model in four dimensions (2002), cond-mat/0211521.