

Anisotropy of heavy hole spin splitting and interference effects of optical polarization in semiconductor quantum wells subjected to an in-plane magnetic field

Yuriy Semenov¹ and Sergij Ryabchenko²

¹*Institute of Semiconductor Physics,
National Academy of Sciences of Ukraine
Prospekt Nauki, 45 Kiev 03028 Ukraine*

²*Institute of Physics, National Academy of Sciences of Ukraine
Prospekt Nauki, 46 Kiev 03028 Ukraine*

(Dated: November 5, 2018)

Strong effects of optical polarization anisotropy observed previously in the quantum wells subjected to the in-plane magnetic field arrive at complete description within microscopic approach. Theory we develop involves two sources of optical polarization. First source is due to correlations between electron and heavy hole (HH) phases of ψ -functions arising due to electron Zeeman spin splitting and joint manifestation of low-symmetry and Zeeman interactions of HH in an in-plane magnetic field. In this case, four possible phase-controlled electron-HH transitions constitute the polarization effect, which can reach its maximal amount (± 1) at low temperatures when only one transition survives. Other polarization source stems from the admixture of excited light-holes (LH) states to HH by low-symmetry interactions. The contribution of this mechanism to total polarization is relatively small but it can be independent of temperature and magnetic field. Analysis of different mechanisms of HH splitting exhibits their strong polarization anisotropy. Joint action of these mechanisms can result in new peculiarities, which should be taken into account for explanation of different experimental situations.

PACS numbers: 78.66.-w, 78.55.-m, 75.50.Pp, 78.66.Hf

I. INTRODUCTION

The linear optical polarization ρ of photo-luminescence (PL) in quantum wells (QWs) are very sensitive to low symmetry interactions V , which can be responsible for this polarization (Refs^{1,2,3,4}). A typical situation corresponds to relatively weak V , which mixes the light hole (LH) and heavy hole (HH) states. By this virtue the polarization reaches the magnitude about $\varepsilon = |V|/\Delta_{HL}$ (Δ_{HL} is HH - LH energy splitting) without external magnetic field (Refs^{2,3}).

Strong polarization of luminescence from [001] - oriented quantum wells $\text{Cd}_{1-x}\text{Mn}_x\text{Te}/\text{CdTe}/\text{Cd}_{1-x}\text{Mn}_x\text{Te}$ and its π -periodic anisotropy (i.e. dependence on sample rotation about QW normal) has been observed in Refs^{1,4} under in-plane magnetic field \vec{B} . There was assumed that these properties are due to C_{2v} symmetry potential of a hole in QW. It was found that polarization and its anisotropy increases sharply with increasing of in-plane magnetic field and reaches few tens percents. This fact cannot be consistent with small value of ratio ε . Moreover, strong polarization effects as well as the significant contribution of fourth harmonic of aforementioned anisotropy for narrow QWs remains so far unexplained¹. The phenomenological approach developed in Ref¹ in terms of bilinear in \vec{B} representation of ρ cannot describe the strong effects when $\rho \approx 1$.

The complementary approach of Ref.¹ in terms of pseudospin formalism requires the proper determination of pseudospin basic functions both for real electron spin operators and for non-spin part of interaction being responsible for optical transitions. Moreover different kinds of

HH interactions, which determine the HH splitting under in-plane magnetic field need further consideration. This means that for correct description of above experimental data it is necessary to have a microscopic theory in terms of actual electron and hole spins rather than pseudospins.

Here, we pay attention to the well-known fact that any interaction splitting the degenerate electron and HH levels imposes some phase correlations between the electron and hole wave functions. In addition to above small contribution caused by LH-HH mixing, this correlation forms the polarization and its anisotropy associated with some pair of distinguishable electron - hole optical transitions regardless of spin levels splitting value.

On the other hand, there are different possible interactions which are able to lift the HH degeneracy in a magnetic field (Ref.⁵). Latter interactions impose their specific correlations between electron and hole ψ - function phases as well as the period and phase of optical polarization anisotropy (OPA), i.e. polarization dependence on QW rotation about its normal. Thus, if one of the four possible electron - HH transitions prevails (for instance, due to low enough temperatures), one can expect the appearance of strong optical polarization.

In this paper, we provide a quantitative microscopic analysis of optical polarization anisotropy caused by different low-symmetry interactions of a hole in QW. First, we discuss the general expression for OPA in terms of electron and HH ψ - functions phases. Then we show that the different interactions leading to HH splitting reveal the various OPA dependencies on in-plane magnetic field \vec{B} rotation. This demonstrates the necessity to account for joint contribution of aforementioned terms to OPA re-

sulting in qualitatively new peculiarities due to interference effects. Finally, in the framework of our theory, we explain quantitatively the most interesting experimental results that are accessible from literature.

II. THEORETICAL BACKGROUND

A. Photoluminescence linear polarization

We are interested in the linear polarization of PL-spectrum that involves four optical transitions from two electron spin sub-levels to two HH sub-levels. To avoid the problems of these components spectral shifts in a magnetic field (see below) we assume that integral PL intensities I_α of polarization α can be extracted from experiment and associated with transition probabilities in terms of thermal population of spin sub-levels. Thus, according to definition

$$\rho_\alpha = \frac{I_\alpha - I_{\alpha'}}{I_\alpha + I_{\alpha'}}, \quad (1)$$

where the plane of α' -polarization is perpendicular to that of α polarization. Then, we introduce the reference frame associated with main crystal axes so that \vec{OZ} is parallel to growth axis [001], while $\vec{OX} \parallel [100]$ and $\vec{OY} \parallel [010]$ lay into QW plane.

The electron (or HH) spin splitting $\omega = \omega_e$ (or $\omega = \omega_h$) is assumed to be described by following matrix Hamiltonian in certain basis $|n\rangle$, $n = 1, 2$,

$$\|H_{n,n'}\| = \frac{\omega}{2} \begin{pmatrix} 0 & e^{-i\theta} \\ e^{i\theta} & 0 \end{pmatrix}, \quad (2)$$

where $\omega = 2|H_{1,2}|$, $\sin \theta = -2 \text{Im} H_{1,2}/\omega$. Eigenvalues and eigenfunctions of Hamiltonian (2) are

$$E_\pm = \pm \frac{1}{2}\omega; \quad \psi^\pm = \frac{1}{\sqrt{2}} \left(\pm e^{-i\theta/2} |1\rangle + e^{i\theta/2} |2\rangle \right). \quad (3)$$

In the case of electron subjected to in-plane magnetic field $\vec{B} = B\{\cos \varphi, \sin \varphi, 0\}$, $\psi^\pm \equiv \psi_c^\pm$, Hamiltonian $H = \omega_e \vec{B} \vec{s}$ takes the form (2) in representation of $|1\rangle = S \uparrow$ and $|2\rangle = S \downarrow$, where S is a periodic part of conductivity band Bloch function, \uparrow and \downarrow are the eigenstates of spin projection s_z . Here ω_e means electron Zeeman spin splitting, $\theta = \varphi$ is an angle between \vec{B} and \vec{OX} .

In the case of HH, $\psi^\pm \equiv \psi_v^\pm$, the basis $|1\rangle = L_+ \uparrow$, $|2\rangle = -L_- \downarrow$ corresponds to $\pm 3/2$ projection of HH angular momentum on z -direction, $L_\pm = \frac{1}{\sqrt{2}}(X \pm iY)$, X and Y are the periodic parts of valence band Bloch functions. The dependence $\theta = \theta(\varphi)$ have to be found for each specific form of HH Hamiltonian (see below).

The operator of interband optical transition with polarization plane rotated relative to the magnetic field

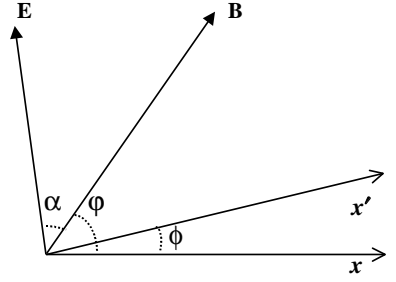


FIG. 1: The relative positions of the crystal axis x , the axis x' of C_{2v} interaction (19), direction of in-plane magnetic field \vec{B} and the line E of intersection of the plane of linear polarization detection with the (001) plane, and the angles that between these lines.

$\vec{B} = B\{\cos \varphi, \sin \varphi, 0\}$ by angle α about the \vec{OZ} axis (see Fig.1) takes the form

$$\hat{V}_\alpha = p_- e^{i(\varphi+\alpha)} + p_+ e^{-i(\varphi+\alpha)}, \quad (4)$$

where $p_\pm = \frac{1}{2}(e_x \pm ie_y)$, e_x and e_y are transformed as x and y .

Using the definitions (3) and (4), one can easily find the matrix element $M_{k,j}^\alpha = \langle \psi_c^k | \hat{V}_\alpha | \psi_v^j \rangle$ of electro-dipole optical transition between electron states ψ_c^k , $k = \pm 1$, and HH states ψ_v^j , $j = \pm 1$, and corresponding probability

$$W_{k,j}^\alpha = |M_{k,j}^\alpha|^2$$

$$W_{k,j}^\alpha \propto \begin{cases} \sin^2(3\varphi/2 + \alpha - \theta/2), & k = j; \\ \cos^2(3\varphi/2 + \alpha - \theta/2), & k \neq j, \end{cases} \quad (5)$$

where unimportant dimensional coefficient has been dropped. Similarly, one can find the optical transition probability $W_{k,j}^{\alpha'}$ for perpendicular polarization plane that formally means the substitution $\alpha \rightarrow \alpha' = \alpha + \pi/2$ in Eq.(5). Since the contribution of each of optical transitions $k \rightarrow j$ to total PL intensity I_α is proportional to spin sub-level populations of electron $P_e^k \propto e^{-k\omega_e/2T_e} / (e^{\omega_e/2T_e} + e^{-\omega_e/2T_e})$ and HH $P_h^j \propto e^{-j\omega_h/2T_h} / (e^{\omega_h/2T_h} + e^{-\omega_h/2T_h})$ (T_e and T_h are the electron and HH spin temperatures in energy units that can differ from lattice temperature T), general Eq. (1) takes following form

$$\rho_\alpha^{(0)} = \frac{\sum_{k,j} P_e^k P_h^j (W_{k,j}^\alpha - W_{k,j}^{\alpha'})}{\sum_{k,j} P_e^k P_h^j (W_{k,j}^\alpha + W_{k,j}^{\alpha'})}. \quad (6)$$

Substitution of Eq. (5) and expressions for P_e^k and P_h^j into Eq. (6) leads after some algebra to following simple result

$$\rho_\alpha^{(0)} = -P_{eh} \cos(3\varphi + 2\alpha - \theta); \quad (7)$$

$$P_{eh} = \tanh(\omega_e/2T_e) \tanh(\omega_h/2T_h). \quad (8)$$

Notice that Eq. (7) does not describe all possible polarization effects in QW. A closer look at the derivation of Eq. (7) shows that low symmetry perturbations V of HH basis wave functions $|1\rangle$ and $|2\rangle$ should also be taken into account along with HH splitting in spite of small value $\varepsilon = |\langle m|V|m \pm \Delta m\rangle|/\Delta_{HL}$, where $|m\rangle$ and $|m \mp \Delta m\rangle$ are non perturbed HH ($|m| = 3/2$) and LH ($|m \mp \Delta m| = 1/2$) basis functions. Doing so needs a distinction between the case $\Delta m = 1$, leading to HH splitting in the third order and the case $\Delta m = 2$, leading to formation of effective g -factor in the first order. Thus, the perturbation V gives rise to corrections $\delta\rho_\alpha \sim \varepsilon^{3-\Delta m}$ to total polarization that can be now written as a sum

$$\rho_\alpha = \rho_\alpha^{(0)} + \delta\rho_\alpha. \quad (9)$$

Explicit form of $\delta\rho_\alpha$ depends on specific form of interaction leading to HH-LH mixing.

Comparing two contributions of different mechanisms to Eq. (9), let us note that electron-HH spin correlations ($\rho_\alpha^{(0)}$ -term) dominate in OPA at sufficiently low temperatures. However, the $\delta\rho_\alpha$ -term can dominate at high temperatures or zero (small) magnetic field. In the following, we concentrate on two important cases: polarization ρ_0 along a magnetic field direction with $\alpha = 0^\circ$ and polarization ρ_{45} in the plane rotated relatively \vec{B} by $\alpha = 45^\circ$.

B. Spectral dependence of linear polarization

In this subsection we discuss the effects of spectral shifts of electron-HH optical transitions caused

by spin splitting (3). A simplest situation corresponds to the electron-HH optical line splitting into the four plainly distinguishable components with polarizations $\rho_{\alpha k,j} = (W_{k,j}^\alpha - W_{k,j}^{\alpha'}) / (W_{k,j}^\alpha + W_{k,j}^{\alpha'}) = -kj \cos(3\varphi + 2\alpha - \theta)$ and intensities $I_{kj} \propto P_e^k P_h^j$. If these components overlap with each other (i.e. splitting of spectral components are smaller than their linewidth σ_{kj}), the polarization depends on spectral position at the contour of a composite line of optical transitions. Thus, it is convenient to determine the spectral-dependent polarization

$$\rho_\alpha(\omega) = \frac{I_\alpha(\omega) - I_{\alpha'}(\omega)}{I_\alpha(\omega) + I_{\alpha'}(\omega)}. \quad (10)$$

The intensity $I_\alpha(\omega)$ of optical transition at the frequency ω depends on lineshape of each electron - HH transition $f_{k,j}(\omega) = f(\omega - (\omega_0 + k\frac{\omega_e}{2} - j\frac{\omega_h}{2}))$, where possible dependence of ω_0 on magnetic field describes the effect of the lines center-of-mass shift in a magnetic field \vec{B} . We assume also that lineshapes $f_{k,j}(\omega)$ with linewidth $\sigma_{kj} = \sigma$ are same for all transitions $|k\rangle \rightarrow |j\rangle$. So, Eq. (10) takes the form

$$\rho_\alpha^{(0)}(\omega) = \frac{\sum_{k,j} f_{k,j}(\omega) (W_{k,j}^\alpha - W_{k,j}^{\alpha'}) P_e^k P_h^j}{\sum_{k,j} f_{k,j}(\omega) (W_{k,j}^\alpha + W_{k,j}^{\alpha'}) P_e^k P_h^j}. \quad (11)$$

In the case of small magnetic field shifts ω_e and $\omega_h \ll \sigma$, the lineshape function can be expanded into power series

$$f_{k,j}(\omega) \approx f(\Delta\omega) - \frac{1}{2}f'(\Delta\omega)(k\omega_e - j\omega_h) + \frac{1}{8}f''(\Delta\omega)(k\omega_e - j\omega_h)^2, \quad (12)$$

where $f'(\omega)$ and $f''(\omega)$ are the first and second derivatives of $f(\omega)$, $\Delta\omega = \omega - \omega_0$. Substitution of this expansion into the Eq. (11) with regard to Eq. (5) results in

net effect similar to that of Eq. (7) where P_{eh} should be changed by

$$P_T(\omega) = \tanh\left(\frac{\omega_e}{2T_e}\right) \tanh\left(\frac{\omega_h}{2T_h}\right) - \frac{\sigma f'(\Delta\omega)}{2f(\Delta\omega)} \left[\frac{\omega_h}{\sigma} \tanh\left(\frac{\omega_e}{2T_e}\right) - \frac{\omega_e}{\sigma} \tanh\left(\frac{\omega_h}{2T_h}\right) \right] - \frac{\sigma^2 f''(\Delta\omega)}{4f(\Delta\omega)} \frac{\omega_e \omega_h}{\sigma^2}. \quad (13)$$

Latter equation displays sharp polarization dependence on the detuning $\Delta\omega$. Moreover, this dependence is de-

termined by specific lineshape. In the case of Gaussian or Lorentzian shape $P_T(\omega) \simeq P_{eh} + \left(\frac{1}{2} - \frac{\Delta\omega^2}{\sigma^2}\right) \frac{\omega_e \omega_h}{\sigma^2}$ or

$P_T(\omega) \simeq P_{eh} + \frac{\sigma^2 - 3\Delta\omega^2}{2(\sigma^2 + \Delta\omega^2)^2} \frac{\omega_e \omega_h}{\sigma^2}$, respectively.

Finally, we have to consider the intermediate case, $\omega_h \ll \sigma \ll \omega_e$. This is because inequality $\omega_h \ll \omega_e$ usually takes place in a wide range of the magnetic fields. Two components $k = \pm$ of different electron spin states have intensities $I_k \propto P_e^k$ and opposite signs of polarization with OPA in the form similar to (7), with

$$P_{T,k}(\omega) = k(\tanh(\omega_h/2T_h) - \frac{\sigma f'(\Delta\omega)}{2f(\Delta\omega)} \frac{\omega_h}{\sigma}). \quad (14)$$

to be substituted instead P_{eh} .

The difference between Gaussian and Lorentzian shapes of spectral lines displays, respectively, $P_{T,k}(\omega) \simeq k(\tanh(\omega_h/2T_h) + \Delta\omega\omega_h/\sigma^2)$ and $P_{T,k}(\omega) \simeq k(\tanh(\omega_h/2T_h) + \Delta\omega\omega_h/(\Delta\omega^2 + \sigma^2))$ that is evident at the wing of the lines.

Evidently, an in-plane magnetic field contributes to linear polarization of the optical spectra of absorption, reflectivity, etc. In these cases, the mechanism of wave functions phase correlations can become apparent due to HH and electron spin splitting also. As distinct from PL, in these cases optical transitions occur between completely populated valence electron states and empty conductivity electron ones. Therefore, Eqs (13) and (14) describe this situation in the limit T_e and $T_h \rightarrow \infty$. However the polarization of reflectivity spectra should be described in terms of standard equation for reflection coefficient with transition probabilities (5).

In subsequent calculations, we primarily focus on PL polarization (Eqs (7) and (8)) since it has been thoroughly studied experimentally in the literature.

III. THE HH INTERACTIONS

We consider sequentially the HH interactions according to lowering the symmetry of QW potential. In doing so these interactions assume to be small perturbations with respect to Δ_{HL} .

A. Zeeman interaction

Zeeman interaction in terms of hole effective angular momentum $J = 3/2$ is isotropic

$$V_Z = \vec{G}_h \vec{J} = G_h (J_X \cos \varphi + J_Y \sin \varphi). \quad (15)$$

Here \vec{G}_h is an effective in-plane magnetic field in energy units that can include the effects of carrier-ion (hole-ion) exchange interaction in the case of DMS quantum structure.^{6,7} In the case of [001]-orientated QW V_Z does not split the HH states in first and second orders in perturbation. Third order can be represented by effective Hamiltonian with Pauli matrices $\vec{\sigma}$ in terms of basis functions $|1\rangle$ and $|2\rangle$, calculated in second order of perturbation theory according to Löwdin procedure (see Ref.⁸)

$$V_Z^{(3)} = \frac{3}{4} \Delta_{HL} h^3 (\sigma_x \cos 3\varphi + \sigma_y \sin 3\varphi), \quad (16)$$

where we introduce dimensionless parameter $h = G_h/\Delta_{HL}$.

The Eq. (16) gives *isotropic* HH splitting $\omega_Z = \frac{3}{2} \Delta_{HL} h^3$ and ψ -function phase $\theta = 3\varphi$. According to Eq. (7) this corresponds to isotropic polarization $\rho_\alpha^{(0)} = -P_{eh} \cos 2\alpha$. The polarization is maximal along or across magnetic field direction ($\alpha = 0$ or 90°). The polarization is absent for $\alpha = 45^\circ$, that can be also expected from symmetry considerations. If magnetic field is weak enough, one can find $P_{eh} \simeq G_h^3 G_e / T_e T_h \Delta_{HL}^2 \propto B^4$. In this case the contribution from LH admixture can be more important. The calculation of LH contribution to HH polarization stemming from LH admixture to the basis functions $|1\rangle$ and $|2\rangle$ gives rise to the corrections $\delta\rho_0^{(2)} = -h^2$ and $\delta\rho_{45}^{(2)} = 0$.

B. Non Zeeman interaction with a magnetic field

Symmetry of Luttinger Hamiltonian admits the existence of non-Zeeman interaction of holes with a magnetic field in the form

$$V_q = q_1 G_h (J_x^3 \cos \varphi + J_y^3 \sin \varphi), \quad (17)$$

where q_1 is a relatively small parameter reflecting the interaction between valence and Γ_{15} -conductivity bands (Ref.⁹). This Hamiltonian has non-zero matrix elements between HH states $|3/2\rangle$ and $|-3/2\rangle$ that defines the effective HH Hamiltonian in first order in perturbation (17)

$$V_q^{(1)} = \frac{3}{4} \Delta_{HL} q_1 h (\sigma_x \cos \varphi - \sigma_y \sin \varphi). \quad (18)$$

Comparison of Eq. (18) with Eq. (2) gives *isotropic* HH splitting $\omega_q = \frac{3}{2} q_1 G_h$ and ψ -function phase $\theta = -\varphi$. Therefore interaction (17) can be responsible for fourth harmonic of OPA (7), $\rho_\alpha^{(0)} = -P_{eh} \cos(4\varphi + 2\alpha)$, which correlate with a cubic anisotropy of Luttinger Hamiltonian. Note that in-plane g-tensor $g_{\mu\nu}^\perp$ that can be defined in terms of Eq. (18) for HH pseudospin⁹ $\tilde{s}_x = \sigma_x/2$ and $\tilde{s}_y = -\sigma_y/2$ is isotropic i.e. $g_{xx}^\perp = g_{yy}^\perp$, $g_{xy}^\perp = g_{yx}^\perp = 0$.

C. Potentials of C_{2v} symmetry

Most OPA experiments performed up to now have found some π -periodic component of OPA. It was assumed, that such kind of anisotropy is due to the hole potentials of C_{2v} symmetry.^{1,2,4,5} We consider two reasons for appearance of C_{2v} hole potential in QW. First is a C_{2v} constituent (so-called interface C_{2v} potential) of heterojunction potential inherent in [001] oriented structures composed of zinc-blend semiconductors.^{10,11,12} In QW structures with common anion (cation), the contributions of two interface potentials compensate each other. However, this compensation is not complete in the case of non-identical barriers or interface profile.²

This kind of interaction can be written in terms of hole angular momentum in the form¹⁰ $V_{if} = t_{if}\{J_x, J_y\}$, where t_{if} is an interaction constant ($|t_{if}| \ll \Delta_{HL}$), $\{J_x, J_y\} = (J_x J_y + J_y J_x)/2$. Additionally to V_{if} , there is also C_{2v} potential $V_d = d\varepsilon_{x_d y_d}\{J_{x_d}, J_{y_d}\}$ caused by in-plane strains.⁵ Here d is a deformation potential; $\varepsilon_{x_d y_d}$ is the strain with x_d and y_d principal axes forming some angle with [100] and [010] directions. Actually, we do not need to consider V_{if} and V_d separately since their sum is also C_{2v} potential V_t , which takes the canonical form in terms of total amplitude T_t and axes x' and y' forming angle ϕ with [100] and [010] directions

$$V_t = T_t\{J_{x'}, J_{y'}\}. \quad (19)$$

As an illustration, Fig.1 shows a position of the coordinate axes defining the angles φ , ϕ and α .

The potential (19) does not lift the $\pm 3/2$ HH degeneracy but results in $\mp 1/2$ LH admixture in first order of perturbation theory. This generates some temperature and magnetic field independent polarization² $\delta\rho_\alpha^{(1)}$ with respect to polarization plane α : $\delta\rho_\alpha^{(1)} = -t \sin 2(\varphi - \phi + \alpha)$, where $t = T_t/\Delta_{HL}$.¹³

In the presence of a magnetic field, the potential V_t generates an effective in-plane g -factor for HHs.⁵ This effect can be taken into account in lowest order as interference of V_Z (15) and V_t (19). In terms of Pauli matrices, the HH splitting is described by the effective Hamiltonian

$$V_{ht}^{(2)} = -\frac{3}{2}\Delta_{HL}ht(\sigma_x \sin(\varphi + 2\phi) - \sigma_y \cos(\varphi + 2\phi)), \quad (20)$$

which defines the phase $\theta = \varphi + 2\phi + \pi/2$ and *isotropic* HH splitting $\omega_{ht} = 3\Delta_{HL}ht$. In spite of this fact, representation of Eq.(20) in the form of Zeeman interaction for pseudospin \tilde{s} determines anisotropic g -tensor. In terms of x' and y' reference system, one can find $g_{x'x'}^\perp = g_{y'y'}^\perp = 0$, $g_{x'y'}^\perp = g_{y'x'}^\perp$.¹⁴ So, the effect of C_{2v} -OPA (7) is described by $\rho_\alpha^{(0)} = -P_{eh} \sin 2(\varphi - \phi + \alpha)$. If a magnetic field is sufficiently weak, one can find $P_{eh} \simeq 3G_h G_e / 4T_e T_h \propto B^2$.¹ Note once again that the nature of polarization $\rho_\alpha^{(0)}$ calculated with non-perturbed basic functions $|\pm 3/2\rangle$ is different from that of $\delta\rho_\alpha^{(1)}$ calculated with LH admixture in first order. Thus, one can easily imagine a situation when $\rho_\alpha^{(0)} \gg \delta\rho_\alpha^{(1)}$ despite the fact that $V_{ht}^{(2)}$ generates $\rho_\alpha^{(0)}$ in second perturbation order in V_Z and V_t , while $\delta\rho_\alpha^{(1)}$ arises in first order in V_t .

D. Random potential of HH localization

The PL in QWs is known to come from the localized electronic (hole) states, which are formed by a random potential (interface roughness, defects, etc). In general case, the profile of this potential (and therefore the hole density) is not symmetric in QW plane. In-plane asymmetry of localized hole ψ -function leads to mixing of HH

Ψ_H and LH Ψ_L states that results in appearance of a finite HH g -factor (Ref.⁹). Corresponding Hamiltonian, describing the splitting of localized HHs can be represented as some C_{2v} potential (see Ref.¹⁵ for details)

$$V_{h\kappa}^{(2)} = \Delta_{HL}h\kappa(\sigma_x \cos(\varphi + 2\phi_\kappa) + \sigma_y \sin(\varphi + 2\phi_\kappa)). \quad (21)$$

Here ϕ_κ determines the axes ξ and η for canonical form (19) representation of $V_{h\kappa}^{(2)}$ potential by means of an angle between x' and ξ , $\kappa = \bar{\gamma}\hbar^2(K_\xi^2 - K_\eta^2)/m_0\Delta_{HL}$ and $K_\alpha^2 = \langle \Psi_H | \Psi_L \rangle \langle \Psi_L | -\partial^2/\partial\nu^2 | \Psi_H \rangle$, $\nu = \xi, \eta$; $\gamma_2 < \bar{\gamma} < \gamma_3$, γ_2 and γ_3 are Luttinger parameters. In the case of axially symmetric ψ function, the equality $K_\xi^2 = K_\eta^2$ gives zero $V_{h\kappa}^{(2)}$ potential. In general case, $K_\xi^2 \neq K_\eta^2$, the potentials (20) and (21) can be combined into single quantity $V_{ht\kappa}^{(2)}$ that takes the form (20) with effective amplitude t_κ and angle ϕ_r instead of t and ϕ :

$$t_\kappa = \sqrt{(t + \kappa \cos 2\phi_\kappa)^2 + (\kappa \sin 2\phi_\kappa)^2}, \quad (22)$$

$$\phi_r = \frac{1}{2} \arcsin \frac{\kappa \sin 2\phi_\kappa}{t_\kappa} + \phi. \quad (23)$$

It should be emphasized that the Eq. (21) has to do with a single hole localized on some fluctuation of random QW potential. The observable PL polarization is the result of addition of a great number of localized state contributions with random amplitudes and principal axes directions. Thus, the complete description of PL polarization has to include an averaging over the parameters κ and ϕ_κ with some distribution functions. If there is no preferential directions for HH localization in QW plane, the potential $V_{h\kappa}^{(2)}$ cannot lead to OPA. Moreover, numerical analysis shows that random potential (21) can greatly suppress the magnitude of polarization and therefore amplitude of OPA as soon as it exceeds other regular (non-random) interactions. In subsequent discussion we omit the contribution of $V_{h\kappa}^{(2)}$ into OPA for simplicity. Nevertheless, taking into account the random potential influence may be in need for a description of realistic experimental situations.

Magnetic polaron effect¹⁶ should also be considered as an intensification factor for the parameter κ .

IV. INTERFERENCE EFFECTS

Foregoing analysis shows few important polarization properties attributed to different kinds of HH interactions in QW. We have found that HH splitting is isotropic for each HH Hamiltonian (16), (18) and (20). However, they reveal different OPA's that points to possible interplay among these contributions. Let us consider joint manifestation of interactions that can split HH states

$$V = V_Z^{(3)} + V_q^{(1)} + V_{ht}^{(2)}. \quad (24)$$

First, we should find the total module $\omega_h/2$ and phase θ for matrix element

$$V_{1,2} = \frac{1}{2} \left(\omega_z e^{-i3\varphi} + \omega_q e^{i\varphi} + \omega_{ht} e^{-i(\varphi+2\phi+\pi/2)} \right). \quad (25)$$

After some algebra, the HH splitting can be written in terms of two expressions Q and R

$$\omega_h = \frac{3}{2} \Delta_{HL} h \sqrt{Q^2 + R^2}; \quad (26)$$

$$Q = 2t \cos 2(\varphi - \phi) - q_1 \sin 4\varphi; \quad (27)$$

$$R = h^2 + 2t \sin 2(\varphi - \phi) + q_1 \cos 4\varphi. \quad (28)$$

In a similar manner, we calculate the polarization (7) where θ have to be found from definition (25). Thus, after some identical manipulations, we obtain ρ_α for two values of α

$$\rho_\alpha = \begin{cases} -P_{eh} \frac{R}{\sqrt{Q^2 + R^2}} - h^2 - t \sin 2(\varphi - \phi), & \alpha = 0^\circ; \\ -P_{eh} \frac{Q}{\sqrt{Q^2 + R^2}} - t \cos 2(\varphi - \phi), & \alpha = 45^\circ. \end{cases} \quad (29)$$

Here for completeness, we take also into account the corrections for LH-HH mixing. The Eq.(29) with Eqs (8) and (26) are the final results of our calculations that cover the most practically important cases.

One can see that HH splitting (26) reveals magnetic anisotropy with finite magnitudes of t and q_1 despite the isotropic character of HH splitting of each of terms (24) taken separately. Moreover, the effective HH transversal g -factor $\tilde{g}_\perp = \omega_h/G_h$ can be turned to zero at some direction and amplitude of a magnetic field. To demonstrate this fact let us note that equation $\tilde{g}_\perp = \frac{3}{2} \sqrt{Q^2 + R^2} = 0$ agrees with the system of two equations $Q = 0$ and $R = 0$ in variables φ (the angle) and h (amplitude). Simplest solution of this system can be obtained in the case of $\phi = 0$, namely $\varphi = \pm\pi/4$ and $h = \sqrt{\pm 2t + q_1}$.

V. DISCUSSION. COMPARISON WITH EXPERIMENT

As it is obvious from the Eq.(29), the anisotropy and possible random degeneration of HH splitting do not influence OPA for high temperatures $T_h \gg \omega_h$, (or $P_{eh} \propto \omega_h$). In this case we may expect the additive contributions of different aforementioned OPA mechanisms: $\rho_0^{(0)} \simeq -\frac{3}{2} R \frac{G_h}{T_h} \tanh(\omega_e/2T_e)$, $\rho_{45}^{(0)} \simeq -\frac{3}{2} Q \frac{G_h}{T_h} \tanh(\omega_e/2T_e)$, i.e. the amplitude of second harmonic of OPA is proportional to t while that of fourth harmonic is proportional to q_1 .

If HH splitting is not small as compared to temperature T_h in some range of angles φ , the Eq.(29) shows qualitatively different character of OPA. Namely, the higher harmonics with large amplitudes can appear. This can be regarded as a manifestation of higher powers in expansion of $\tanh(\omega_h/2T_h)$. The Fig.2 reports some calculated curves of OPA and corresponding effective g -factor

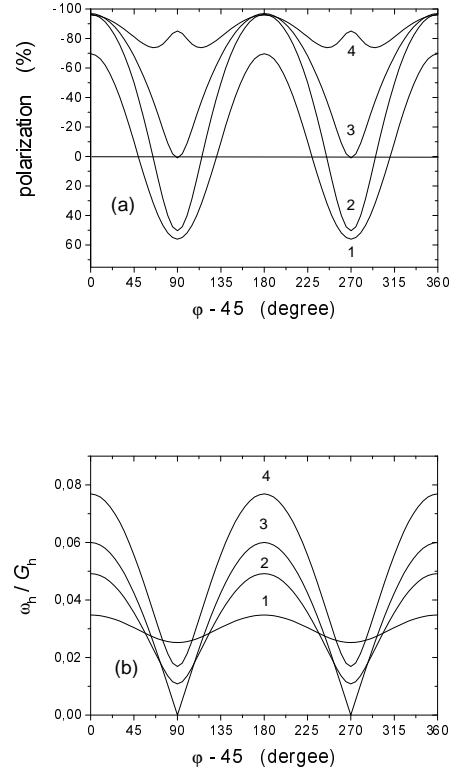


FIG. 2: The OPA (a) and transversal effective HH g -factor $\tilde{g}_\perp = \omega_h/G_h$ (b) calculated for $q_1 = 0$, $t = 0.01$, $\Delta_{HL} = 125$ meV, $T_e = T_h = 2K$, and few magnitudes of magnetic field strength $h = -c\sqrt{2t}$: $c = 0.4$ (curve 1), $c = 0.8$ (curve 2), $c = 1$ (curve 3) and $c = 1.25$ (curve 4).

anisotropy demonstrating a new net effect without the influence of cubic anisotropy of V_q .

Very interesting experimental data had been obtained in Ref.¹, where second and visible fourth harmonics of the OPA were detected in PL of 20 Å CdTe QW with semimagnetic $Cd_{1-x}Mn_xTe$ barriers. Exchange interaction with magnetic ions in the barriers and interfaces enlarges HH splitting that makes possible to reach a significant magnitude of HH and electron spin polarization at liquid helium temperature.⁶ Quantitative analysis carried out in terms of Eqs (29) and (26) shows that parameters $h = -0.056$, $\omega_e = 0.014\Delta_{HL}$, $T_e = T_h = \Delta_{HL}/720$, $t = 0.001$ and $q_1 = -0.0006$ describe nicely the OPA experimental data of Ref.¹ (see Fig.3) assuming that $\Delta_{HL} = 125$ meV and electron and hole spin temperatures are equal to lattice temperature $T = 2K$. These calculations explain also the effect of great OPA amplification from 0.1% (that could not be detected in Ref.¹ because of experimental errors) to 15% under the magnetic field action.

Successful description of experiment raises the question about the relationship of above obtained parameters with those for QWs with other widths. There are few mechanisms of QW width L_w influence on OPA. (i) Effective fields G_e and G_h originated from carriers ex-

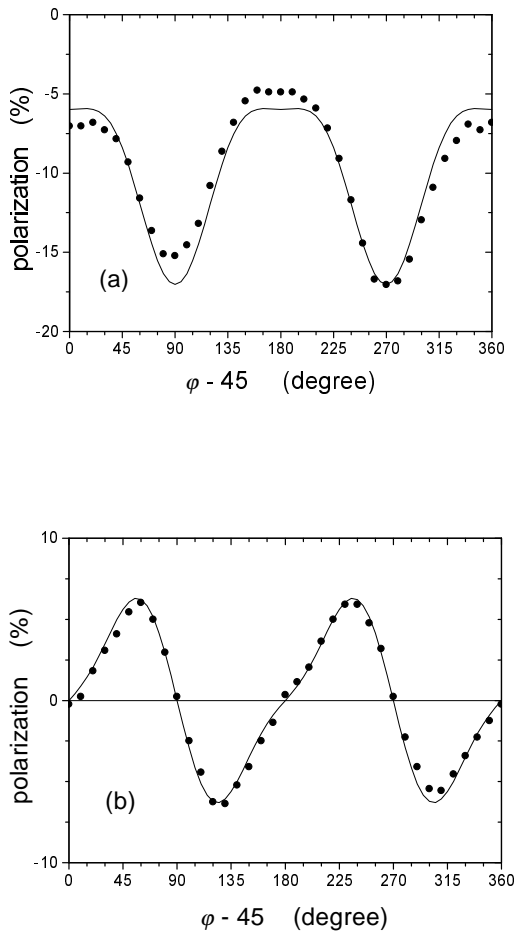


FIG. 3: Comparison of the OPA calculated in terms of Eq. (29) (solid lines) with experimental data (points) of Kusrayev et al (Ref.¹, Fig.3b therein) recorded in the parallel ($\alpha = 0^\circ$) to the magnetic field polarization plane (a) and plane with $\alpha = 45^\circ$ rotated relative to $\alpha = 0^\circ$ by 45° (b). Fitting parameters see in the text.

change interaction with magnetic ions are proportional to overlap of electron and hole ψ functions densities with semimagnetic barriers and interfaces. One can expect significant decreasing of this exchange field in very wide non-magnetic wells. On the other hand, the strengths of exchange fields can have non-monotonic dependencies on QW width due to effect of giant paramagnetic enhancement.^{6,17} However, we can expect a reduction of a magnetic field influence on the OPA with QW broadening, especially for $V_Z^{(3)}$ contribution (16), which is proportional to $G_h^3 G_e$. (ii) The HH-LH splitting depends primarily on L_w . In the case of high QW barriers, one can expect $\Delta_{HL} \propto 1/L_w^2$ that increases the roles of terms $V_Z^{(3)}$, $V_{ht}^{(2)}$ and $V_{h\pi}^{(2)}$ with QW broadening but does not influence the term $V_q^{(1)}$. This can be principal mecha-

nism decreasing the role of fourth harmonic with respect to second harmonic of OPA in Ref.¹. (iii) Narrow QWs are most favorable for carrier localization on the fluctuations of random potential as well as for polaron formation. This increases the role of random potential (21) that can suppress the OPA, as noted in Section III.

Aforementioned analysis explains qualitatively why fourth harmonic of OPA is evident for most narrow QW in the experiment Ref.¹. On the other hand, it shows that situation with dependence of the OPA on the L_w may be very complicated. Most adequate approach to this problem seems to consist in independent determination of Δ_{HL} as well as G_e and G_h from magneto-optical measurements. Then, microscopic constants in Hamiltonian (24) should be found from comparison of general expressions (29) with experimentally observed OPA. The cited data of Ref.¹ do not allow to perform this program due to the loss of Δ_{HL} , G_e and G_h data.

VI. CONCLUSION

We have developed a microscopic theory of OPA in QWs subjected to the in-plane magnetic field. Two types of optical polarization contributions should be distinguished. First is due to admixture of LH to HH states. This effect is small as perturbation theory predicts. A HH splitting in a magnetic field determines other type of polarization mechanism owing to phase correlations of electron and hole ψ functions. This effect can lead to almost 100% polarization for suitably distinguishable four spectral lines of electron-HH optical transitions in spite of relatively small interactions ($\ll \Delta_{HL}$) responsible for HH splitting. Besides, we have considered spectral properties of OPA. These polarization peculiarities turn out sensitive to PL (absorption, reflectivity, etc) lineshape in the case of relatively small Zeeman splitting.

Theory considers Zeeman interaction, non Zeeman HH splitting and C_{2v} potentials as sources of different OPA. Their joint manifestation reveals peculiar OPA behavior due to interference effects. A random potential, localizing HHs should be considered separately as a depolarization factor of the PL. We predicted some new effects, (i) the anisotropy of HH splitting (or g -factor) due to interference of different HH potentials, (ii) manifestation of fourth and higher harmonic in OPA caused by only C_{2v} potential (Fig.2), (iii) polarization suppression at the conditions of crossing (anti-crossing) of HH levels, (iv) depolarization effect of random potential influence. Our theory gives full qualitative description for some important experimental details of OPA found earlier.

The work was supported, in part, by the INTAS 99-015 grant and by grant of State Fundamental Research Foundation of Ukraine 02.07/0125.

-
- ¹ Yu. G. Kusrayev, A. V. Koudinov, I. G. Aksyanov, B. P. Zakharchenya, T. Wojtowicz, G. Karczewski and J. Kossut, Phys. Rev. Lett. **82**, 3176 (1999).
 - ² A. Kudelski, A. Golnik, J. A. Gaj, F. V. Kyrychenko, G. Karczewski, T. Wojtowicz, Yu. G. Semenov, O. Krebs, P. Voisin, Phys. Rev. B **64**, 045312 (2001).
 - ³ S. M. Ryabchenko, Yu. G. Semenov, A. V. Komarov, T. Wojtowicz, G. Cywiński, J. Kossut, Physica E, **13**, 24 (2002).
 - ⁴ S. M. Ryabchenko, O. V. Terletskij, Yu. G. Semenov, F. V. Kyrychenko, Proc. NATO Workshop, St-Peterburg (2002), (to be published).
 - ⁵ G. E. Pikus, F. G. Pikus, Solid State Commun. **89**, 319 (1994).
 - ⁶ *Diluted Magnetic Semiconductors*, edited by J. K. Furdyna and J. Kossut (Academic, Boston, 1988), Vol. 25 of Semiconductors and Semimetals.
 - ⁷ J. Kossut, W. Dobrowolski, *Handbook of Magnetic Materials*, v.7, ed. K. H. J. Bushow, Elsevier, Amsterdam, p. 231 (1993).
 - ⁸ G. L. Bir, and G. E. Pikus, *Symmetry and Strain Induced Effects in Semiconductors*, Willey and Sons, NY (1974).
 - ⁹ X. Marie, T. Amand, P. Le Jeune, M. Paillard, P. Renucci, L. E. Golub, V. D. Dymnikov, and E. L. Ivchenko, Phys. Rev. B **60**, 5811 (1999).
 - ¹⁰ E. L. Ivchenko, A. A. Toropov, and P. Voisin, Fiz. tverd. tela **40**, 1925 (1998) [Phys. Solid State, **40**, 1748 (1998)].
 - ¹¹ S. Cortez, O. Krebs, and P. Voisin, Eur. Phys. J. B **21**, 241 (2001).
 - ¹² D. R. Yakovlev, A. V. Platonov, E. L. Ivchenko, V. P. Kochereshko, C. Sas, W. Ossau, L. Hansen, A. Waag, G. Landwehr and L. W. Molenkamp, Phys. Rev. Lett. **88**, 257401 (2002).
 - ¹³ In the case of $B = 0$ we assume that infinitesimal \vec{B} determines only a plane that forms an angle φ with \vec{OX} direction.
 - ¹⁴ In Ref.¹ the principal axes x'' and y'' of C_{2v} interaction rotated relative x' and y' by 45° about the z axis are used: $g_{x''x''}^\perp = -g_{y''y''}^\perp$, $g_{x''y''}^\perp = g_{y''x''}^\perp = 0$.
 - ¹⁵ Yu. G. Semenov, K. N. Borysenko, K. W. Kim, Phys. Rev. B **66**, 113302 (2002).
 - ¹⁶ I. A. Merkulov, D. R. Yakovlev, K. V. Kavokin, G. Makh, B. Kuhn-Heinrich, W. Ossau, A. Waag, and G. Landwehr, Fiz. tverd. tela **39**, 2079 (1997) [Phys. Solid State, **39**, 1859 (1997)].
 - ¹⁷ J. Siviniant, F. V. Kyrychenko, Y. G. Semenov, D. Coquillat, D. Scalbert and J. P. Lascaray, Phys. Rev. B **59**, 10276 (1999).