

# Localization of shocks in driven diffusive systems without particle number conservation

V. Popkov<sup>1</sup>, A. Rákos<sup>1</sup>, R. D. Willmann<sup>1</sup>, A. B. Kolomeisky<sup>2</sup> and G. M. Schütz<sup>1</sup>

<sup>1</sup>*Institut für Festkörperforschung, Forschungszentrum Jülich - 52425 Jülich, Germany and*

<sup>2</sup>*Department of Chemistry, Rice University, Houston, Texas 77005-1892*

(Dated: 7th February 2020)

We study the formation of localized shocks in one-dimensional driven diffusive systems with spacially homogeneous creation and annihilation of particles (Langmuir kinetics). We show how to obtain hydrodynamic equations which describe the density profile in systems with uncorrelated steady state as well as in those exhibiting correlations. As a special example of the latter case the Katz-Lebowitz-Spohn model is considered. The existence of a localized double density shock is demonstrated for the first time in one-dimensional driven diffusive systems. This corresponds to phase separation into regimes of three distinct densities, separated by localized domain walls. Our analytical approach is supported by Monte-Carlo simulations.

PACS numbers: 05.70.Ln, 64.60.Ht, 02.50.Ga, 47.70.-n

## I. INTRODUCTION

One-dimensional driven diffusive systems proved to be a rewarding research topic in the past years [1]. They were shown to exhibit boundary induced phase transitions [2], spontaneous symmetry breaking [3, 4] and phase separation [5, 6, 7, 8]. Recently, attention turned to the case of systems without particle conservation in the bulk. In Ref. 9 the effect of a single detachment site in the bulk of an asymmetric simple exclusion process (ASEP) was studied. Parmeggiani et.al. [10] considered the interplay of the simplest one-dimensional driven model, the totally asymmetric exclusion process (TASEP) with local absorption/desorption kinetics of single particles acting at all sites, termed 'Langmuir kinetics' (LK). These models were inspired by the dynamics of motor proteins[23] which move along cytoskeletal filaments in a certain preferred direction while detachment and attachment can also occur between the cytoplasm and the filament. Being an equilibrium process, LK is well understood, while the combined process of TASEP and LK showed the new feature of a localized shock in the density profile of the stationary state.

The TASEP is defined on a one-dimensional lattice of size  $L$ . Each site can either be empty or occupied by one particle. In the bulk particles can hop from site  $i$  to site  $i + 1$  with unit rate, provided the target site is empty. At site 1 particles can enter the lattice from a reservoir with density  $\rho_-$  provided the site is empty. They can leave the system from site  $L$  into a reservoir of density  $\rho_+$  with rate  $1 - \rho_+$ . Thus in the interior of the lattice the particle number is a conserved quantity. The phase diagram and steady states of the TASEP as a function of the boundary rates are known exactly [11, 12, 13]. Furthermore a theory of boundary induced phase transitions exists, which explains the phase diagram quantitatively in terms of the dynamics of shocks [14]. In the stationary state these shocks exist as an upward density shock along the coexistence line between the high and low density phases, i.e., they connect a region with low density to the left of the shock position with a high density region to its right. The shock performs symmetric random walk between the boundaries of the system.

One may equip the system with the additional feature of local particle creation at empty sites with rate  $\omega_a$  and annihilation with rate  $\omega_d$  (see Fig. 1)[10, 15]. In the thermodynamic limit  $L \rightarrow \infty$  there are three regimes to be distinguished: If  $\omega_a$  and  $\omega_d$  are of an order larger than  $1/L$  the steady state of the system will be that of Langmuir kinetics, i.e., there will be a uniform density of  $K = \omega_a/(\omega_a + \omega_d)$  in the system. In case of  $\omega_a$  and  $\omega_d$  being of smaller order than  $1/L$ , the local kinetics is negligible and the system will behave as the TASEP. The case of the local rates being of order  $1/L$  is the most interesting one and will be investigated further on. Writing

$$\omega_a = \Omega_a/L, \quad \omega_d = \Omega_d/L \quad (1)$$

the phase diagram can be formulated in terms of  $\Omega_a$ ,  $\Omega_d$ ,  $\rho_-$  and  $\rho_+$ . In Ref. 10 it was shown that for  $\Omega_a$  and  $\Omega_d$  fixed, the phase diagram as a function of  $\rho_-$  and  $\rho_+$  does not only exhibit the low-density and high-density phases known from the TASEP, but also a high-low coexistence phase. In this phase the shock does not move in the system but its position is a function of the rates  $\rho_-$  and  $\rho_+$  (see Fig. 2).

Parmeggiani et.al. presented not only Monte Carlo simulations but derived also a mean field equation for the density profile which was shown to coincide with the simulation profiles. We argue here that the mean field approximation can not be used in general. The coincidence with the Monte Carlo in Ref. 10 is due to lack of correlations in true steady state of the TASEP. We claim that the stationary density profile can be derived in general using a hydrodynamic equation taking correlations into account (in case of the TASEP this equation is equal to that obtained with a mean

field approach). For the Katz-Lebowitz-Spohn (KLS) model, which is a generic model of interacting driven diffusive systems [16, 17] we show that this hydrodynamic equation correctly describes the density profiles on a quantitative level, while a mean field approach would fail to reproduce even basic qualitative features of the system, e.g., phase separation into three distinct density regimes.

## II. HYDRODYNAMIC EQUATION

In the following we are interested in the  $L \rightarrow \infty$  limit which we perform by tuning the lattice spacing  $a = 1/L \rightarrow 0$  and rescaling of time  $t = t_{\text{lattice}}/L$  (Eulerian scaling) to get the continuous (hydrodynamic) limit of the model. In this framework  $\Omega_{a,d}$  are the attachment/detachment rates per unit length. We claim that the hydrodynamic equation describing the time dependence of the local density  $\rho(x)$  for a general driven diffusive system with Langmuir kinetics takes the form

$$\frac{\partial}{\partial t}\rho + \frac{\partial}{\partial x}j(\rho) = \mathcal{L}(\rho), \quad (2)$$

where  $j(\rho)$  is the *exact* current in a driven diffusive system with homogeneous density  $\rho$  without LK and  $\mathcal{L}(\rho)$  the source term describing the Langmuir kinetics. Here, we consider only that choice of  $\mathcal{L}(\rho)$  which corresponds to the process depicted on Fig. 1:

$$\mathcal{L}(\rho) = \Omega_a(1 - \rho(x, t)) - \Omega_d\rho(x, t) \quad (3)$$

Other choices of  $\mathcal{L}(\rho)$ , which might e.g. describe the local annihilation of particle pairs are to be discussed in a forthcoming publication [18].

Eq.(2) gives a proper description of the original lattice model provided that  $\rho$  is a smooth function of  $x$  but fails when high density gradients, e.g., shocks or boundary layers appear. For the treatment of these discontinuities one needs other tools which are discussed below.

Rewriting equation (2) by using that  $\partial_t\rho(x, t) = 0$  in the stationary state and  $\partial_x j = \partial j/\partial\rho \cdot \partial\rho/\partial x$  yields for the stationary density profile  $\rho(x)$ :

$$v_c(\rho)\frac{\partial\rho(x)}{\partial x} = \mathcal{L}(\rho). \quad (4)$$

Here,  $v_c = \partial j/\partial\rho$  is the collective velocity, i.e., the drift velocity of a center of mass of a local density perturbation on a homogeneous stationary background with the density  $\rho$  (for system with the Langmuir Kinetics switched off) [1, 14]. The stationary density profile has to satisfy (4) as well as the boundary conditions  $\rho(0) = \rho_-$  and  $\rho(1) = \rho_+$ . As equation (4) is of the first order there will be in general no smooth solution fitting both boundary conditions. In the original lattice model this discrepancy is resolved by appearance of shocks and/or boundary layers. To regularize the problem, one can add to (2) and correspondingly to (4) a vanishing viscosity term

$$v_c(\rho)\frac{\partial\rho(x)}{\partial x} = \mathcal{L}(\rho) + \nu\frac{\partial^2\rho(x)}{\partial x^2}, \quad (5)$$

where  $\nu > 0$  is of order of  $1/L$ . This term makes the hydrodynamic equation second order and ensures a smooth solution fitting both boundary conditions. The shock has then a width of order  $1/L$  (see Ref. 10), i.e., in the thermodynamic limit the rescaled solution becomes discontinuous. We claim that equation (5) gives the same result in the  $L \rightarrow \infty$  limit as the Monte Carlo, therefore it can be used as a tool to compute the stationary density profile. The main difference between (5) and the MC is that the former does not take fluctuations into account which leads to a shock width of order  $1/L$  while in a MC after averaging it is of the order of  $1/\sqrt{L}$  due to the fluctuation of the shock position.

The stationary density profile for a given  $j(\rho)$  and parameters  $\Omega_a, \Omega_d, \rho_-$  and  $\rho_+$  can be derived from the flow-field of the differential equation (4) by using the rules, formulated and explained below:

- (A) In the interior of the lattice the stationary density profile either follows a line of the flow field of the differential equation (4) or makes a jump. Jumps can only occur between densities yielding the same current, i.e., *the current is continuous in the interior of the lattice.*
- (B) Let  $\rho'_\pm$  be defined as limiting left and right densities with the boundary layers cut away:

$$\rho'_- = \lim_{x \rightarrow +0} \rho(x), \quad \rho'_+ = \lim_{x \rightarrow 1-0} \rho(x),$$

where  $\rho(x)$  is the stationary profile in the hydrodynamic limit. The boundary layer at  $x = 0$  ( i.e., if  $\rho_- \neq \rho'_-$ ) has to satisfy the following condition:

$$\text{if } \rho_- < \rho'_- \text{ then } j(\rho) > j(\rho'_-) \text{ for any } \rho \in (\rho_-, \rho'_-) \quad (6)$$

$$\text{if } \rho_- > \rho'_- \text{ then } j(\rho) < j(\rho'_-) \text{ for any } \rho \in (\rho'_-, \rho_-) \quad (7)$$

The condition for the stability of the boundary layer at  $x = 1$  (if there is) is similar:

$$\text{if } \rho'_+ < \rho_+ \text{ then } j(\rho'_+) < j(\rho) \text{ for any } \rho \in (\rho'_+, \rho_+) \quad (8)$$

$$\text{if } \rho'_+ > \rho_+ \text{ then } j(\rho'_+) > j(\rho) \text{ for any } \rho \in (\rho_+, \rho'_+) \quad (9)$$

(C) Shocks between a density  $\rho_l$  to the left of the shock and  $\rho_r$  to the right of the shock are stable only if they are stable in the absence of Langmuir kinetics[1, 19].

Remarks:

- Although LK does not conserve locally the number of particles, Eq. (2) with the vanishing viscosity added (5) can be rewritten formally in the form

$$\frac{\partial \rho(x, t)}{\partial t} + \frac{\partial}{\partial x} \tilde{j}(x, t) = 0, \quad \tilde{j}(x, t) = j(\rho) - \int_A^x \mathcal{L}(\rho) dx - \nu \frac{\partial \rho}{\partial x} - \mathcal{F}(t) \quad (10)$$

where  $\mathcal{F}(t)$  is some time-dependent function. Suppose that there is a shock at the position  $X_0$  connecting the densities  $\rho_l$  and  $\rho_r$ . The mass transfer across the shock is

$$\frac{\partial}{\partial t} \int_{X_0-0}^{X_0+0} \rho(x, t) dx = \tilde{j}(X_0 + 0, t) - \tilde{j}(X_0 - 0, t) = j(\rho_r) - j(\rho_l), \quad (11)$$

since the Langmuir term and the viscosity term change only infinitesimally across the shock. In the stationary state, the RHS of (11) vanishes which explains the rule (A).

- The rule (B) is due to the fact that in the boundary layer of the vanishing length  $\delta l \rightarrow 0$ , the LK term in (10) can be neglected. Consequently, for the stationary current at the boundaries we have  $\tilde{j}(x) = j(\rho(x)) - \nu \frac{\partial \rho}{\partial x} = J$ , which yields the known maximization/minimization principle[1, 22], and is equivalent to rule (B). Indeed at the left boundary  $J = j(\rho'_-)$  (see (6) for notations), and if, e.g.,  $\rho_- < \rho'_-$ , then  $\frac{\partial \rho}{\partial x} > 0$ . Consequently, we obtain  $j(\rho_-) = J + \nu \frac{\partial \rho}{\partial x} > J$ , which is exactly (6). Analogously one obtains (7)-(9).
- The rule (C) is explained by the marginal role the Langmuir kinetics plays locally in space and in time. The first, LK is very slow locally for large  $L$  (see (1)), and the second, it acts “orthogonally” on the particle distribution, not affecting directly the particle motion. Hence, the local perturbations will still spread with the velocity corresponding to the local density level  $\rho$ , thus rendering the same stability conditions for a shock as for the diffusive system without LK.  
Condition (C) is easy to check geometrically through the current-density relation: an upward (downward) shock is stable if the straight line connecting the points  $(\rho_l, j(\rho_l))$  and  $(\rho_r, j(\rho_r))$  stays below (above) the  $j(\rho)$  curve[19, 22]. Because of criterion (A) these lines are always horizontal in this case which gives zero mean velocity (but not localization) for the shock in absence of Langmuir kinetics.
- In the cases we have considered (ASEP, KLS model), the rules (A)-(C) define an unique stable solution (see an Appendix) and we believe that this is true also in general case, i.e., for arbitrary  $j(\rho)$  dependence and given choice (3) of Langmuir kinetics.

In the following we apply the general theory to specific models.

### III. REVISITING THE PARMEGGIANI MODEL

Using the differential equation (4) and the rules given above we reconsider the model by Parmeggiani et. al.. Here, the current-density relation is given by  $j(\rho) = \rho(1 - \rho)$ , which yields  $v_c(\rho) = 1 - 2\rho$ . Thus equation (4) becomes

$$(1 - 2\rho(x)) \partial_x \rho(x) = \Omega_a - (\Omega_a + \Omega_d) \rho(x), \quad (12)$$

which is identical with the mean field equation in Ref. 10 in the thermodynamic limit. We would like to stress that this coincidence is caused by the fact that the mean field current-density relation for the TASEP is exact. As is demonstrated below, equation (4) also holds when this is not the case, as e.g. for the one-dimensional KLS model.

Due to rule (A) as stated above (continuity of the current in the interior of the lattice) shocks in the interior can only occur in the case that  $\rho_l = 1 - \rho_r$ , as  $j(\rho)$  is symmetric to  $\rho = 1/2$ . Rule (C) (stability of the shock) furthermore requires that  $\rho_r > \rho_l$ . These observations coincide with Parmeggiani's findings.

We also applied our rules to  $k$ -hop exclusion models [20] (with LK added), which are a generalization of the TASEP with stationary product measures and asymmetric current-density relations. Due to this fact shocks appear, which are non-symmetric with respect to  $\rho = 1/2$ . MC simulations are in full accord with our predictions [21].

#### IV. KLS MODEL WITH LANGMUIR KINETICS

A much studied one-dimensional driven diffusive system with interactions between the particles is the following variant of the KLS model [8, 19, 22]:

In the interior, particles at site  $i$  move to site  $i + 1$ , provided it is empty, with a rate that depends on the state of sites  $i - 1$  and  $i + 2$ .

$$\begin{aligned} 0100 &\rightarrow 0010 && \text{with rate } 1 + \delta \\ 1100 &\rightarrow 1010 && \text{with rate } 1 + \epsilon \\ 0101 &\rightarrow 0011 && \text{with rate } 1 - \epsilon \\ 1101 &\rightarrow 1011 && \text{with rate } 1 - \delta \end{aligned}$$

At site 1 particles can enter the lattice provided the target site is empty. The rate depends on the state of site 2. Similarly, particles can leave the system at site  $L$  with a rate depending on the state of site  $L - 1$ . The boundaries mimic the action of reservoirs with densities  $\rho_-$  and  $\rho_+$ . For  $\rho_- = \rho_+$  the stationary state is that of an one-dimensional Ising model with boundary fields. The current-density relation can be calculated exactly using transfer matrix techniques [19]. It turns out that for strong enough repulsion between the particles ( $\epsilon \gtrsim 0.9$ ) a current-density relation with two maxima arises (see Fig. 3). The parameter  $\delta$  determines the skewness of  $j(\rho)$  with respect to the vertical line  $\rho = 1/2$ . For  $\delta = 0$ , the system has particle-hole symmetry resulting in  $j(\rho)$  being symmetric with respect to  $1/2$ . For simplicity we consider this case in the rest of the paper.

The phase diagram of this family of models with strong particle repulsion is known to exhibit 7 different phases, among them two maximal-current and one minimal-current phase. The phase diagram is determined by the interplay of diffusion, branching and coalescence of shocks [22].

When equipping these models with Langmuir kinetics one expects that a very rich phase diagram with many more than the original 7 phases will appear. We will not attempt to give this full phase diagram here, but instead present two new features, which cannot be observed in systems without a concave region in the current-density relation: localized downward shocks and double shocks.

##### A. Localized downward shocks

In the regime where the current-density relation of the KLS model exhibits two maxima at densities  $\rho_1^*$  and  $\rho_2^*$ , where  $\rho_1^* < \rho_2^*$  and a minimum at  $\rho = 1/2$  (at  $\delta = 0$ ) there is a region where downward shocks are stable according to Ref. 19, 22 (and rule (C)). These are characterized by  $\rho_l \in (0.5, \rho_2^*)$  and  $\rho_r \in (\rho_1^*, 0.5)$ . This suggests that localized downwards shocks may appear when introducing the kinetic rates. In deed, in the KLS model with Langmuir kinetics for certain values of the boundary densities  $\rho_-$  and  $\rho_+$ , which strongly depend on the kinetic rates  $\Omega_a$  and  $\Omega_b$ , one gets a stable downward shock according to rules (A,B,C). We give an example for this case on Fig. 4.

One can see that employing the general theory described above yields a stationary profile with a localized downward shock, which coincides with the MC results up to finite size effects, while a simple mean field approach would fail as it would not be able to capture the difference between the KLS model with  $\epsilon > 0$  and the TASEP (KLS with  $\epsilon = 0$ ).

## B. Localized double shocks

Let  $\rho'_{1,2}$  be defined as the inflection points of the current-density relation ( $\rho'_1 < \rho'_2$ ). As is known from the studies of the KLS model [19, 22], if we start an infinite system from a step-like initial density profile with  $\rho_- \in (\tilde{\rho}_1, \rho'_1)$  on the left and  $\rho_+ \in (\rho'_2, \tilde{\rho}_2)$  on the right, we get a time-dependent solution having two shocks: One of these has negative mean velocity, while the other has positive and in the middle there is an expanding region with  $\rho = 1/2$  (for  $\delta = 0$ ) which corresponds to the minimal current phase in a system with open boundaries[19, 22].

This leads us to the conjecture that introducing the kinetic rates for certain values of  $\rho_-, \rho_+, \Omega_a, \Omega_d$  one may achieve a stable double shock structure. In Fig. 6 we present an example for such a case. Application of rules (A,B,C), which is presented in detail in Appendix , yields the same double shock structure as the MC up to finite size effects. Note, that a simple mean field approach could not predict a double shock.

## V. CONCLUSIONS

In this work we present a hydrodynamic equation which, together with some rules treating the discontinuities, correctly describes the stationary states of one-dimensional driven diffusive systems with Langmuir kinetics and open boundaries. It captures both systems without correlations in a steady state ( as e.g. the TASEP and the  $k$ -hop exclusion models) and systems with correlations as the KLS model. For the latter the two new phenomena of a stationary localized downward shock and a localized double shock (corresponding to phase separation to three distinct regions) were presented which a mean field approach would not reproduce. The exact current of driven diffusive systems without LK enters the hydrodynamic description since the bulk has sufficient time to relax between subsequent annihilation/creation events. An interesting, paradoxical feature of these phenomena is that fluctuating shocks get localized due to extra noise (LK), which is highly unexpected.

## Acknowledgments

We wish to thank the authors of Ref. 10 for communicating their results prior to publication and M. Salerno for useful discussions. AR acknowledges financial support by Deutsche Forschungsgemeinschaft. ABK acknowledges the support of the Camille and Henry Dreyfus New Faculty Awards Program (under Grant NF-00-056) and the hospitality of Forschungszentrum Jülich.

## Appendix: DOUBLE SHOCK DENSITY PROFILE FROM THE RULES (A)- (C)

Here we demonstrate how one determines the stationary density profile using the rules (A), (B) and (C) from the section II. As an example we take the parameters which yield a double (localized) shock structure in the KLS model ( $\rho_- = 0.23$ ,  $\rho_+ = 0.745$ ,  $\Omega_a = 0.03$  and  $\Omega_d = 0.01$ ). The KLS-model parameters are:  $\delta = 0$ ,  $\epsilon = 0.9$  (see section IV).

First suppose that there is a boundary layer at  $x = 0$ . According to rule (B) it is stable only if  $\rho'_- > 1 - \rho_- = 0.77$ . If this is the case then in the bulk there is no allowed jump since these trajectories of the flow-field (see Fig. 8) stay always above  $\rho = 0.75$  (rules (A) and (C)) which yields  $\rho'_+ > 0.75$ . But then the boundary layer at  $x = 1$  does not satisfy rule (B). This contradiction shows that there is no boundary layer at  $x = 0$ . One can use the same argument to show that there is no boundary layer at  $x = 1$  either.

Now one can see that the stationary density profile close to the left boundary follows the line of the flow-field for which  $\rho(x = 0) = \rho_- = 0.23$ . Since there is no boundary layer at the right end it is clear that somewhere in the bulk it has to make a jump.

Note that this trajectory crosses the line  $\rho = \tilde{\rho}_1$  at  $x = x_1$ . Suppose that the jump takes place before at  $x < x_1$ . In this case, according to rule (A) it would jump over  $\tilde{\rho}_2 = 1 - \tilde{\rho}_1$  which would result in a boundary layer at  $x = 1$  which is not allowed. If the jump takes place at  $x > x_1$  then  $\rho_1^* < \rho_r < 0.5$  and since from this region there is no allowed jump it would end up at  $\rho_1^* < \rho'_+ < 0.5$  resulting again in an unstable boundary layer on the right side. This shows that the jump is located at  $x = x_1$  and from here the density profile follows the trajectory which starts at  $x = x_1$  with the value  $\rho = 0.5 + 0$ .

One can easily see that we need another jump to connect this trajectory with the one which ends at  $x = 1$  with

$\rho = \rho_+$ . Applying rule (A) (continuity of the current) we can get the point  $x_2$  where the second jump is located.

- 
- [1] G. M. Schütz in *Phase Transitions and Critical Phenomena* Vol 19, Eds. C. Domb and J. Lebowitz (Academic, London, 2000).
  - [2] J. Krug, Phys. Rev. Lett. **67**, 1882 (1992).
  - [3] M. R. Evans, Y. Kafri, H. M. Koduvely, and D. Mukamel, Phys. Rev. Lett. **80**, 425 (1998).
  - [4] Evans M R, Foster D P, Godrèche C and Mukamel D, J. Stat. Phys. **80** 69 -102 (1995)
  - [5] P. F. Arndt, T. Heinzel, and V. Rittenberg, J. Phys. A **31**, L45 (1998); J. Stat. Phys. **97**, 1 (1999).
  - [6] R. Lahiri and S. Ramaswamy, Phys. Rev. Lett. **79**, 1150 (1997); R. Lahiri, M. Barma, and S. Ramaswamy, Phys. Rev. E **61**, 1648 (2000).
  - [7] Y. Kafri, E. Levine, D. Mukamel, G. M. Schütz and J. Török, Phys. Rev. Lett. **89**, 035702 (2002).
  - [8] Y. Kafri, E. Levine, D. Mukamel, G. M. Schütz and R.D. Willmann, *cond-mat/0211269*.
  - [9] N. Mirin and A. B. Kolomeisky, J. Stat. Phys. **110**, 811 (2003).
  - [10] A. Parmeggiani, T. Franosch and E. Frey, to appear in Phys. Rev. Lett., *cond-mat/0301475*.
  - [11] T.M. Liggett, Trans. Amer. Math. Soc. **179**, 433 (1975).
  - [12] G. Schütz and E. Domany, J. Stat. Phys. **72**, 277 (1993).
  - [13] Derrida B, Evans M R, Hakim V and Pasquier V 1993, J.Phys.A **26** 1493 (1993) ;
  - [14] A. Kolomeisky, G. M. Schütz, E. B. Kolomeisky and J. P. Straley, J. Phys. A **31**, 6911 (1998).
  - [15] R. D. Willmann, G. M. Schütz and D. Challet, Physica A **316**, 430 (2002).
  - [16] S. Katz, J. L. Lebowitz and H. Spohn, J. Stat. Phys. **34**, 497 (1984).
  - [17] B. Schmittmann and R.K.P. Zia, in *Phase Transitions and Critical Phenomena*, Vol.17, Eds. C. Domb and J. Lebowitz (Academic Press, London 1995).
  - [18] A. Rákos, M. Paessens and G. M. Schütz, in preparation.
  - [19] J. S. Hager, J. Krug, V. Popkov and G. M. Schütz, Phys. Rev. E **63**, 056110 (2001).
  - [20] P.-M. Binder, M. Paczuski and M. Barma, Phys. Rev. E **49**, 1174 (1994).
  - [21] R. D. Willmann, unpublished
  - [22] V. Popkov and G. M. Schütz, Europhys. Lett. **48**, 257 (1999).
  - [23] A. Alberts *et al.*, *The Molecular Biology of the Cell*, (Garland, New York, 1994)

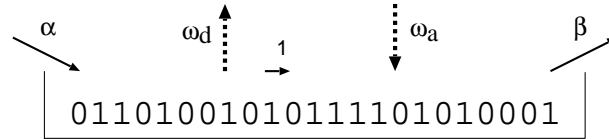


Figure 1: Possible processes and their rates in the model of Parmeggiani et. al.

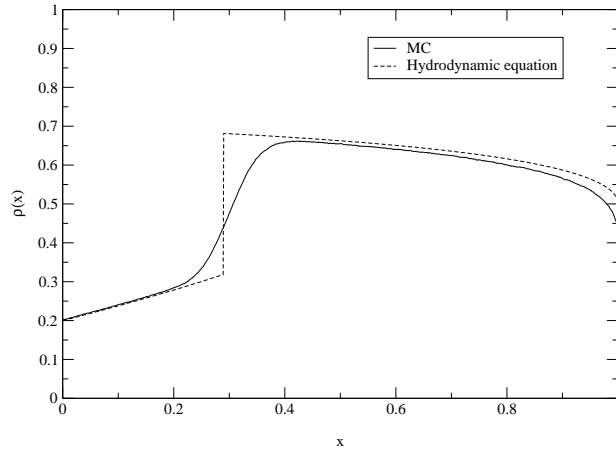


Figure 2: Example of a localized density shock in the model of Parmeggiani et. al. Parameters are  $\rho_- = 0.2$ ,  $\rho_+ = 0.6$ ,  $\Omega_a = 0.3$  and  $\Omega_d = 0.1$ . We show the results of the  $\mathbf{v}$  field approach.

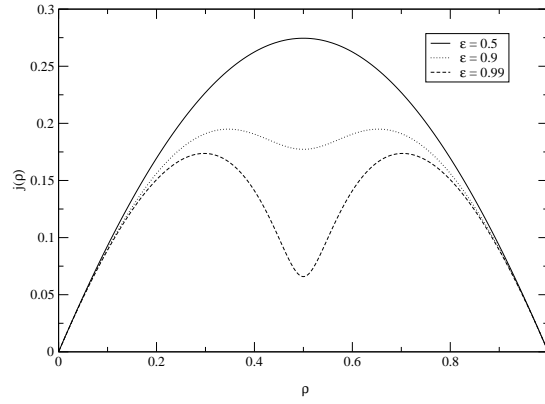


Figure 3: current-density relation for the one-dimensional KLS model for various  $\epsilon$ .

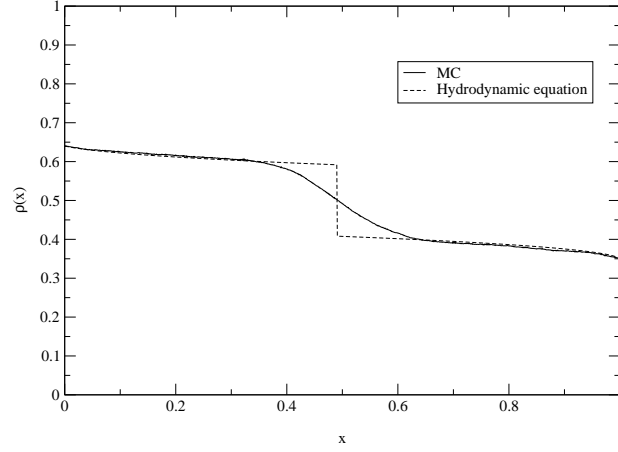


Figure 4: Profile of a localized downward shock in the KLS model with Langmuir kinetics. Parameters are  $\rho_- = 0.64$ ,  $\rho_+ = 0.35$ ,  $\Omega_a = \Omega_d = 0.05$ . We show the results of both hydrodynamic equation and Monte Carlo simulation for  $L = 1000$ . The smoothness of the MC result is due to the fluctuation of the shock position[18].

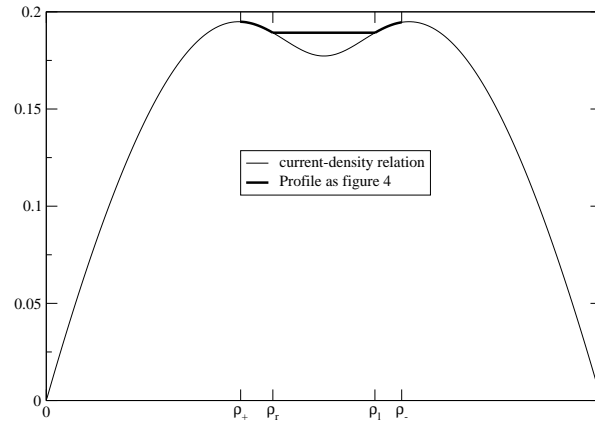


Figure 5: Path in the current-density relation for the profile shown in figure 4.



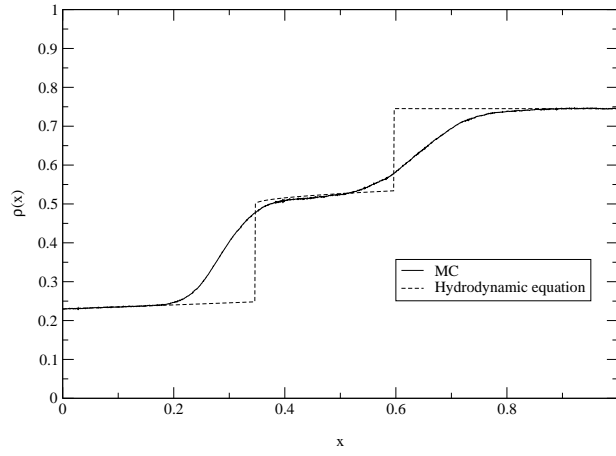


Figure 6: Profile of a localized double shock in the KLS model with Langmuir kinetics. Parameters are  $\rho_- = 0.23$ ,  $\rho_+ = 0.745$ ,  $\Omega_a = 0.03$  and  $\Omega_d = 0.01$ . We show the results of both hydrodynamic equation and Monte Carlo simulation for  $L = 1000$ . The smoothness of the MC result is due to the fluctuation of the shock position[18].

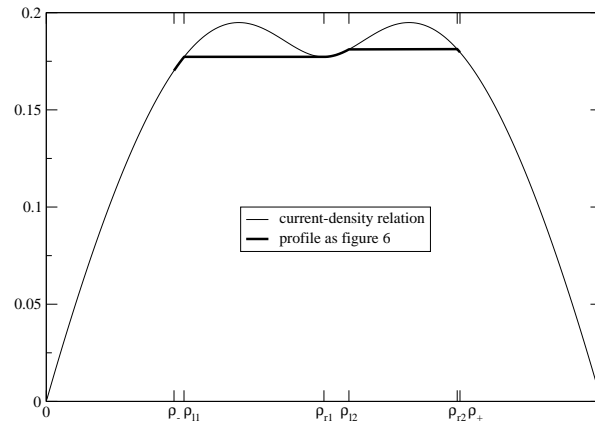


Figure 7: Path in the current-density relation for the profile shown in figure 6.

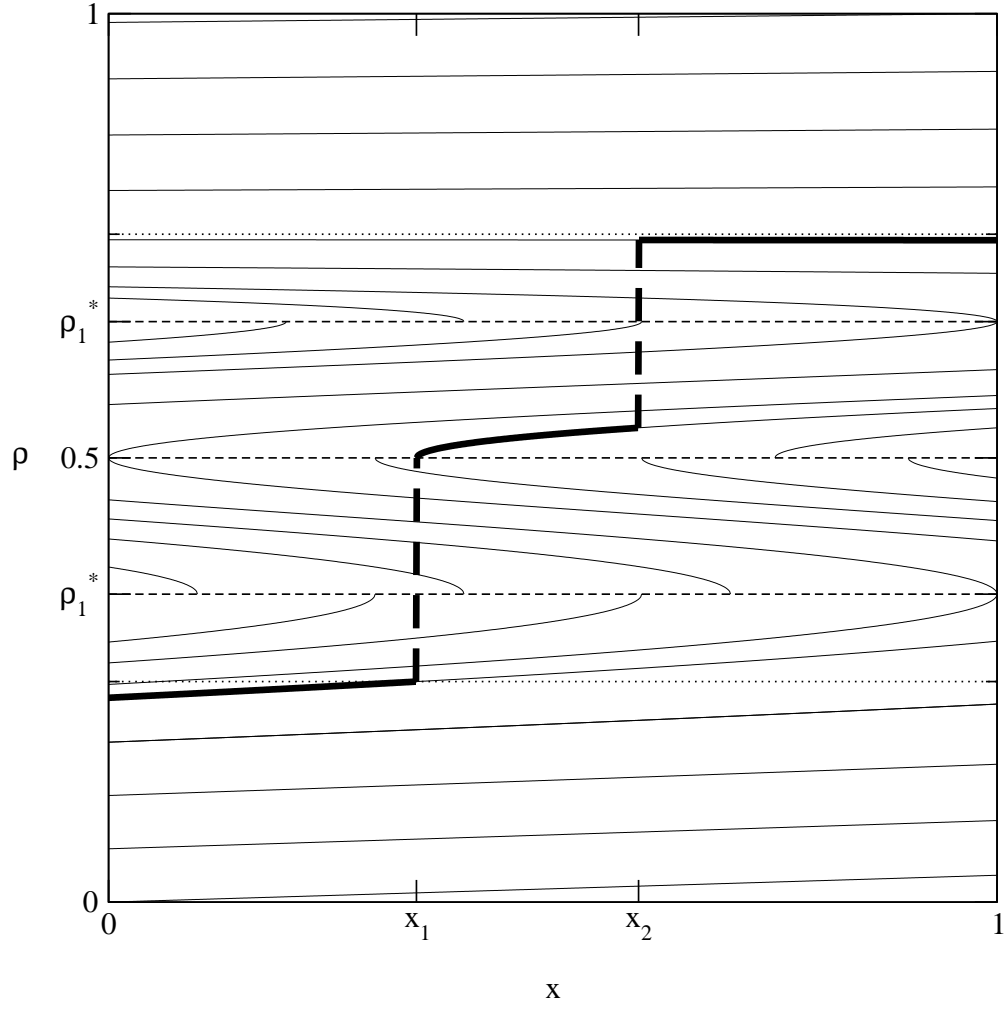


Figure 8: The flowfield of the hydrodynamic equation in the KLS model with Langmuir kinetics. Parameters are  $\delta = 0, \epsilon = 0.9, \Omega_a = 0.03, \Omega_d = 0.01$ . The thick lines show the stationary density profile for  $\rho_- = 0.23, \rho_+ = 0.745$  given by the rules (A,B,C). The dotted lines are  $\rho = \tilde{\rho}_1 \approx 0.24821, \rho = \tilde{\rho}_2 \approx 0.75178$  (see the subsection IV B for notations).