

## Bouncing gel balls

Yoshimi Tanaka,<sup>1</sup> Yoshihiro Yamazaki<sup>2</sup> and Ko Okumura<sup>3,4</sup><sup>1</sup> Department of Mechanical Systems Engineering, Toyama Prefectural University, Kosugi-machi, Toyama 939-0398, Japan<sup>2</sup> Department of Physics, Chuo University, Bunkyo-ku, Tokyo 112-8521, Japan<sup>3</sup> Department of Physics, Graduate School of Humanities and Science, Ochanomizu University, Otsuka, Bunkyo-ku, Tokyo 112-8610, Japan<sup>4</sup> Laboratoire de Physique de la Matière Condensée, Collège de France, 75231 Paris Cedex 05, France

PACS.83.80.Va { Elastic polymers in Rheology.

PACS.46.70.Lk { Structures other than beams, plates etc. in Continuum mechanics of solids.

PACS.81.05.Lg { Polymers and plastics in Material Science.

**Abstract.** { We investigated impacts of nearly elastic spherical gels (very soft balls) onto a solid substrate. The Hertz contact deformation expected in the static (elastic) limit was observed only at very small impact velocities. For larger velocities, a gel ball deformed into attenuated forms like a pancake. We measured the size of gel balls at the maximal deformation and a contact time as a function of velocities for samples different in the original spherical radius and the Young modulus. The experimental results revealed a number of scaling relations. To interpret these relations, we developed scaling arguments to propose a physical picture.

**Introduction.** { Impact of spherical objects is concerned with a wide range of subjects from daily life to solid mechanics [1,2,3]. Accordingly, it has been studied for a long time in different contexts and still continues to be an important research subject. The Hertz contact theory [4] is a classic example in the static limit within the linear elastic theory. For larger impact velocities, internal vibrations [5] and dissipative processes such as solid viscosity [6], plastic deformation [2,7] should be considered. Impact of solid spheres in a granular medium has been found to be important fundamental processes in granular flow, and has attracted a considerable attention [7,8,9]. Impacts of balls of soft matter could also be an interesting problem: unique phenomena are expected due to variety of constitutive equations and due to large deformations. For example, impact or dynamics of liquid balls has attracted a wide audience [10,11,12,13,14,15,16,17].

In this paper, we study another example from soft matter: impacts of soft gel balls vertically impinging onto a solid substrate. There the Hertz contact deformation is observed only for small velocities. For larger velocities, gel balls are attenuated globally during the impact on the substrate, i.e., expanded into the lateral direction. We present experimental data on the lateral dimension of balls at the maximal deformation and a contact time as a function of impact velocities to show the existence of a number of scaling relations. These relations are interpreted via a naive physical picture.

sample	Water	AA	BIS	E (Pa)
BIS4	100cc	10g	0.04g	$1.24 \cdot 10^4$
BIS10	100cc	10g	0.1g	$2.71 \cdot 10^4$
BIS15	100cc	10g	0.15g	$3.87 \cdot 10^4$
BIS20	100cc	10g	0.20g	$4.56 \cdot 10^4$

Table I { The composition of four samples of acrylamide gel and their Young modulus  $E$ .

**Sample gels.** { We used a series of acrylamide gels which have the same polymer concentration but different cross-link densities; acrylamide monomer (AA,  $M_w = 71.08$ ) constitutes sub-chains while methylenebisacrylamide (BIS,  $M_w = 154.17$ ) cross-links. The amount of each reagent for preparing acrylamide gels is shown in Table 1. Ammonium persulphate (1wt % of AA) and tetramethylethylenediamine (0.25vol% of water) were added to initiate and to accelerate the radical polymerization of AA and BIS. The pre-gel solutions were sealed into a spherical mold ( $R = 14\text{mm}$  or  $31.5\text{mm}$ ) consisting of two hemispherical shells. Gelation reaction was left for 24 hours at  $30^\circ\text{C}$ .

**Rheological characterization** was carried out on cylindrical gels with a rheometer (REOGEL, UBM Co.) in oscillatory compression mode. As a result, we found that the mechanical responses of our samples can be all regarded as nearly elastic. The values of  $\tan \delta$  are less than 0.02 and the real part of the complex modulus  $E^*$  is almost constant in the range of strain frequency between 0.1Hz and 100Hz for the samples except BIS4 (Here,  $\delta$  is the phase difference between the stress and the strain). Even for this softest sample,  $\tan \delta$  increases by a fairly small amount with  $f$  (for example,  $\tan \delta = 0.02$  at  $f = 0.01\text{Hz}$ ,  $\tan \delta = 0.05$  at  $f = 50\text{Hz}$  and  $\tan \delta = 0.1$  at  $f = 100\text{Hz}$ ). Table I also shows the modulus  $E^*$  at  $f = 10\text{Hz}$  which is regarded as the static Young's modulus  $E$  in the following.

**Impact experiment.** { Gel balls freely fall on a fixed aluminum plate of  $20\text{mm}$  thickness. Before impact, a gel ball is pinned at a height  $L$  from the plate by a tube sucking air weakly. The gel ball begins to fall by switching off the sucking, and then impinging onto the aluminum substrate. We coated the surface of balls in white with aluminum oxide powder to avoid sticking of the gel balls to the substrate (especially important for low impact velocities). The impact velocity  $V$  can be determined from the relation  $V = \sqrt{2gL}$ . The impact processes are recorded by a high-speed CCD video camera (Motion Coder Analyzer SR: Codak Co.) with recording rates of 1000 FPS (samples of  $R = 31.5\text{mm}$ ) or 2000 FPS (samples of  $R = 14\text{mm}$ ).

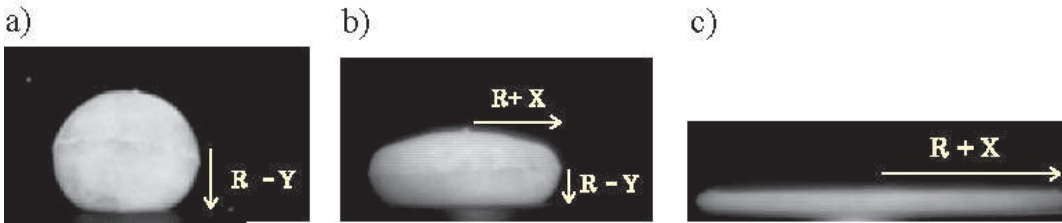


Fig. 1 { Maximum deformations of gel balls ( $R = 31.5\text{mm}$ ). a) Hertz regime for very low impact velocities (BIS10,  $V = 0.4\text{m/s}$ ). b) quasi-ellipsoid regime for intermediate velocities (BIS4,  $V = 2.0\text{m/s}$ ). c) pancake regime for high velocities (BIS4,  $V = 7.0\text{m/s}$ ).

**Experimental Results.** We found experimentally that modes of deformation are rather different depending on velocities. The form of maximal deformations can be categorized in three classes: (1) the Hertz type for very small impact velocities (Fig. 1a), (2) quasi-ellipsoid for intermediate velocities (Fig. 1b), and pancake for large velocities (Fig. 1c).

For small impact velocities the Hertz-type deformation is theoretically expected: in the static limit, because of the nearly pure elasticity of gel balls, the localized Hertz deformation should manifest. However, this theory should break down for large impact velocities where a ball deforms non-locally. Indeed, the Hertz regime can be observed only for very small velocities: the impact in Fig. 1a was achieved by dropping the gel ball from a low height  $L$  less than 1 cm (without using the sucking system) where a precise determination of  $V$  is difficult ( $V \sim 0.4$  m/s). (We note here that all the data points used in the following plots are limited to the case where velocity determination can be done rather precisely). For moderate impact velocities deformation is no longer localized around the contact area and a ball takes an attenuated shape which is quasi-ellipsoidal (Fig. 1b). For large impact velocities a ball is strongly deformed to take a pancake shape (Fig. 1c).

We measured a horizontal radius  $R + X$  (see Fig. 1) at the maximal deformation and a contact time at various conditions. As shown below, we found that these experimental data can be well characterized by a length scale  $R$ , a sound velocity  $V_c$  and a corresponding time scale  $\tau_c$ :

$$\tau_c = \frac{R}{V_c} \quad (1)$$

$$\tau_c = R/V_c; \quad (2)$$

where  $\rho$  is the density of gel balls ( $\rho \sim 1.05 \times 10^3$  kg/m<sup>3</sup>). Characteristic scales  $V_c$  and  $\tau_c$  come out naturally from theoretical considerations presented below.

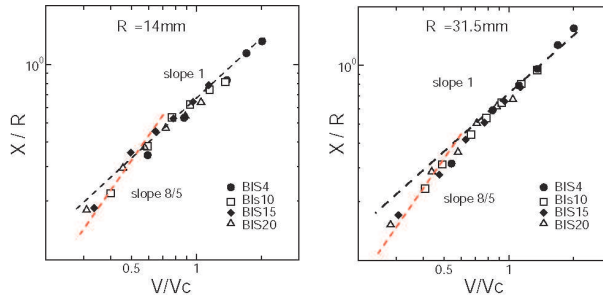


Fig. 2 { Maximal deformation  $X/R$  as a function of impact velocities  $V/V_c$  for (a) smaller samples ( $R = 14$  mm) and (b) larger samples ( $R = 31.5$  mm). Two dashed lines in the plots corresponds to lines with slopes 1 and 8/5, respectively.

Fig. 2 shows the maximal deformation  $X/R$  as a function of reduced velocities  $V/V_c$ . As mentioned above, owing to the characteristic scales  $R$  and  $V_c$ , data from four samples for each size ( $R = 14$  mm or 31.5 mm) collapse well onto a single behavior which can be divided in two regimes as indicated by two dashed lines with different slopes (8/5 and 1). For large velocities ( $V \gg V_c$ ) it scales as  $X \propto V$  while for small velocities ( $V \ll V_c$ )  $X \propto V^n$  with  $n$  being a certain value larger than the unity. A theoretical value of the exponent,  $n = 8/5$ , for the small velocity region seems consistent with the data (see below).

Fig. 3 shows a contact time  $\tau_c$  as a function of velocities. The two plots collapse well onto a single master curve in Fig. 4, thanks to the characteristic scales  $\tau_c$  and  $V_c$  as mentioned above.

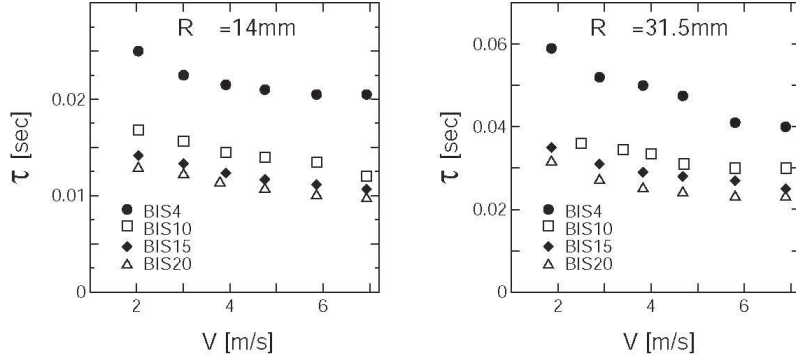


Fig. 3 { Contact time as a function of velocities  $V$  for gelballs of radius  $R = 14\text{mm}$  (a) and  $R = 31.5\text{mm}$  (b).

The contact time decreases with increase in velocities following a scaling law ( $\tau \propto V^{-1/5}$ ) and seems to approach a constant value (Figs. 3 and 4). The plateau value is of the order of millisecond. This value increases with the size  $R$  while decreases with the modulus  $E$ . Accordingly, data from different sizes and moduli collapse by the characteristic scale  $V_c$ .

As seen above, both  $X$  and  $\tau$  can be divided in two regimes by a characteristic velocity of the order of m/s. This velocity scale increases with a modulus  $E$  (this can be confirmed due to the data collapse via renormalization of velocity by  $V_c$ ).

Theoretical considerations. { As mentioned above and as seen from the snapshots at the maximum deformation, modes of deformation seem to change with increase in impact velocity: from (1) Hertz type, to (2) ellipsoid, and then to (3) pancake (see Fig.1). We shall develop a theory based on these observed forms of deformation. We note in advance that experimental results can be understood by combining only the two limiting regimes (Hertz and pancake). However, we still present the result based on the ellipsoid approximation as reference, which is consistent with the experimental results in the turn-over regime. We start from scaling arguments for the Hertz regime only to reproduce the essential properties of the well-known complete analytical solution. The arguments are then extended to the other regimes.

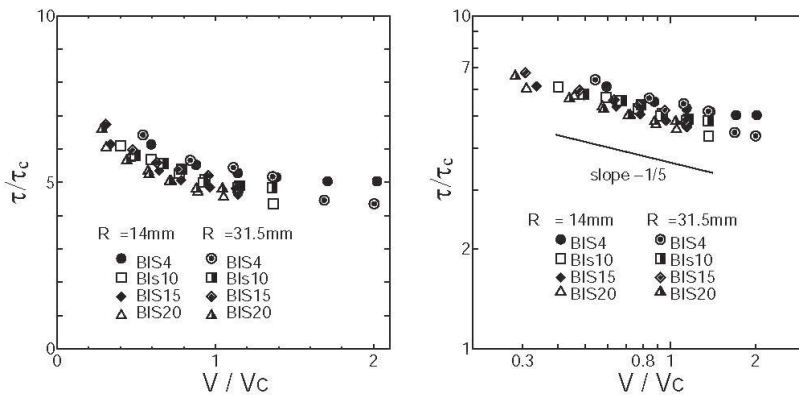


Fig. 4 { Reduced plot of a contact time versus impact velocity  $V$ . The right plot suggests a scaling relation  $\tau \propto V^{-1/5}$ .

In the Hertz regime at small impact velocities, the elastic energy stored at the maximum deformation can be estimated dimensionally as  $U_H \sim E (Y=a)^2 a^3$  with  $E$  being the elastic modulus of the ball ( $Y$  is defined as in Fig.1 and  $a$  is the radius of the contact area); a strain field of the order of  $Y=a$  is localized in a volume of the order of  $a^3$  (the deformation field relaxes out at a distance of the order of  $a$  from the contact surface because the strain field is governed by the Laplace equation). Due to the geometrical relation  $Y^2 = a^2 = R$  with  $R$  being the radius of the ball, the energy reduces to the well-known form:

$$U_H \sim E \frac{P^5}{R^5 Y^5} \quad (3)$$

Assumption of the energy conservation between the initial time and the maximally-deformed moment  $M V^2 \sim U_H$  ( $M \sim R^3$  is the mass of the ball) leads us to an estimate for the contact time  $Y=V$ , which results in a well-known relation,

$$t_c \sim (V=V_c)^{1/5} \quad (4)$$

where the characteristic scales  $V_c$  and  $t_c$  given in Eqs. (1) and (2) have naturally come out. This implies a moderate increase of the contact time with decrease in velocity. To obtain a non-trivial  $X \sim V$  relation, we assume that in our "Hertz regime" the shape is a sphere cut out by a plane (see below) and require the incompressibility condition: the part of the sphere cut out by the substrate is compensated by an increase in radius, i.e.,

$$a^2 Y \sim R^2 X : \quad (5)$$

Combined with the previous relation of the energy conservation, we have the relation between impact velocity and deformation in the horizontal direction as mentioned above:

$$X \sim R (V=V_c)^{8/5} \quad (6)$$

In the ellipsoid regime at intermediate velocities, the maximum elastic energy is given by  $U_E \sim E (Y=R)^2 R^3$ ; a strain field of the order of  $Y=R$  ( $X=R$ ) is distributed within the whole volume of the order of  $R^3$ . Note here the relation,  $Y = 2X$ , which expresses the condition of volume conservation for small deformation ( $X=R < 1$ ). Thus, we have

$$U_E \sim E R Y^2 \quad (7)$$

The energy conservation,  $M V^2 \sim U_E$ , allows us to obtain an estimate for the contact time and a velocity-radius relation,

$$t_c \quad (8)$$

$$X \sim R (V=V_c) \quad (9)$$

In the pancake regime at high velocities, where  $X > R > Y$ , the maximum energy becomes  $U_P \sim E (R+X)^2 R^3$  (the ideal rubber deformation energy), or a linear spring energy

$$U_P \sim E R X^2$$

Noting that, in this case, the contact time might well be estimated not by  $Y=V$  but by  $X=V$  due to an analogy with a spring system (physically, we can imagine that after a strong impact the vertical velocity is immediately redirected toward the horizontal direction), we obtain the same scaling relations with the ellipsoid case (Eqs. (8) and (9)).

The transition between the Hertz and the ellipsoid regimes is given by the condition,  $U_E = U_H$ , which implies  $Y = R$ . In terms of velocity this is expressed as  $V = V_c$  (compare Eqs. (4) and (8)). On the other hand, the transition between the ellipsoid and the pancake regimes should be marked by  $X > Y$ , or  $V > V_c$ . What suggested here is that the ellipsoid regime might be covered over with the other two regimes.

We summarize the above theoretical predictions which agree with experimental observations: (1)  $X$  scales as  $X = R (V = V_c)^{8/5}$  for small velocities but as  $X = R$   $V = V_c$  for large velocities. (2) The contact time is constant for large impact velocities but below a certain velocity it deviates from the plateau value and increases with velocity decrease following a scaling law,  $V^{-1/5}$ . Typical plateau value  $\tau_c$  for our samples is of the order of a few ms. It increases with  $R$  while decreases with  $E$ . (3) Both  $X$  and  $\tau$  can be divided in the two regimes by a transition velocity  $V_c$ . Typical value  $V_c$  is of the order of a few m/s and it increases with  $E$ . (4) Data should be well characterized by reducing size, time, and velocity variables by scales  $R$ ,  $\tau_c$ , and  $V_c$ , respectively.

In our Hertz regime, we assumed that the shape is a sphere cut out by a plane and, in addition, we required Eq. (5), which is natural at least in the case of water drops where the surface energy is dominant [13,18]. As a result, we have a global strain  $X = R$  distributed over the whole volume  $R^3$ , in addition to the original local distribution  $Y = a$  over  $a^3$ . The former extra energy is far smaller than the latter with a small ratio  $\epsilon = (a/R)^3$ ; this correction does not change our previous analysis.

Conclusion. { Experimentally, a scaling relation  $X \propto V$  for large velocities is shown and this relation seems to change into another scaling relation with a stronger power below  $V = V_c$ . Another scaling relation  $\tau \propto V^{-1/5}$  for small velocities is also shown while for larger velocities ( $V \gg V_c$ ) seems to approach a plateau value. These behaviors of  $\tau$  and  $X$  can be explained by a theory which starts from experimentally observed shapes of balls at the maximal deformation and employs an energy conservation. This theory also leads to a prediction  $X \propto V^{8/5}$  for small velocities, which seems consistent with experimental data.

Discussion. { Experimentally it is impossible to observe a wide plateau region of the contact time predicted by the pancake form and only an asymptotic behavior (or the ellipsoid behavior) to this limiting result is observed. This is because of (1) it is practically difficult to achieve such high impact velocities by the present experimental setup and (2) it is inherently impossible to exceed a certain high impact velocity above which the impact causes irreversible damages to gel balls.

The effect of gravity can be another source of increase in contact time with decrease in impact velocity as might be the case in some bouncing water drops [19]. In the present case, however, this possibility seems to be excluded; the ratio  $M g Y = U_H = g R (R = Y)^{3/2} = E$  suggests that the gravitational energy  $M g Y$  becomes important only for  $Y \geq 0.04R$ , which is outside of our experimental region. Furthermore, if we define the length  $l_g$  by  $g l_g = E$ , which is a counterpart of the capillary length, this is about 1m and is well beyond the characteristic length scale  $R$  (of the order of cm). This also suggests a weak gravity effect. These arguments, in turn, suggest that the gravity may play a role for very small deformations, which are not studied here.

The effect of viscosity is possibly more important and will be discussed in detail elsewhere. In fact, if we closely look at Fig. 4 we find that the behavior of the softest sample with the highest dissipation seems to deviate slightly from the others (if we removed these points from these plots, the data collapse would be much better). This suggests a possibility that viscous effects become important already for the softest sample.

Acknowledgements. { Y.T. thanks Yuji Kozono and Yoshimiyamoto for their instruction in the rheological measurements. Y.T. also thanks Takanobu Sato for his cooperation at the early stage of this study. Y.T. and Y.Y. thank Mitsugu Matsushita for his encouragement. K.O. benefited a lot from David Quere through useful discussions. K.O. is very grateful to P.-G. de Gennes for realizing his third stay in Paris financially supported by College de France. K.O. also appreciates Christophe Clanet and Frederic Chevy for discussions. This work is also supported by an internal grant of Okanomi University.

## REFERENCES

- [1] JOHNSON K. J., Contact Mechanics (Cambridge University Press, Cambridge, 1960).
- [2] GOLDSMITH W. J., Impact (Edward Arnold Pub., London, 1960).
- [3] STRONGE W. J., Impact mechanics (Cambridge University Press, London, 2000).
- [4] HERTZ H., J. Reine Angew. Math. 92 (1882) 156.
- [5] GERL F. and ZIPPELIUS A., Phys. Rev. E, 59 (1999) 2361.
- [6] KUWABARA G. and KONO K., Jpn. J. Appl. Phys., 26 (1987) 1230.
- [7] LABOUEL L., ROSATO A. D. and DAVEN N., Phys. Rev. E, 56 (1997) 5717.
- [8] MORGADO W. A. M. and OPPENHEIM I., Phys. Rev. E, 55 (1997) 1940.
- [9] HAYAKAWA H. and KUNINAKA H., Chem. Eng. Sci., 157 (2002) 239 and references therein.
- [10] BERGERON V. and QUERE D., Phys. World, 14 (2001) 27.
- [11] RICHARD D., CLANET C. and QUERE D., Nature (London), 417 (2002) 811.
- [12] RICHARD D. and QUERE D., Europhys. Lett., 50, 769 (2000).
- [13] MAHADEVAN L. and POMEAU Y., Phys. Fluids, 11 (1999) 2449.
- [14] BERGERON V., BONN D., MARTIN J. Y. and VOVELLE L., Nature (London) 405 (2000) 772.
- [15] PEREZ M., BRECHET Y., SALVO L., PAPOULAR M., and SUERY M., Europhys. Lett. 47 (1999) 189.
- [16] AUSSILLOUS P. and QUERE D., Nature (London), 411 (2001) 924.
- [17] MAHADEVAN L., Nature (London), 411 (2001) 895.
- [18] De Gennes P.-G., Brochard-Wyart F., and QUERE D., Gouttes, bulles, perles et ondes (Belin, Paris, 2002).
- [19] OKUMURA K., CLANET C., RICHARD D. and QUERE D., "Water spring: a model for bouncing drops," Europhys. Lett. (submitted, [arXiv:cond-mat/2012.1511](https://arxiv.org/abs/2012.1511)). In the case of water drop, we cannot consider the Hertz type deformation as the source of the contact time increase with decrease in velocities because such deformation mode results in the constant contact time (note that there are no elastic contributions and the surface increase scales as  $X^2$ ).