

Localization-delocalization transition in a presence of correlated disorder: The Random Dimer Model

Tigran Sedrakyan

ITP, University of Bern, Sidlerstrasse 5, CH-3012, Bern,
Switzerland and Yerevan Physics Institute, B. Alikhanian str.2, Yerevan 36, Armenia
(Dated: January 29, 2020)

The one dimensional dimer model is investigated and the localization length calculated exactly. The presence of delocalized states at $E_c = \epsilon_a, \epsilon_b$ of two possible values of the chemical potential in case of $j_a = j_b = j/2$ is confirmed and the corresponding indices of the localization length were calculated. The singular integral equation connecting the density of states with the inverse of the localization length is solved and the analytic expression for the density of states compared with the numerical calculations.

After Anderson's works [1], [2] it became clear that all states of the systems in one or two dimensional spaces, which are putted into the fully disordered potential field (independent site-energy disordered Anderson model), are exponentially localized. In [3]–[6] it has been shown, that this claim is true for any strength of disorder and the localization is present in less than three dimension even for an infinitesimal amount of full disorder. The idea arises that the type of disorder underlies of localization-delocalization (insulator-metal) transition of one dimensional systems and in order to understand its nature we need to investigate the conditions, under which delocalized states can appear. That is why it is necessary to consider experimentally [25] and theoretically [7]–[24] one-dimensional system with short (or long)-range correlated disorder, where the random variables are not fully independent, but are correlated at short (long) distances. The vanishing of the localization and the appearance of diffusion of electrons by correlations was further put forward for the explanation of high conductivity of polymers such as doped polyaniline, which can be approached by random-dimer model [8], [11]. The transport properties of random semiconductor superlattices also exhibits [23, 24, 25] delocalization in case of correlated disorder.

One of the simplest tight-binding and numerically best studied model with nearest-neighbor correlated disorder is the random-dimer model [9]–[14], where one (or both) of two possible values of site potentials ϵ_a and ϵ_b are random in pairs and appearing with probabilities p and $1-p$. In these papers authors have analyzed mentioned model and it was shown numerically that initially localized electron can become delocalized if $j_a = j_b = j/2$ (here t is a constant electron hopping coefficient). In the paper [15] the authors have studied the dimer model by numerical and semi-analytical methods. In case when both site potentials appear in pairs, they have calculated the critical energies coinciding with results of [9], and correlation length index $\nu = 2$ (superdiffusion) when $j_a = j_b < j/2$, and equal to 1 for $j_a = j_b = j/2$. They presents also some calculations of the density of states and correlation length indices for different values p for the probability. In the papers [16], [17] analogous results was obtained by use

of numerical methods. An interesting analytic approach was developed in [18].

Since in all papers above the calculations were done mainly numerically (though there are some analytical arguments supporting the presence of delocalized point), the question whether the correlation length is finite at some point (critical point) or infinite and equal to lattice size (extended state), remains open. In order to answer to this questions it is meaningful to calculate the critical energy, correlation length, correlation length index and the density of states of paired-dimer model analytically and compare it with already obtained numerical results. Our aim in this article is to fill this gap and, by use of technique developed in [23] and [24], investigate the physical quantities mentioned above analytically.

In this article we will concentrate on one-dimensional tight-binding model of random binary alloy with on site potential field ϵ_a, ϵ_b , which are assigned randomly on the lattice sites with probabilities p and $(1-p)$ correspondingly. As it was mentioned above, the diffusion of electrons may occur if we introduce a short range correlation in the distribution of the site potentials. Here we focus on a particular realization of the dimer model, when the site potentials appear always in pairs. The example of certain lattice segment is $\cdots a a a a b b b a a b b b b a a \cdots$, and it is clear that we have correlation in the probability distribution of nearest-neighbor site potentials.

We calculate the dimensionless Landauer resistance (correspondingly Landauer exponent) analytically and compare it with numerical simulations of Lyapunov exponent. In the articles [20] Anderson and coauthors have argued, that the Lyapunov exponent is simply the half of Landauer one. Later, Kappus and Wegner have shown in [21] (confirmed in [22]), that in band center can be anomaly. In Figure 1 we present our result (for $\epsilon_a = \epsilon_b = t$ case) for the Lyapunov and the half of Landauer exponents. One can see the perfect coincidence in a wide central region (and in the whole region in general). Analytic calculations of the Landauer resistance and the correlation length shows the existence of two real critical points with critical energies $E_{crit}^{(1)} = \epsilon_a$, and $E_{crit}^{(2)} = \epsilon_b$ if $j_a = j_b = j/2$. All other states are localized. We confirm

the results of the [9] and [15] in the region $j_a - b_j < 2t$ where there is a super-diffusion with correlation length index $\nu = 2$. However the situation is different in case $j_a - b_j = 2t$. Our analytical calculations show, that the correlation length index $\nu = 1$ when approaching to the critical points a and b from inside, while $\nu = 1/2$, when approaching from outside of the segment $[a, b]$. It seems to us that this fact was not observed in the earlier works.

We have analyzed also the density of states. In the article [27] D. Thouless has found a singular integral equation connecting the density of states with the Lyapunov exponent. By differentiating this equation (which is Carleman's equation) one can reduce it to Hilbert transform problem. In order to find a solution by expressing the density of states via the derivative of the Lyapunov exponent we have used the theory of singular integral equations presented in the excellent book by Muskhelishvili [28]. In a class of functions which have a finite derivatives in all points the solution is defined by one arbitrary constant, which will be fixed by the condition that the integral of density of states is equal to one. We are presenting this solution with use of half of Landauer exponent and compare it with the numerical calculation (which have been also presented earlier in [15]). Again, we found an excellent correspondence of two results in the central critical region. The numerical data exhibits strong fluctuations at the edges of the energy region due to lack of enough large N size of thermodynamic limit. But if one will allow the presence of points where the derivative of the density of states is infinite, then one can find other solutions. Unfortunately present numerical calculations are not allowing to answer to this question precisely, but it is clear, that by fixing the number and places of the singular points we can find a unique solution for the density of states.

The Schrodinger equation for the stationary eigenstates $\psi_i(E)$ of the eigenenergy E is

$$(E - \epsilon_i) \psi_i - t(\psi_{i-1} + \psi_{i+1}) = 0; \quad i = 1; 2; \dots; N; \quad (1)$$

where ϵ_n is the chemical potential at the site n (it can be regarded also as an external potential), N is the number of atoms in the system and we have re-scaled the energies by the hopping parameter t . Let us define $\epsilon_a - \epsilon_b = m$.

The Schrodinger equation (1) can be written via the 2×2 Transfer matrix T_i as follows

$$\begin{pmatrix} \psi_{i+1} \\ \psi_i \end{pmatrix} = \begin{pmatrix} E - \epsilon_i & 1 \\ t & 0 \end{pmatrix} \begin{pmatrix} \psi_i \\ \psi_{i-1} \end{pmatrix} \quad T_i \quad \begin{pmatrix} \psi_i \\ \psi_{i+1} \end{pmatrix} \quad (2)$$

One can easily find out following property $T_i^{-1} = -2T_i^y$ (T_i^y is Pauli matrix), which means that T_i is an element of the group $SU(1;1)$. By iterating this equation we can relate $(\psi_{i+1}; \psi_i)$ and $(\psi_0; \psi_1)$:

$$\begin{pmatrix} \psi_{i+1} \\ \psi_i \end{pmatrix} = \begin{pmatrix} 1 & 0 \\ 0 & 1 \end{pmatrix} \prod_{k=i}^{i-1} T_k \begin{pmatrix} \psi_1 \\ \psi_0 \end{pmatrix}; \quad (3)$$

where the product $M_N = \prod_{i=1}^N T_i$ is the total Transfer matrix of the system of N unit cells.

Oseledec's theorem [26] states that the eigenvalues of following matrices

$$M_N = M_N M_N^y \quad ; \quad (4)$$

have a limit with nonnegative λ , which called Lyapunov exponent. Due to self-averaging property λ is equal to $\langle \log \rangle$. This quantity is very hard to calculate directly. Instead, the calculation of the matrix $G_N = M_N M_N^y$ and its disorder average can be done exactly [23]. The dimensionless Landauer resistance $\mathcal{R} = \langle G_{12;21} \rangle$ is defined by the $12;21$ matrix element of G .

By use of the formula for decomposition of direct product of two spin-1/2 states into the direct sum of scalar and spin-1 states, we can decompose the direct product of T_j and T_j^{-1} matrices into scalar and spin-1 parts as

$$(T_j)_{\alpha\beta} (T_j^{-1})_{\gamma\delta} = \frac{1}{2} (\delta_{\alpha\gamma} \delta_{\beta\delta}) + \frac{1}{2} (\delta_{\alpha\delta} \delta_{\beta\gamma} - \delta_{\alpha\delta} \delta_{\beta\gamma}) \quad ; \quad (5)$$

where $\delta_j = 1; 2; 3$ are Pauli matrices. In this expression the Kronecker δ 's define the scalar part, while

$$\delta_j = \frac{1}{2} \text{Tr} T_j T_j^{-1} \quad (6)$$

defines the spin-1 part. By multiplying the expression (5) from the left and right hand sides by δ_j we will have

$$(T_j)_{\alpha\beta} (T_j^{-1})_{\gamma\delta} = \frac{1}{2} (\delta_{\alpha\gamma} \delta_{\beta\delta}) + \frac{1}{2} (\delta_{\alpha\delta} \delta_{\beta\gamma} - \delta_{\alpha\delta} \delta_{\beta\gamma}) \quad ; \quad (7)$$

As it was shown in the article [23], the similar expression is correct for the total Transfer matrix M_N , but instead of δ_j we will have a product $\prod_{j=1}^N \delta_j$.

Now we should take into account the disorder and calculate the average of \mathcal{R} by random distribution of pairs of potentials $(\epsilon_a; \epsilon_a)$ and $(\epsilon_b; \epsilon_b)$.

$$\mathcal{R} = \frac{1}{2} \sum_{j=1}^N \left(\delta_j^2 + \frac{1}{2} (\delta_j^2 - \delta_j^2) \right) \quad ; \quad (8)$$

where δ_j^2 is defined as

$$(\delta_j^2) = \frac{1}{2} \text{Tr} T_j^2 [T_j^2]^{-1} \quad ; \quad (9)$$

In the Dirac model under consideration we should average the square of δ_j as

$$\langle \delta_j^2 \rangle = p \langle \delta_j^2(a) \rangle + (1-p) \langle \delta_j^2(b) \rangle; \quad (10)$$

where the $\delta_j(a)$ and $\delta_j(b)$ are calculated for the site potentials ϵ_a and ϵ_b respectively.

Without losing the generality one can choose $a = m=2$ and $b = m=2$. Then the resulting matrix will have the following elements:

$$\begin{aligned}
11 &= [2 + (E - m=2)^2 - 4(E - m=2)^2] \frac{1}{2} \frac{p}{2} \\
&+ [(E + m=2)^4 - 4(E + m=2)^2 + 2] \frac{p}{2}; \\
12 &= (E - m=2)^2 - 2(E - m=2)^2 \frac{1}{2} \frac{p}{2} i \\
&+ (E + m=2)^2 (E + m=2)^2 - 2 \frac{p}{2} i; \\
13 &= (E - m=2)^2 - 2(E - m=2)(p - 1) \\
&(E + m=2)(E + m=2)^2 - 2)p; \\
21 &= (E - m=2)^2 - 2(E - m=2)^2 \frac{p}{2} \frac{1}{2} i \\
&(E + m=2)^2 (E + m=2)^2 - 2 \frac{p}{2} i; \\
22 &= (E - m=2)^4 + 2 \frac{1}{2} \frac{p}{2} + (E + m=2)^4 + 2 \frac{p}{2}; \\
23 &= (E - m=2)^3 (1 - p)i + (E + m=2)^3 pi; \\
31 &= (E - m=2)^2 - 2(E - m=2)(1 - p) \\
&+ (E + m=2)(E + m=2)^2 - 2)p; \\
32 &= (E - m=2)^3 (1 - p)i + (E + m=2)^3 pi; \\
33 &= 1 - 2(E + m=2)^2 + 4(E + m=2)m(1 - p) \\
&2m^2(1 - p): \quad (11)
\end{aligned}$$

By the formula (3) $N = M_{12} \rightarrow 0$ we have $\frac{j}{j} \frac{N}{j} = M_{12} M_{21}^+$ and from

$$\begin{aligned}
\text{Im } M_{12}^+ M_{21} &= \frac{1}{2} [(N=2)^{22} - (N=2)^{11} - i(N=2)^{12} \\
&+ i(N=2)^{21}]', \quad \frac{N=2}{m_{\text{ax}}} \quad (12)
\end{aligned}$$

it is clear, that $\frac{j}{j} \frac{N}{j} i \frac{N}{m_{\text{ax}}} = e^{2N} = e^{\frac{2N}{(E)}}$, where $m_{\text{ax}} = e^4 = e^{\frac{4}{(E)}}$ is the closest to unity eigenvalue of $= h \frac{2}{j} i$. Therefore the quantity $= \text{Im } M_{12}^+ M_{21}$, which is (see for example [27]) nothing but inverse module square of the Green function, defines the ratio of retarded over transmitted probabilities $\frac{r_j}{t_j}$ and can be regarded as the Landauer resistance. The closest to unity from above eigenvalue of $h \frac{2}{j} i$ for an energy value E defines the localization length $= \frac{4}{\ln m_{\text{ax}}}$ given in units of the length of the unit cell.

Strictly speaking the Lyapunov exponent, defined by (4), differs from the Landauer. According to Anderson et al. [20] $= 2$. But, even when according to [21, 22] there is an anomaly, it is absolutely clear, that both exponents should define the same critical behavior (with the same critical index) at the same point E_c . Around that point they can differ only by constant multiplicative factor, which probably close to $1/2$. In Figure 1. we demonstrate the result of numerical simulations of Lyapunov exponent (dots) and the half of Landauer exponent, which

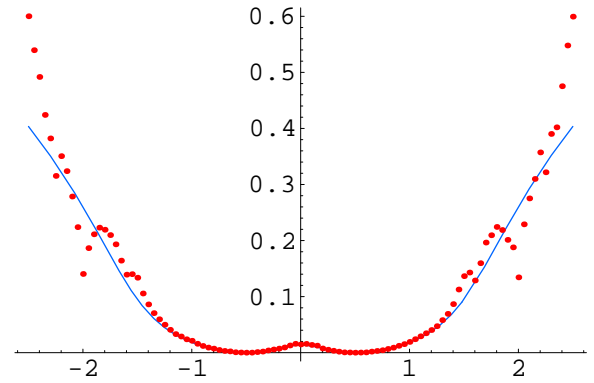


FIG. 1: $m=1$, $p=1/2$. Dots mark the Lyapunov exponent obtained by simulation of the chain of length 30000, while the curve is the half of Landauer exponent.

one can get from the formulas (11) and (12). We see perfect coincidence in the wide region around band center and in whole region in general.

The delocalized states are corresponding to the critical points $(E_c) = 1$ and can be found by the condition

$$\begin{aligned}
\det jid \quad j & \\
2(E + m=2)^2 (E - m=2)^2 m^2 (1 - p)p &= 0 \quad (13)
\end{aligned}$$

and we see that $E_c = m=2$, in full accordance with original numerical observations of the articles [7, 8, 10, 11].

One can find out the closest to unity eigenvalue m_{ax} by solving characteristic cubic equation for the matrix (11) and, therefore, calculate exactly the correlation length $(E) = 4 = \log[(E)]$.

For future considerations we will set $p = 1/2$ for simplicity. Asymptotics of (E) around critical points $E_c = 0; m$, which defines the correlation length indices, are $(E) = 6 = (E + m=2)^2$, (or $6 = (E - m=2)^2$), for $m < 2$ and

$$(E) = \begin{cases} \frac{8}{2} \frac{p}{2} (E + 1)^{1=2} & \text{for } E \rightarrow 1^- \\ 4(E + 1)^{-1} & \text{for } E \rightarrow 1^+ \\ \frac{4}{2} \frac{p}{2} (E - 1)^{-1} & \text{for } E \rightarrow 1^- \\ \frac{4}{2} \frac{p}{2} (E - 1)^{1=2} & \text{for } E \rightarrow 1^+ \end{cases} \quad (14)$$

for $m = 2$ respectively.

As we see, $= 2$ in the case $m < 2$. For $m = 2$ we see $= 1=2$, when we are approaching the critical points $E_c = 1$ from the outside of the region $[1; 1]$, while $= 1$, when we are approaching them from the inside. One can check by direct calculations that these critical indices are independent from the choice of value of p .

Now let us analyze the density of states. According to article [27] the density of states (E) has connected with the Lyapunov exponent (E) as

$$(E) = \frac{Z}{D} (E^0) \log |E^0 - E| E^0; \quad (15)$$

where D is the energy region of non-zero density of states and ρ_D should be understood as a Cauchy principal value. In our problem of dimers it is defined by the interval $2 - m = 2 < E < 2 + m = 2$, because the kinetic energy on lattice can vary only in the interval $[-2; 2]$ only.

Let us now differentiate the left and right hand sides of the equation (15) by E and bring it to Hilbert transform form

$$\frac{d \rho(E)}{dE} = \frac{1}{\pi} \int_D \frac{\rho(E^0)}{E^0 - E} dE^0 \quad (16)$$

The formula (14) shows that the cases $m = 2$ and $m < 2$ are essentially different. Therefore we will consider cases $m = 1$ and $m = 2$ separately.

In case of $m = 1$, when we suppose that all derivatives of the $\rho(E)$ and $\rho^0(E)$ functions are finite in the energy interval $[-2.5, 2.5]$ besides the end points, according to [28] the general solution will be

$$\rho(E) = -\frac{1}{2\pi^2} \frac{1}{E^2} - \frac{1}{2\pi^2} \int_{-2.5}^{2.5} \frac{\rho^0(E^0)}{(E^0)^2} \frac{d \rho^0(E^0)}{dE^0} dE^0 + C \quad (17)$$

It appears that $\int_D \rho(E) dE = C$ and C therefore should be set to be equal to one.

Let us now put the half of Landauer exponent $\rho(E) = 2 = \frac{\ln m}{8}$ into the expression (17) and find the

corresponding density of states. In the Fig 2 we present this solution together with numerical calculation of the density of states, made for a chain of length $N = 100$, averaged over random dimerizations of the ensemble of 20000 examples. As in the case of exponents we see very good correspondence of two curves in the energy region $E \in [-1.8; 1.8]$, but numerical data are strongly fluctuating outside of that. This is the region, where the correlation length becomes of order of lattice size. Due to the lack of precision of numerical calculations we can not say precisely whether $\rho(E)$ has singularities of derivatives or not. If it could be possible, we could choose singular solution of Hilbert problem and determine the density of states more correctly. As we see, the analytic density of states is in good agreement with numerical simulations in the central critical region.

The case of $m = 2$ is more complicated. One can easily find out from the expression (14), that the derivative of Lyapunov exponent has singular derivative at the points $E = \pm 1$ approaching them from the outside. Therefore, first we should extract that singular behavior part from the $\rho^0(E)$, find a solution for that function and add it back to the solution afterwards. Again, following the technique of solving singular integral equations presented in the book [28] for the case of multiply connected region of integration, one can find the following expression for the density of states.

$$\rho(E) = -\frac{1}{2\pi^2} \frac{1}{E^2} - \frac{1}{2\pi^2} \int_D \frac{\rho^0(E^0)}{(E^0)^2} \frac{d \rho^0(E^0)}{dE^0} dE^0 + \frac{i}{2} + \frac{1}{2} \frac{1}{1 - E^2} \quad [E; 1; 1];$$

where $D = [-3; 1.3] + [1; 1] + [1.3; 3]$ and the function $[E; 1; 1]$ defined as follows

$$[E; 1; 1] = \begin{cases} 1; & \text{if } E \in [-1; 1] \\ 0; & \text{if } E \notin [-1; 1] \end{cases}$$

In the Fig 3 we present this solution defined by the half of Landauer exponent together with numerical results for $N = 100$ and 20000 iterations. As in the case of $m = 1$ we see, that the analytic curve fits well the numerical results in the region $E \in [-1; 1]$. We see also strong fluctuations of numerical density of states at the corners of the region $[-3; 3]$. Again, in case of better numerical results (made for much larger N s) one could define precisely whether there are singularities of the derivative of $\rho(E)$ or not and choose appropriate solution of the singular integral equation.

Acknowledgement: I am thankful to A Sedrakyan for the formulation of the problem and support, P Hasefratz for many valuable discussions and remarks and

T Hakobyan for the help in numerical analyzes. I also would like to acknowledge the ITP of Bern University for hospitality, where the major part of this work was done.

This work was supported in part by SNF SCOPE grant, Volkswagen foundation and the INTAS grant 00561.

Electronic address: tigran@moon.yerphian

- [1] P W . Anderson, Phys. Rev. 109, 1492 (1958).
- [2] R Abou-Chacra, P W . Anderson, D J Thouless, J Phys C 6, 1734 (1973).
- [3] N . F . Mott, D . D avis, Electronic Processes in Non-Crystalline Materials (Clarendon, Oxford 1979).
- [4] J . M . Ziman, Models of Disorder, Cambridge University Press, London 1979.
- [5] I . M . Lifshitz, S . A . Gredeskul, L . A . Pastur, Introduc-

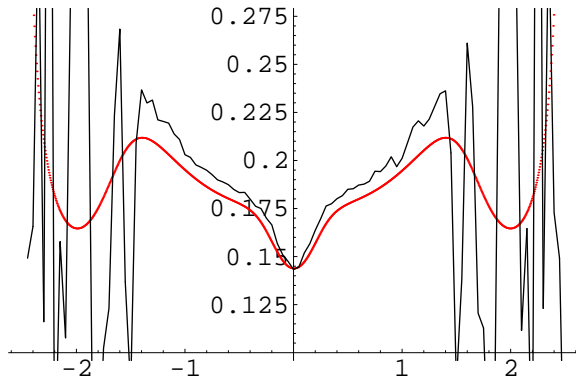


FIG. 2: The density of states for the case $m=1$. Unconnected dots represents the solution of singular integral equation, while the connected by red line dots represents the numerical simulation.

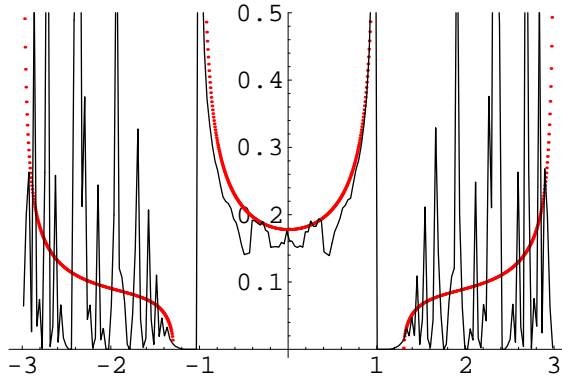


FIG. 3: The density of states for the case $m=2$. Unconnected dots represents the solution of singular integral equation, while the connected by red line dots represents the numerical simulation.

- tion to the Theory of Disordered Systems, (Wiley, NY 1988).
- [6] K. Ishii, Suppl. Prog. Theor. Phys. 53,77 (1973).
- [7] J.C. Flores, J. Phys. Condens. Matter 1, 8471 (1989).
- [8] P. Phillips, H.-L. Wu, Science 252,1805 (1991).
- [9] D.H. Dunlap, H.-L. Wu, P. Phillips, Phys. Rev. Lett. 65,88 (1990).
- [10] H.-L. Wu and P. Phillips, J. Chem. Phys. 93,7369 (1990).
- [11] H.-L. Wu and P. Phillips, Phys. Rev. Lett. 66,1366 (1991).
- [12] A. Bovier, J. Phys. A 25, 1021 (1992).
- [13] M. H. Ilke, J.C. Flores, Phys. Rev. B 55,10625 (1997).
M. H. Ilke, J. of Phys. A: Math. Gen. 30, L367 (1997).
- [14] H.-L. Wu, W. G. , and P. Phillips, Phys. Rev. B 45, 1623 (1992).
- [15] S.N. Evangelou, A. Z. Wang, Phys. Rev. B 47,13126 (1993).
- [16] P. K. Datta, D. G. Iri, K. Kundu, Phys. Rev. B 47,10727 (1993).
- [17] P. K. Datta, D. G. Iri, K. Kundu, Phys. Rev. B 48,16347 (1993).
- [18] F. M. Izrailev, A. A. Krokhn, Phys. Rev. Lett. 82,4062 (1999),
L. Tessieri, F. M. Izrailev, Physica E 9,405 (2001).
- [19] I. Varga, J. P. Ipek, J. Phys. Condens. Matter 10,305 (1998).
- [20] P. Anderson, D. Thouless, E. Abrahams, D. Fisher, Phys. Rev. B 22,3519 (1980),
P. Anderson, Phys. Rev. B 22,4828 (1981).
- [21] M. Kappus, F. Wegner, Z. Phys. B 45,15 (1981).
- [22] B. Derrida, E. Gardner, J. Physique 45,1283 (1984).
- [23] D. Sedrakyan, A. Sedrakyan, Phys. Rev. B 60,10114 (1999).
- [24] F. Domínguez-Aramé, I. Gómez, A. A. Vakyán, D. Sedrakyan, A. Sedrakyan, Phys. Stat. Sol. (b) 221,633 (2000).
- [25] V. Bellani, E. Diez, R. Hey, L. Toni, L. Tarricone, G. B. Parravicini, F. Domínguez-Aramé, R. Gómez-Alella, Phys. Rev. Lett. 82,2159 (1999).
- [26] V. I. Oseledets, Trans. Moscow Math. Soc. 19,197 (1968).
- [27] D. Thouless, J. Phys. C: Solid State Phys. 5,77 (1972).
- [28] N. M. Uskhelishvili, Singular Integral Equations, Moscow 1946.