

Two-parameter scaling hypothesis in Anderson localization revisited: Order-parameter function scaling in the localized regime

H. Schomerus and M. Titov

Max-Planck-Institut für Physik komplexer Systeme, Nöthnitzer Str. 38, 01187 Dresden, Germany

(Dated: January 2003)

We reconcile the traditional central-limit-theorem argumentation for at most two scaling parameters for localized wave functions in large systems with the concept of an order-parameter function, in the scaling theory of localization. Large-deviation statistics reveals infinitely many additional potential scaling parameters even in the localized regime. As an illustration, we investigate the one-dimensional Anderson model of localization beyond single-parameter scaling (SPS). While only two scaling parameters are essential when we depart from SPS in some manners, the additional scaling parameters generally become effective for sufficiently strong disorder.

PACS numbers: 72.15.Rn, 05.40.-a, 42.25.Dd, 73.20.Fz

I. INTRODUCTION

Wave localization in a disordered potential is the most striking hallmark of systematic interference by multiple coherent scattering.^{1,2,3,4,5,6,7,8} Systematic constructive interference in a spatially localized region results in a confinement of the wavefunction, which decays exponentially away from the localization center, in contrast to the extended waves in constant or spatially periodic potentials. Localization comes along with large fluctuations of the wavefunction, which can be induced, e.g., by changing the disorder configuration. The wavefunction statistics can be probed globally across a system by the dimensionless conductance (transmission probability) g , and inside the system by the local density of states ν . The probability distribution functions $P(g)$ and $P(\nu)$ are the central objects in the prevalent scaling theories of localization.

Single-parameter scaling (SPS): The theory of SPS^{9,10,11,12} reduces the intricate problem of wavefunction statistics to the investigation of a single parameter, often taken as the mean logarithm $C_1^{(g)} \equiv -\langle \ln g \rangle$. It then must be assumed that all other statistical parameters [and hence the complete probability distribution function $P(g)$] are uniquely determined by $C_1^{(g)}$. As a consequence, the dependence of $C_1^{(g)}$ on the length L of the system can be obtained by integrating a differential equation $dC_1^{(g)}/d\ln L = \beta(C_1^{(g)})$, where the β -function is universal (within universality classes distinct, e.g., by the dimensionality of the system) and only depends on $C_1^{(g)}$ itself, but not on any other statistical quantity, nor on L , or on any microscopic parameter such as the Fermi wavelength λ_F , the lattice constant a , or the mean free path l_{tr} .

Two-parameter scaling (TPS): The universal distribution function $P(g)$ itself is not fixed within SPS, but can be obtained as a result of an independent calculation in the random-phase approximation (RPA).^{13,14} In the localized regime $g \ll 1$ (i.e., for $C_1^{(g)} = 2L/l_{loc} \gg 1$, where l_{loc} is the localization length), $P(g)$ obeys a log-normal law, in which the variance $C_2^{(g)} \equiv \text{var} \ln g$ is fixed by $C_1^{(g)}$ (in one dimension, $C_2^{(g)} = 2C_1^{(g)}$). Beyond SPS, the log-normal form persists in the asymptotic limit $L \gg l_{loc}$ as a consequence of the central-limit theorem. It was concluded¹⁵ that even under most general circumstances one would obtain at most two independent

parameters in the localized regime, $C_1^{(g)}$ and $C_2^{(g)}$. Several studies have investigated the departure from SPS in the spirit of TPS, by considering the variance $C_2^{(g)}$ as a second parameter. For earlier works see Ref. 16 and references therein, for recent works see Refs. 17,18,19,20,21,22.

Order-parameter function scaling (OPFS): On the other hand, it was recognized by Zirnbauer²³ and Efetov²⁴ that a complete order-parameter function should in principle be considered, into which infinitely many parameters generally may be encoded. This function was identified as the distribution function $P(\nu)$.²⁵ Similarly, Shapiro proposed to discuss the scaling properties of the complete distribution function $P(g)$.²⁶ The concept of the order-parameter function obtained recognition mainly for the critical region around a metal-insulator transition. (For a review, see, e.g., Ref. 7.) From the perspective of TPS, in the limit $L \gg l_{loc}$ only two parameters are apparent in these distribution functions, since the central-limit theorem also applies to $P(\nu)$. (When RPA is valid, it reduces again to a strict log-normal distribution with a single parameter.^{27,28})

In this paper we reconcile the TPS hypothesis in the localized regime $L \gg l_{loc}$ with the concept of OPFS. We analyze $P(\nu)$ and $P(g)$ from the perspective of large-deviation statistics,²⁹ which goes beyond the central-limit theorem, and identify parameters C_n , $n \geq 3$, which are missed by the argumentation for TPS. Each parameter defines its own length scale, in analogy to the relation between C_1 and l_{loc} . We then investigate analytically and numerically how these parameters become effective for the example of the one-dimensional Anderson model, by breaking SPS in several different ways, and conclude that they become independent of C_1 and C_2 at sufficiently strong disorder. For the case of the local density of states ν , the parameters from large-deviation statistics turn out to apply both to the short-distance statistics as well as to the long-distance statistics. The parameters in $P(\nu)$ also apply to the asymptotical form of $P(g)$ for $L \gg l_{loc}$, when the system length in the latter case is identified with the distance to the opening of a semi-infinite system in the former case.

The paper is organized as follows: In Section II we describe the general implications of large-deviation statistics for the scaling of the distribution functions $P(g)$ and $P(\nu)$, and introduce the additional scaling parameters C_n , $n \geq 3$. In

Section III we specialize to the one-dimensional Anderson model. In order to motivate subsequent considerations, we first illustrate in Section III A the behavior of the parameters C_n by numerical simulations. Then (Section III B) we briefly review the analytical theory for the asymptotic behavior of these parameters^{30,31} and extent it to the case of competition between onsite disorder and offsite disorder close to the band center (which adds a means to break SPS, independent from other means as increasing the disorder strength). In Section III C we investigate the mutual independence of the scaling parameters. Our conclusions are given in Sec. IV.

II. LARGE-DEVIATION STATISTICS

Large-deviation statistics often is introduced as the third and final step in a progressively refined analysis of the asymptotic behavior of probability distribution functions, where the first step is the law of large numbers and the second is the central-limit theorem. In localization, the law of large numbers certifies that the Lyapunov exponent $\gamma = C_1^{(g)}/2L$ is self-averaging in the limit $L \rightarrow \infty$,³² with asymptotic value $\lim_{L \rightarrow \infty} \gamma = l_{\text{loc}}^{-1}$. The central-limit theorem delivers a statement about the finite-length corrections to this asymptotic value, which are characterized by $C_2^{(g)}$: The variance $\text{var } \gamma = C_2^{(g)}/L^2$ decreases asymptotically as L^{-1} . Scaling theory, however, does not address the Lyapunov exponents, since these are defined with help of the system length L , but relies on quantities that only involve g or ν , like $C_1^{(g)}$, $C_2^{(g)}$, $C_1^{(\nu)}$, and $C_2^{(\nu)}$. The law of large numbers and the central-limit theorem predict a linear growth of these faithful scaling parameters. The full picture is unfolded in the framework of large-deviation statistics:²⁹ All cumulants can increase linearly with length,

$$C_n^{(g)} = \langle \langle (-\ln g)^n \rangle \rangle \sim c_n^{(g)} L + d_n^{(g)} \quad (L \gg l_{\text{loc}}), \quad (1a)$$

$$C_n^{(\nu)} = \langle \langle (-\ln \nu)^n \rangle \rangle \sim c_n^{(\nu)} L + d_n^{(\nu)} \quad (L \gg l_{\text{loc}}), \quad (1b)$$

where the coefficients d_n are the subleading corrections that can be neglected in the asymptotic limit.

The goal of this paper is to motivate and illustrate that the cumulants C_n encode useful information of the distribution functions $P(g)$ and $P(\nu)$ in the localized regime, similar to the known case at a metal-insulator transition. This in mind, the cumulants C_n can be put into perspective by their relation to a multi-fractal analysis of wave-function statistics (see, e.g., Ref. 7), which in the localized regime may be formulated in terms of the averages

$$c^{(g)}(\xi) = -\lim_{L \rightarrow \infty} \frac{1}{L} \ln \langle g^{-\xi} \rangle = \sum_n \frac{\xi^n}{n!} c_n^{(g)} \quad (2)$$

(or equivalently for ν) as function of the continuous parameters ξ . Note the exponential dependence of the moments on L in the localized regime, in contrast to the power-law dependence in the critical regime around a metal-insulator

transition.⁷ SPS with RPA, and TPS with the central-limit theorem, both imply a parabolic form of $c(\xi)$. The cumulants C_n address this function in successive orders of s .

A convenient set of parameters beyond the SPS quantity C_1 is formed by the ratios $X_n = C_n/C_1$, which asymptotically acquire the constant values

$$\lim_{L \rightarrow \infty} X_n = X_n^{(\infty)} = c_n/c_1. \quad (3)$$

In SPS, only one effective parameter C_1 survives since $c_2^{(g)} = c_2^{(\nu)} = 2c_1^{(g)} = 2c_1^{(\nu)}$, i.e., $X_2^{(\infty)} = 2$, and moreover $c_n^{(g)} = c_n^{(\nu)} = 0$ for $n \geq 3$ in RPA. However, beyond this approximation the cumulants with $n \geq 3$ generally may increase linearly with L and hence can be of the same order as C_1 and C_2 , which indicates that they cannot be dismissed as additional scaling parameters.

III. ONE-DIMENSIONAL ANDERSON MODEL

The previous section relied on very general arguments from large-deviation statistics. Whether the cumulants C_n , $n \geq 3$ constitute quantities that indeed may be independent from C_1 and C_2 for the specific case of wave-function localization is a question that only can be answered by a direct investigation. In the following we will analyze the additional parameters in the one-dimensional Anderson model,³ given by the Schrödinger equation discretized on a chain (lattice constant $a \equiv 1$)

$$t_{l-1}\psi_{l-1} + t_l\psi_{l+1} = (V_l - E)\psi_l, \quad (4)$$

where the hopping matrix elements t_l and the disorder potential V_l are random. We assume box distributions with $\langle t_l \rangle = t$, $\langle V_l \rangle = 0$, $\langle t_l t_m \rangle = t^2 + \frac{1}{2}D_t \delta_{lm}$, and $\langle V_l V_m \rangle = 2D_V \delta_{lm}$. Without any restriction we can set $t = 1$, which fixes the energy scale in the dispersion relation $E(k) = -2 \cos k$ of the clean system ($D_t = D_V = 0$). The disorder strength will be characterized by the perturbative mean-free path³³

$$l_{\text{pert}} = (4 - E^2)/(D_V + D_t), \quad (5)$$

and the balance between onsite and offsite disorder will be characterized by the parameter

$$\delta = (D_V - D_t)/(D_V + D_t). \quad (6)$$

First we will present the results of numerical simulations to illustrate the usefulness of the cumulants C_n . Next, in order to give a flavor for the mechanism behind the asymptotic linear growth (1) of the cumulants for the specific case of wave-functions localization, we extent the analytical theory of Refs. 30,31 for the asymptotic slopes c_n to the case of competition of onsite- and offsite disorder close to the band center $E = 0$. This equips us with a means to violate SPS, which is finally compared to other means in order to determine the mutual (in)dependence of the asymptotic parameters $X_n^{(\infty)}$.

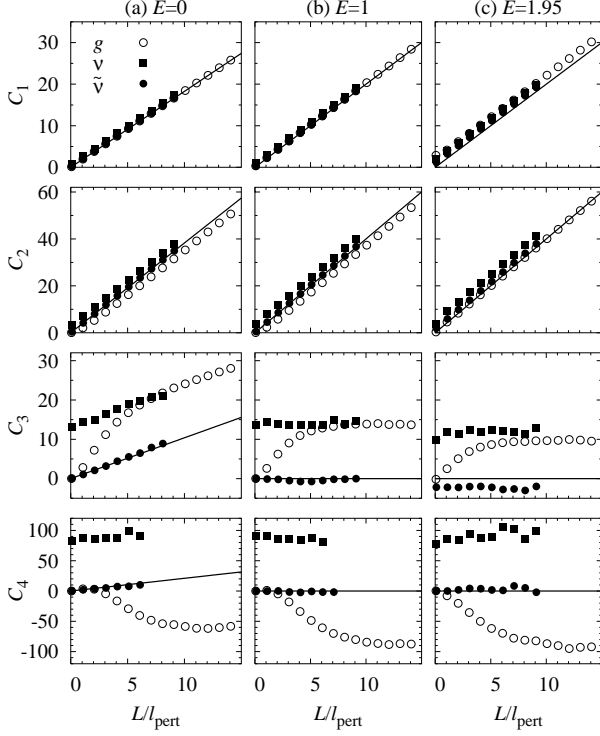


FIG. 1: Cumulants C_n calculated from g , ν , and $\tilde{\nu}$ as a function of L , for $E = 0$ (left panels), $E = 1$ (middle panels), and $E = 1.95$ (right panels). The data points are obtained by a numerical simulation of the one-dimensional Anderson model with weak onsite disorder ($l_{\text{pert}} = 300$). The lines are analytical weak-disorder predictions of the asymptotic linear behavior $C_n \sim c_n L$, taken from Ref. 30 for $E = 0$ and following the random-phase approximation for $E = 1$ and $E = 1.95$.

A. Numerical illustration of the cumulants C_n

Before we turn to the asymptotic scaling parameters $X_n^{(\infty)} = c_n/c_1$, let us illustrate the behavior of the cumulants C_n themselves by the results of numerical computations in ensembles of $10^6 - 10^8$ disorder realizations. The results for three different strengths of onsite disorder ($\delta = 1$) are presented in Fig. 1 ($l_{\text{pert}} = 300$), Fig. 2 ($l_{\text{pert}} = 24$), and Fig. 3 ($l_{\text{pert}} = 1.5$). Three representative values of energy are chosen: (a) $E = 0$ at the band center, (b) $E = 1$ in the SPS region, (c) $E = 1.95$ close to the band edge. The relevance of these three regions of energy will be discussed in the following Subsection III B. Plotted as a function of length are the cumulants C_n calculated from g and ν , as well as from the ‘mesoscopic’ local density of states $\tilde{\nu}$, which is obtained from ν by averaging over a Fermi wavelength λ_F [with $\lambda(E = 0) = 4$, $\lambda(E = 1) = 6$, and $\lambda(E = 1.95) \approx 28$].

The cumulants all increase linearly for $L \gg l_{\text{loc}}$, and one may associate a length scale $\lim_{L \rightarrow \infty} 2L/C_n = 2/c_n$ to each of them. The slopes c_n are identical for all three underlying objects, and hence for $L \gg l_{\text{loc}}$ the sets of scaling parameters $\{X_n^{(g)}\} = \{X_n^{(\nu)}\} = \{X_n^{(\tilde{\nu})}\} \equiv \{X_n^{(\infty)}\}$ coincide.

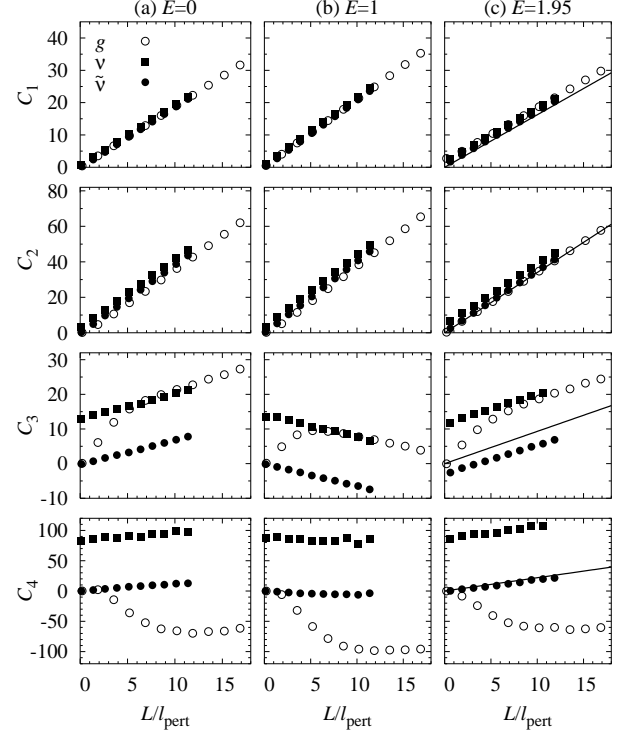


FIG. 2: Same as Fig. 1, but for stronger disorder with $l_{\text{pert}} = 24$. The lines in the right panels (c) are the analytic predictions for the given disorder strength close to the band edge, taken from Ref. 31.

It is interesting to observe that the cumulants $C_n^{(g)}$ become linear only after some transient length (and also have a finite offset $d_n^{(g)}$), while the cumulants $C_n^{(\nu)}$ and $C_n^{(\tilde{\nu})}$ increase linearly already for small L .

The cumulants $C_n^{(\nu)}$ increase linearly already for $L \lesssim l_{\text{loc}}$, such that $X_n^{(\infty)}$ can be extrapolated from the slopes $c_n^{(\nu)}$. The offsets $d_n^{(\nu)} \approx C_n^{(\nu)}(L = 0)$ can be calculated by expressing the local density of states $\nu(L)$ in terms of the reflection coefficients r_R (r_L) from the segment of the wire to the right (left) of the point L at which ν is calculated,²⁸

$$\nu(L) = \text{Re} \frac{(1 + r_L)(1 + r_R)}{1 - r_L r_R}, \quad (7)$$

where we normalized $\langle \nu(L) \rangle = 1$ (which amounts to multiplication by a constant factor $\pi\sqrt{4 - E^2}$). For $L = 0$ and the opening of the wire oriented to the left, $r_L = 0$ because there is no reflection from the opening, and $r_R = \exp(i\alpha)$ where α is the phase of reflection from the semi-infinite system. Hence, the numbers

$$d_n^{(\nu)} \approx C_n^{(\nu)}(L = 0) = \langle \langle [-\ln(1 + \cos \alpha)]^n \rangle \rangle \quad (8)$$

characterize the distribution of the reflection phase α of the semi-infinite system,²⁸ and allow to assess the validity of the RPA, which predicts $d_1^{(\nu)} = 0.69$, $d_2^{(\nu)} = 3.29$, $d_3^{(\nu)} = 14.4$, $d_4^{(\nu)} = 90.9$.

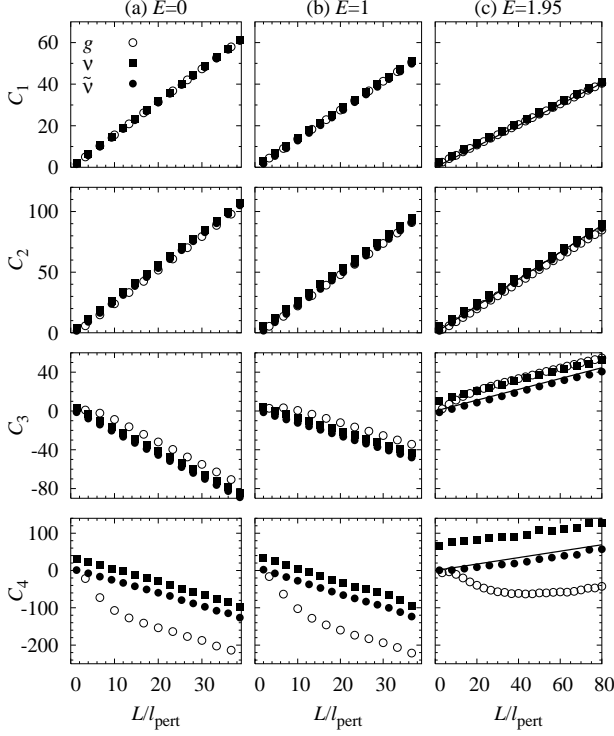


FIG. 3: Same as Figs. 1 and 2, but for stronger disorder with $l_{\text{pert}} = 1.5$. The lines in the right panels (c) are the analytic predictions for the given disorder strength close to the band edge, taken from Ref. 31.

Furthermore, notice that the asymptotic value $X_n^{(\infty)}$ is well approximated by $X_n^{(\tilde{\nu})}$ even for $L \lesssim l_{\text{loc}}$, since the cumulants $C_n^{(\tilde{\nu})}$ not only increase linearly already for short length, but also have offsets $d_n^{(\tilde{\nu})} \simeq 0$. This is independent of the RPA, since in terms of the reflection matrices introduced above

$$\tilde{\nu}(L) = \text{Re} \frac{1 + r_L r_R}{1 - r_L r_R}, \quad (9)$$

and hence $\tilde{\nu}(0) = 1$.

B. Analytical theory for the asymptotics of the scaling parameters

Recently,^{30,31} we have been able to extend Halperin's phase formalism,^{14,34} which allows to calculate l_{loc} and hence C_1 , to all cumulants C_n . This formalism can be applied for arbitrary $\lambda_F/l_{\text{pert}}$, i.e., also for relatively strong disorder, as long as $l_{\text{pert}} \gg 1$ (the lattice constant, set to unity in this paper). Other formalisms like the supersymmetric σ model and the Berezinskii technique are rather more restrictive and cannot directly address the logarithm of g and ν . It turned out that three different regions of energy have to be distinguished in the one-dimensional Anderson model. For energies $2 - |E| \gtrsim D^{2/3}$ close to the band edge, corresponding to relatively strong disorder, RPA fails and the distribution

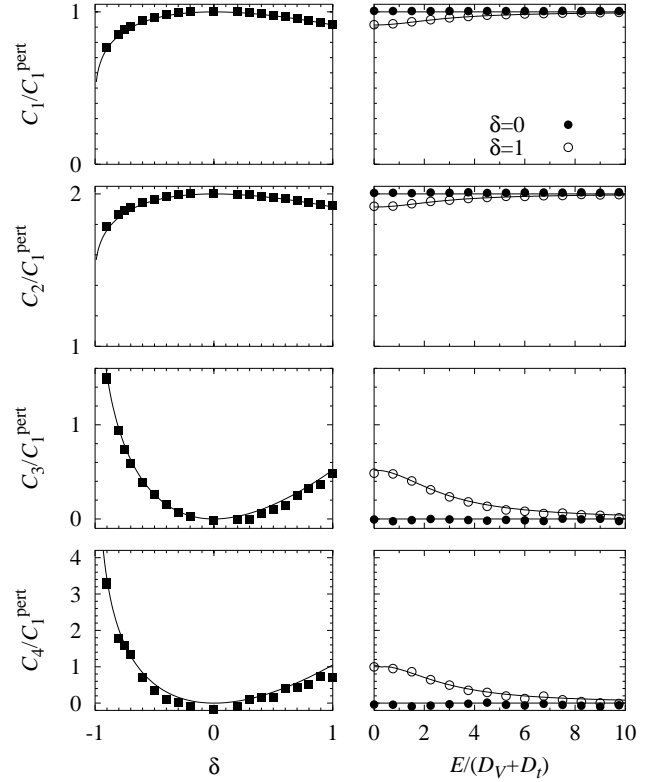


FIG. 4: Cumulants C_n (in units of $C_1^{\text{pert}} = 2L/l_{\text{pert}}$) in the asymptotic limit $L \gg l_{\text{loc}}$, as a function of the balance parameter δ for energy $E = 0$ (left panels), and as a function of E for $\delta = 0$ and $\delta = 1$ (right panels). Results of numerical simulations with $l_{\text{pert}} = 300$ are compared to the predictions of the analytical theory.

function deviates from the strict log-normal form.³¹ RPA fails also for energies $|E| \lesssim D$ close to the band-center,³⁵ and the distribution function again deviates from the strict log-normal form,³⁰ in generalization of the Kappus-Wegner anomaly of l_{loc} at $E = 0$.^{36,37,38} For other energies inside the band, the RPA is justified, and SPS holds, for weak disorder.

Offsite disorder adds another means to depart from SPS at the band center, since the balance parameter δ interpolates between the Kappus-Wegner anomaly at $\delta = 1$ ($D_t = 0$) and the Dyson singularity at $\delta = -1$ ($D_V = 0$), which results in total delocalization.^{39,40,41,42,43} In the vicinity of the band center, we derive the following Fokker-Planck equation for the joint distribution function $P(u, \alpha; L)$ of $u \simeq -\ln g \simeq -\ln \nu$, and the phase α for reflection from the system:

$$(D_V + D_t)^{-1} \frac{\partial P}{\partial L} = \left[\partial_\alpha \left(\frac{\delta}{2} s_{2\alpha} - \varepsilon \right) + \partial_\alpha^2 (1 + \delta c_\alpha^2) - \frac{1}{2} \partial_u (1 + \delta c_{2\alpha}) + \frac{1}{2} \partial_u^2 (1 - \delta c_{2\alpha}) + \partial_u \partial_\alpha \delta s_{2\alpha} \right] P, \quad (10)$$

where $s_x = \sin x$, $c_x = \cos x$, $\varepsilon = E/(D_V + D_t)$, and ∂ denotes partial derivatives. For $\delta = 1$, this equation has been used to study the wavefunction statistics at the Kappus-Wegner anomaly.³¹ For $\delta = -1$, $E = 0$, one recovers the

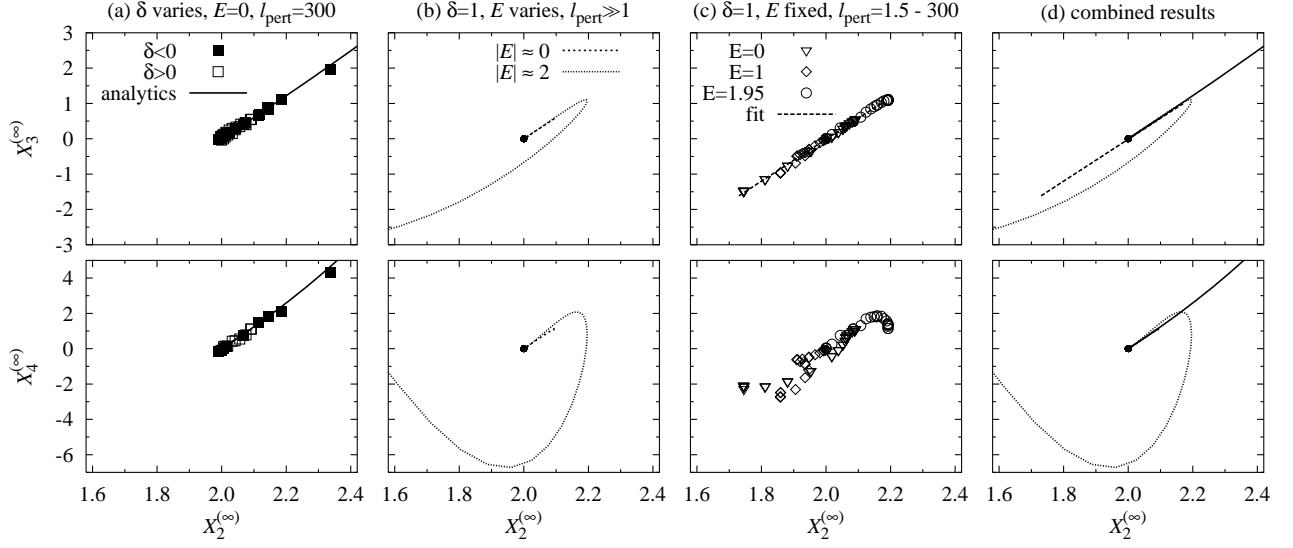


FIG. 5: Dependence of the asymptotic scaling parameters $X_3^{(\infty)}$ and $X_4^{(\infty)}$ on $X_2^{(\infty)}$ for various ways to depart from SPS [SPS conditions are indicated by the dot at coordinates (2,0)]. (a) The balance of weak onsite and offsite disorder is changed at the center of the band, $E = 0$. The curve is the prediction of the analytical theory, while data points are obtained by numerical simulations. (b) Analytical results as energy is varied at a fixed strength of onsite disorder, with $l_{\text{pert}} \gg 1$ but $l_{\text{pert}}/\lambda_F$ arbitrary, around the band center ($E = 0$) and around the band edge ($|E| \approx 2$). (c) Numerics and linear fits for variable strength of onsite disorder at three different values of the energy. (d) Comparison of the curves in (a-c).

delocalization at the Dyson anomaly. At the balance point of onsite and offsite disorder $\delta = 0$, the variables u and α decouple. For $L \rightarrow \infty$ the reflection phase α becomes completely random, while $P(u)$ precisely takes the form of SPS, with asymptotic slopes $c_2 = 2c_1$ and $c_n = 0$ for $n \geq 3$. Hence, somewhat surprisingly, we find that RPA and SPS hold true by a particularly simple mechanism just in between the two abovementioned anomalies.

Away from the novel SPS point $\delta = 0$, but for disorder still small, the asymptotic behavior of the distribution function can be analyzed by introducing into Eq. (10) the large-deviation ansatz

$$P(u, \alpha; L) = \int_{-i\infty}^{+i\infty} \frac{d\xi}{2\pi i} \sum_{k=0}^{\infty} \exp[c(\xi)L - \xi u] f(\alpha; \xi). \quad (11)$$

Here $c(\xi) = \sum_n \xi^n c_n / n!$ is the generating function of the slopes of the cumulants, see Eqs. (1) and (2), and $f(\alpha; \xi)$ has to be periodic and normalizable with respect to α . We arrive at a differential equation

$$\begin{aligned} \frac{c(\xi)f(\alpha; \xi)}{D_V + D_t} &= \left[\partial_\alpha \left(\frac{\delta}{2} s_{2\alpha} - \varepsilon \right) + \partial_\alpha^2 (1 + \delta c_{2\alpha}^2) \right. \\ &\quad \left. + \frac{\xi}{2} (1 + \delta c_{2\alpha} - 2\partial_\alpha \delta s_{2\alpha}) + \frac{\xi^2}{2} (1 - \delta c_{2\alpha}) \right] f(\alpha; \xi), \end{aligned} \quad (12)$$

in which the slope-generating function $c(\xi)$ appears as an eigenvalue, while $f(\alpha; \xi)$ appears as an eigenfunction. The slopes c_n now can be calculated iteratively by expanding $c(\xi)$ and $f(\alpha; \xi)$ order by order in ξ , following Refs. 30,31. Away from the SPS point $\delta = 0$ but for $|E| \lesssim D_V + D_t$, the slopes c_n take finite values, in compliance with Eq. (1). Our analyt-

ical results are confirmed by numerical computations in Fig. 4.

C. Independence of the scaling parameters

Now we turn to the question of the mutual independence of the asymptotic scaling parameters $X_n^{(\infty)}$, Eq. (3), as we violate the conditions for SPS. In Fig. 5 we plot the asymptotic ratios of cumulants $X_3^{(\infty)}$ and $X_4^{(\infty)}$ as function of $X_2^{(\infty)}$, while we vary:

- (a), the balance parameter δ at $E = 0$ (a i) from 0 to 1 and (a ii) from 0 to -1 ;
- (b), energy for fixed onsite disorder (b i) around $E = 0$ and (b ii) around $|E| = 2$; and
- (c), the disorder strength from $l_{\text{pert}} = 300$ to $l_{\text{pert}} = 1.5$ at $\delta = 1$ for the three values of energy (c i) $E = 0$, (c ii) $E = 1$, and (c iii) $E = 1.95$.

In the cases (a) and (b) we show the results of the analytical procedure described above, while for (c) we show the result of the numerical simulations. For illustration of the predictive power of the theory presented in the previous Sec. III B, numerical results are also displayed for case (a).

Of particular interest is the curve for case (b ii), for energies close to the band edge, which also applies to strong disorder, $D^{2/3} \gtrsim 2 - |E|$.³¹ [See also the data points for case (c iii).] In this case the curves $X_n^{(\infty)}(X_2^{(\infty)})$ depart from the seemingly unique functional behavior obtained in the other cases. Hence, we are led to conclude that at least for sufficiently strong disorder $X_3^{(\infty)}$ and $X_4^{(\infty)}$ are not uniquely determined by $X_2^{(\infty)}$. Since the SPS quantity C_1 is always an indepen-

dent scaling parameter, altogether more than two quantities are then needed to characterize the OPFS scaling functions $P(g)$ or $P(\nu)$, even deep in the localized regime $L \gg l_{\text{loc}}$.

IV. CONCLUSIONS

We argued that the traditional argumentation for two-parameter scaling of the wave-function statistics in the localized regime $L \gg l_{\text{loc}}$, which relies on the central-limit theorem and only considers a mean C_1 and a variance C_2 , misses an infinite set of potential additional scaling parameters C_n , $n \geq 3$ — the higher cumulants of $\ln g$ (where g is the dimensionless conductance) and $\ln \nu$ (where ν is the local density of states). These parameters can be identified by large-deviation statistics beyond the central-limit theorem, applied to the probability distribution function of the local density of states $P(\nu)$ and the probability distribution function of the conductance $P(g)$. In single-parameter scaling and the random-phase approximation, the additional parameters can be neglected since $C_1 \sim C_2/2 \propto L$ for $L \gg l_{\text{loc}}$ while $C_n = O(L^0)$ for $n \geq 3$. However, beyond single-parameter scaling and the random-phase approximation, the cumulants C_n with $n \geq 3$ also increase linearly with length.

We investigated the cumulants C_n for the illustrative example of the one-dimensional Anderson model, for which we discussed an analytical theory for their asymptotic behavior at

large distances $L \gg l_{\text{loc}}$ and presented the results of numerical simulations. We departed from the conditions of single-parameter scaling in various ways and showed that the parameters C_n with $n \geq 3$ not only increase linearly with length, but moreover have to be considered as independent from C_1 and C_2 . Practically, more than two parameters are effective if disorder is sufficiently strong.

The values of the additional scaling parameters in the localized regime can be extrapolated from short distances $L < l_{\text{loc}}$. This continuity from short to large distances is reminiscent of the fingerprints of localization in the short-distance wavefunction statistics due to anomalously localized states.⁴⁴ At short distances the central-limit theorem cannot be used to argue for just two parameters. Hence, for the present discussion, this observation rules out to dismiss the C_n as objects that only describe the irrelevant tails of the distribution function (this could be said of the moments and cumulants of g and ν , without taking the logarithm¹⁵).

Our findings show that the concept of an order-parameter scaling function $P(\nu)$ is useful not only close to a metal-insulator transition, but also for the localized regime $L \gg l_{\text{loc}}$. With three-dimensional systems in mind, it would be desirable to investigate the relation of the parameters from large deviation statistics to the scaling parameters at the metal-insulator transition, which may be established by multi-fractal analysis when this transition is approached from the localized regime.

-
- ¹ P. Sheng, *Scattering and Localization of Classical Waves in Random Media* (World Scientific, Singapore, 1990).
 - ² R. Berkovits and S. Feng, Phys. Rep. **238**, 135 (1994).
 - ³ P. W. Anderson, Phys. Rev. **109**, 1492 (1958).
 - ⁴ P. A. Lee and T. V. Ramakrishnan, Rev. Mod. Phys. **57**, 287 (1985).
 - ⁵ B. Kramer and A. MacKinnon, Rep. Prog. Phys. **56**, 1469 (1993).
 - ⁶ C. W. J. Beenakker, Rev. Mod. Phys. **69**, 731 (1997).
 - ⁷ M. Janssen, Phys. Rep. **295**, 1 (1998).
 - ⁸ A. D. Mirlin, Phys. Rep. **326**, 259 (2000).
 - ⁹ E. Abrahams, P. W. Anderson, D. C. Licciardello, and T. V. Ramakrishnan, Phys. Rev. Lett. **42**, 673 (1979).
 - ¹⁰ P. W. Anderson, D. J. Thouless, E. Abrahams, and D. S. Fisher, Phys. Rev. B **22**, 3519 (1980).
 - ¹¹ B. L. Altshuler, V. E. Kravtsov, and I. V. Lerner, Pis'ma Zh. Eksp. Teor. Fiz. **43**, 342 (1986) [JETP Lett. **43**, 441 (1986)]; Zh. Eksp. Teor. Fiz. **91**, 2276 (1986) [Sov. Phys. JETP **64**, 1352 (1986)].
 - ¹² K. Slevin, P. Markos, and T. Ohtsuki, Phys. Rev. Lett. **86**, 3594 (2001); cond-mat/0208157.
 - ¹³ A. A. Abrikosov, Solid State Commun. **37**, 997 (1981).
 - ¹⁴ I. M. Lifshitz, S. A. Gredeskul, and L. A. Pastur, *Introduction to the Theory of Disordered Systems* (Wiley, New York, 1988).
 - ¹⁵ A. Cohen, Y. Roth, and B. Shapiro, Phys. Rev. B **38**, 12125 (1988).
 - ¹⁶ P. Markoš and B. Kramer, Phil. Mag. B **68**, 357 (1993).
 - ¹⁷ L. I. Deych, D. Zaslavsky, and A. A. Lisyansky, Phys. Rev. Lett. **81**, 5390 (1998).
 - ¹⁸ L. I. Deych, A. A. Lisyansky, and B. L. Altshuler, Phys. Rev. Lett. **84**, 2678 (2000); Phys. Rev. B **64**, 224202 (2001).
 - ¹⁹ L. I. Deych, M. V. Eremenchouk, and A. A. Lisyansky, cond-mat/0207169 (2002); cond-mat/0210066 (2002).
 - ²⁰ P.-G. Luan and Z. Ye, Phys. Rev. E **64**, 066609 (2001).
 - ²¹ J. W. Kantelhardt and A. Bunde, Phys. Rev. B **66**, 035118 (2002).
 - ²² S. L. A. de Queiroz, Phys. Rev. B **66**, 195113 (2002).
 - ²³ M. R. Zirnbauer, Phys. Rev. B **34**, 6394 (1986); Nucl. Phys. B **265**, 375 (1986).
 - ²⁴ K. B. Efetov, Zh. Eksp. Teor. Fiz. **92**, 638 (1987) [Sov. Phys. JETP **65**, 360 (1987)].
 - ²⁵ A. D. Mirlin and Y. V. Fyodorov, Nucl. Phys. B **366**, 507 (1991); Phys. Rev. Lett. **72**, 526 (1994).
 - ²⁶ B. Shapiro, Phil. Mag. B **56**, 1031 (1987).
 - ²⁷ B. L. Altshuler and V. N. Prigodin, Zh. Eksp. Teor. Fiz. **95**, 348 (1989) [Sov. Phys. JETP **68**, 198 (1989)].
 - ²⁸ H. Schomerus, M. Titov, P. W. Brouwer, and C. W. J. Beenakker, Phys. Rev. B **65**, 121101(R) (2002).
 - ²⁹ R. S. Ellis, *Entropy, Large Deviations and Statistical Mechanics* (Springer, New York, 1985).
 - ³⁰ H. Schomerus and M. Titov, Phys. Rev. B in press [cond-mat/0208457 (2002)].
 - ³¹ H. Schomerus and M. Titov, Phys. Rev. E **66**, 066207 (2002).
 - ³² V. I. Oseledec, Trudy Moskov. Mat. Obshch. **19**, 179 (1968) [T. Moscow Math. Soc. **19**, 197 (1968)].
 - ³³ D. J. Thouless, in *Ill-Condensed Matter*, edited by R. Balian, R. Maynard, and G. Toulouse (North-Holland, Amsterdam, 1979).
 - ³⁴ B. I. Halperin, Phys. Rev. B **139A**, 104 (1965).
 - ³⁵ A. D. Stone, D. C. Allan, and J. D. Joannopoulos, Phys. Rev. B **27**, 836 (1983).
 - ³⁶ M. Kappus and F. Wegner, Z. Phys. B **45**, 15 (1981).
 - ³⁷ B. Derrida and E. Gardner, J. Physique **45**, 1283 (1984).
 - ³⁸ I. Goldhirsch, S. H. Noskiewicz, and Z. Schuss, Phys. Rev. B **49**,

- 14504 (1994).
- ³⁹ G. Theodorou and M. H. Cohen, Phys. Rev. B **13**, 4597 (1976).
- ⁴⁰ T. P. Eggarter and R. Riedinger, Phys. Rev. B **18**, 569 (1978).
- ⁴¹ A.A. Gogolin and V.I. Melnikov, Zh. Eksp. Teor. Fiz. **73**, 706 (1977) [Sov. Phys. JETP 46, 369 (1977)].
- ⁴² A.A. Gogolin, Zh. Eksp. Teor. Fiz. **77**, 1649 (1979) [Sov. Phys. JETP 50, 827 (1979)].
- ⁴³ A. Bovier, J. Stat. Phys. **56**, 645 (1989).
- ⁴⁴ B. L. Altshuler, V. E. Kravtsov, and I. V. Lerner, in *Mesoscopic Phenomena in Solids*, edited by B. L. Altshuler, P. A. Lee, and R. A. Webb (North-Holland, Amsterdam, 1991).