

# Field-induced spin-density-wave phases in TMTSF organic conductors: quantization versus non-quantization

K. Sengupta<sup>(1)</sup> and N. Dupuis<sup>(2)</sup>

<sup>(1)</sup> *Department of Physics, Yale university, New Haven, CT-06520-8120*

<sup>(2)</sup> *Laboratoire de Physique des Solides, CNRS UMR 8502, Université Paris-Sud, 91405 Orsay, France*  
(February 7, 2003)

We study the magnetic-field-induced spin-density-wave (FISDW) phases in TMTSF organic conductors in the framework of the quantized nesting model. In agreement with recent suggestions, we find that the SDW wave-vector  $\mathbf{Q}$  deviates from its quantized value near the transition temperature  $T_c$  for all phases with quantum numbers  $N > 0$ . Deviations from quantization are more pronounced at low pressure and higher  $N$  and may lead to a suppression of the first-order transitions  $N + 1 \rightarrow N$  for  $N \geq 5$ . Below a critical pressure, we find that the  $N = 0$  phase invades the entire phase diagram in accordance with earlier experiments. We also show that at  $T = 0$ , the quantization of  $\mathbf{Q}$  and hence the Hall conductance is always exact. Our results suggest a novel phase transition/crossover at intermediate temperatures between phases with quantized and non-quantized  $\mathbf{Q}$ .

PACS numbers: 74.70.Kn, 73.43.-f, 75.30.Fv

*Introduction.* Quasi-one-dimensional (Q1D) organic conductors of the (TMTSF)<sub>2</sub>X family [1] (also known as the Bechgaard salts) are highly anisotropic crystals that consist of parallel conducting chains. The electron transfer integrals along the chains (in the  $a$  direction) and transverse to the chains (in the  $b$  and  $c$  directions) are  $t_a = 250$  meV,  $t_b = 25$  meV, and  $t_c = 0.75$  meV [2]. Because of the strong anisotropy, the Fermi surface of these materials is open and consists of two disconnected sheets located near  $\pm k_F$ , which are the Fermi momenta along the chains. In the presence of a moderate magnetic field  $H$  along the  $c$  axis, the interplay between the nesting property of the open Fermi surface and the quantization of electron orbits due to the magnetic field leads to a cascade of magnetic-field-induced spin-density-wave (FISDW) phases [2]. These phases have long been theoretically explained in the framework of the quantized nesting model (QNM) [2–8]. A central prediction of the QNM is that within each FISDW phase characterized by an integer  $N$ , the wave vector  $\mathbf{Q} = (Q_x, Q_y)$  of the spin modulation is quantized:  $Q_x = 2k_F + NG$ , where  $G = ebH/\hbar c$  is the magnetic wave vector and  $b$  the interchain distance. As the field increases, the integer  $N$  varies, which leads to the FISDW cascade ( $N = \dots, 4, 3, 2, 1, 0$ ). In each phase, the quantization of  $Q_x$  implies the quantization of the Hall effect:  $\sigma_{xy} = -2Ne^2/h$  per layer of TMTSF molecules [9,10]. The ability of the QNM to explain the quantum Hall effect (QHE) observed in the Bechgaard salts [11] is one of its main successes.

Recently Lebed' called into question some fundamental aspects of the QNM [12]. He showed that due to the particle-hole asymmetry in the FISDW phases with  $N \neq 0$ ,  $Q_x$  deviates from its quantized values. At the metal-FISDW transition, deviations from quantization are controlled by the ratio  $h = \omega_c/\pi T_c$  where  $\omega_c = v_F G$

( $v_F$  is the Fermi velocity along the chains) and  $T_c$  is the transition temperature. When  $h$  reaches a critical value  $h_c$ , the first-order transitions between different FISDW phases are suppressed.  $Q_x$  then becomes a continuous function of the field. At lower temperatures, first-order transitions (i.e. discontinuous jumps of  $Q_x$ ) survive although  $Q_x$  is not quantized. Lebed's results call into question our theoretical understanding of the QHE in the Bechgaard salts, since the latter relies on the quantization of the FISDW wave vector [9,10,13].

Lebed's conclusions raise two important questions. First, the very existence of the FISDW phases, which is due to a *quantum* effect of the field, requires  $h = \omega_c/\pi T_c$  to be large enough. Indeed, when  $T \gg \omega_c$ , the magnetic field can be treated semiclassically and we expect the FISDW cascade to disappear in favor of either the metallic phase or the SDW with  $Q_x = 2k_F$  (i.e. the phase  $N = 0$ ). Thus, we expect the suppression of first-order phase transitions to occur only in a small window of the parameter  $h$ . Second, the fate of the QHE can be understood only by considering explicitly the low-temperature limit. The extrapolation of results valid near  $T_c$ , as done by Lebed', is not reliable since the SDW wave vector  $Q_x$  may vary with temperature.

In this Letter, we investigate the FISDW phase diagram both at  $T = T_c$  and  $T = 0$  as a function of the strength of the electron-electron interaction. The latter is a decreasing function of pressure and can therefore be varied experimentally. We find that  $Q_x$  deviates from its quantized value near  $T_c$  for all phases  $N > 0$ . Deviations from quantization are stronger at low pressure and higher  $N$ . When pressure is decreased, suppression of first-order phase transitions occurs for  $N \geq 5$ . At lower pressure, below a critical value  $P_c$ , we find that the  $N = 0$  phase invades the entire phase diagram in accordance with earlier experiments [14]. On the other hand,

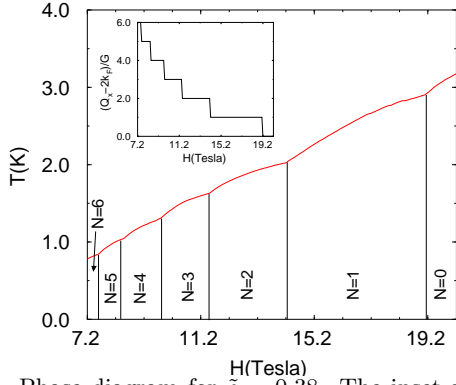


FIG. 1. Phase diagram for  $\tilde{g} = 0.38$ . The inset shows the parameter  $N = (Q_x - 2k_F)/G$  at the metal-FISDW transition ( $T = T_c$ ) as a function of the magnetic field. The vertical lines are guides to the eyes and indicate first-order transitions.

at  $T = 0$  the quantization of  $Q_x$  and hence the Hall conductance is exact for all pressures and all  $N$ , down to the critical pressure  $P_c$  below which the  $N = 0$  phase again invades the phase diagram. Our results suggest a novel phase transition/crossover at intermediate temperature between phases with quantized and non-quantized  $Q_x$ .

*Metal-FISDW transition.* The Hamiltonian describing the Bechgaard salts in the vicinity of the Fermi energy in the presence of a magnetic field  $\mathbf{H} = H\hat{z}$  can be written as

$$\begin{aligned} \mathcal{H} = & \sum_{\alpha, \sigma} \int d^2r \psi_{\alpha\sigma}^\dagger(\mathbf{r}) [v_F(-i\alpha\partial_x - k_F) \\ & + t_\perp(-ib\partial_y - Gx)] \psi_{\alpha\sigma}(\mathbf{r}) \\ & + \frac{g}{2} \sum_{\alpha, \sigma, \sigma'} \int d^2r \psi_{\alpha\sigma}^\dagger(\mathbf{r}) \psi_{\bar{\alpha}\sigma'}^\dagger(\mathbf{r}) \psi_{\bar{\alpha}\sigma'}(\mathbf{r}) \psi_{\alpha\sigma}(\mathbf{r}). \end{aligned} \quad (1)$$

Here the operator  $\psi_{\alpha\sigma}^\dagger(\mathbf{r})$  creates (annihilates) a right ( $\alpha = +$ ) or left ( $\alpha = -$ ) moving electron with spin  $\sigma$ . We use the notation  $\mathbf{r} = (x, mb)$  ( $m$  integer) and  $\int d^2r = b \sum_m \int dx$ .  $v_F = \sqrt{2}t_a a$  is the Fermi velocity along the chains (with  $t_a$  the hopping amplitude and  $a$  the lattice spacing) and  $g$  the amplitude of the electron-electron interaction. We have linearized the Hamiltonian around the Fermi energy and used the gauge  $\mathbf{A} = (0, Hx, 0)$ .  $t_\perp(u) = -2t_b \cos(u) - 2t_{2b} \cos(2u)$  describes the interchain hopping in a tight-binding approximation,  $t_b$  being the nearest-neighbor hopping. The next-nearest neighbor hopping amplitude  $t_{2b}$  destroys the perfect nesting of the Fermi surface and stabilizes the metallic phase in the absence of magnetic field. Here and in the rest of this work  $\hbar = c = 1$ . To obtain the phase diagram near  $T_c$ , we compute the static spin susceptibility  $\chi(\mathbf{q})$  within the random-phase approximation:  $\chi(\mathbf{q}) = \chi_0(\mathbf{q})/(1 - g\chi_0(\mathbf{q}))$  where  $\chi_0(\mathbf{q})$  is the bare spin susceptibility. It can be written as [8]

$$\chi_0(\mathbf{q}) = \sum_{n=-\infty}^{\infty} I_n^2(q_y) \chi_{1D}(q_x - nG), \quad (2)$$

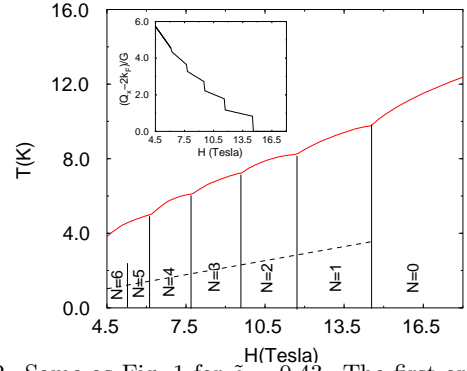


FIG. 2. Same as Fig. 1 for  $\tilde{g} = 0.43$ . The first-order transition line between the phases  $N = 6$  and  $N = 5$  terminates by a second-order critical point above which  $N$  varies continuously with the field. The dashed line schematically indicates a phase transition/crossover at intermediate temperature between phases with quantized and non-quantized  $Q_x$  (see text).

$$\begin{aligned} \chi_{1D}(q_x) = & \frac{N(0)}{2} \left[ \ln \left( \frac{2\gamma E_0}{\pi T} \right) + \Psi \left( \frac{1}{2} \right) \right. \\ & \left. - \text{Re} \Psi \left( \frac{1}{2} + \frac{v_F}{4i\pi T} (q_x - 2k_F) \right) \right], \end{aligned} \quad (3)$$

$$I_n(q_y) = \int_0^{2\pi} \frac{du}{2\pi} e^{inu + \frac{i}{\omega_c} [T_\perp(u + q_y b/2) + T_\perp(u - q_y b/2)]}, \quad (4)$$

where  $T_\perp(u) = \int_0^u du' t_\perp(u')$ ,  $N(0) = 1/\pi v_F b$  is the density of states per spin,  $\Psi$  the digamma function,  $E_0$  an ultraviolet cutoff of the order of the bandwidth, and  $\gamma \simeq 1.781$  the exponential of the Euler constant. The instability to the FISDW phase occurs when the Stoner criterion  $1 - g\chi_0(\mathbf{q}) = 0$  is satisfied.

Since the 1D susceptibility has a logarithmic divergence for  $q_x = 2k_F$ , Eq. (2) suggests that the SDW instability will occur with a quantized wave vector  $\mathbf{Q} = (2k_F + NG, Q_y)$  ( $N$  integer). However, the parameter  $N = (Q_x - 2k_F)/G$  obtained from the Stoner criterion is not in general an integer. This can easily be shown analytically. Writing  $Q_x = 2k_F + (N + \epsilon)G$  with  $N$  integer and  $\epsilon \ll 1$ , the maximum of the susceptibility  $\chi_0$  (which will give the highest transition temperature) is found to be determined by

$$\epsilon(T, Q_y) = \frac{8\pi^2 T^2}{7\zeta(3)\omega_c^2} \sum_{n \neq 0} \frac{I_{N+n}^2}{n I_N^2}, \quad (5)$$

where  $\zeta$  is the Riemann Zeta function and  $I_n \equiv I_n(Q_y)$ .  $\epsilon$  vanishes only in the phase  $N = 0$  (for which  $Q_y = \pi/b$ ) due to the particle-hole symmetry which implies  $I_n(\pi/b) = I_{-n}(\pi/b)$ .

The phase diagram obtained by numerical solution of the Stoner criterion is shown in Figs. 1 and 2 for different values of the dimensionless interaction constant  $\tilde{g} = gN(0)$ . Since  $\tilde{g} \propto 1/t_a$ , increasing  $\tilde{g}$  can be experimentally achieved by decreasing pressure [15]. For small

$\tilde{g}$ , the quantization of  $Q_x$  is essentially exact (see Fig. 1 obtained for  $\tilde{g} = 0.38$ ). Fig. 2, which is obtained for  $\tilde{g} = 0.43$ , shows that strong deviations from quantization appear for a sufficiently strong interaction. These deviations are more pronounced for high values of  $N$ . For  $\tilde{g} = 0.43$ , the first-order transitions  $N \simeq 6 \rightarrow N \simeq 5$ ,  $N \simeq 7 \rightarrow N \simeq 6, \dots$  are suppressed. The parameter  $N = (Q_x - 2k_F)/G$  varies continuously in the corresponding field range. Since  $Q_x$  is exactly quantized at  $T = 0$  (see below), the low-temperature first-order transition line between the phases  $N = 6$  and  $N = 5$  terminates by a second-order critical point above which the first-order transition is suppressed (Fig. 2). We find that first-order transitions  $N + 1 \rightarrow N$  with  $N < 5$  are never suppressed. Indeed, if one increases  $\tilde{g}$  beyond the critical value  $\tilde{g}_c = 0.433$ , the phase  $N = 0$  invades the entire phase diagram. This latter result agrees with the experimental results showing that the same SDW phase is stable for any value of the field below a critical pressure  $P_c \sim 6$  kbar [14].

*Zero-temperature phase diagram.* To obtain the phase diagram at  $T = 0$ , one should calculate the condensation energy of the system and look for its minimum as a function of  $\mathbf{Q}$  (at fixed electron density). According to the QNM, each FISDW phase is characterized by a series of gaps  $\Delta_n = g I_n^2 \Delta$  where  $\Delta = \langle \psi_{\downarrow}^\dagger(\mathbf{r}) \psi_{\uparrow}(\mathbf{r}) \rangle e^{-i\mathbf{Q} \cdot \mathbf{r}}$  is the SDW order parameter. The gap with the largest amplitude,  $\Delta_N$ , opens up at the Fermi energy. Here we allow for a non-quantized wave vector  $Q_x = 2k_F + NG + z/v_F$  ( $N$  integer) and assume that  $|z| \ll \Delta_N$ . If  $Q_x$  is not quantized ( $z \neq 0$ ), the particle number conservation implies a shift  $\delta\mu = z + \text{sgn}(z)(z^2 + \Delta_N^2)^{1/2}$  of the chemical potential. As a result, the chemical potential does not lie in a gap (since  $|\delta\mu| > \Delta_N$ ), and the Hall conductance is not quantized. In order to determine the value of  $z$ , we use the method of Ref. [8]. We take into account the main gap  $\Delta_N$  exactly, and consider the gaps  $\Delta_{n \neq N}$  which open away from the Fermi level within perturbation theory. Skipping technical details, we obtain the condensation energy

$$\Delta E_N = -\frac{N(0)}{2} \Delta_N^2 + N(0) \left[ |z| (z^2 + \Delta_N^2)^{1/2} - z^2 \right], \quad (6)$$

$$\begin{aligned} \frac{2}{\tilde{g} I_N^2} &= \ln \frac{2E_0}{\Delta_N} + \sum_{n \neq 0} \frac{I_{N+n}^2}{I_N^2} \ln \frac{2E_0}{|n\omega_c|} \\ &\quad - \text{argsh} \frac{|z|}{\Delta_N} - \frac{z}{\omega_c} \sum_{n \neq 0} \frac{I_{N+n}^2}{n I_N^2}. \end{aligned} \quad (7)$$

Eq. (6) shows that for a given value of  $\Delta_N$  the energy is minimum for  $z = 0$ . Therefore, in order to stabilize a phase with  $z \neq 0$ , a necessary condition is  $\Delta_N(|z| > 0) > \Delta_N(z = 0)$ , i.e. [see Eq. (7)]

$$\text{argsh} \frac{|z|}{\Delta_N} + \sum_{n \neq 0} \frac{z}{\omega_c} \frac{I_{N+n}^2}{n I_N^2} < 0. \quad (8)$$

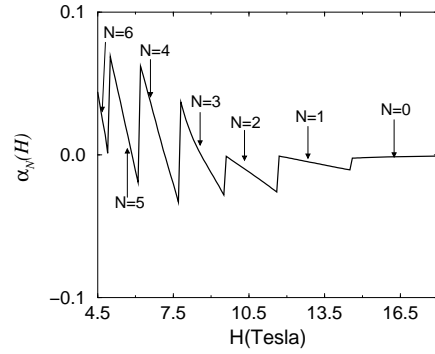


FIG. 3.  $\alpha_N(H)$  [Eq. (9)] vs field for  $\tilde{g} = 0.43$ . The condition  $\alpha_N < 1$  implies that quantization of  $Q_x$  and hence the Hall conductance is exact at  $T = 0$ .

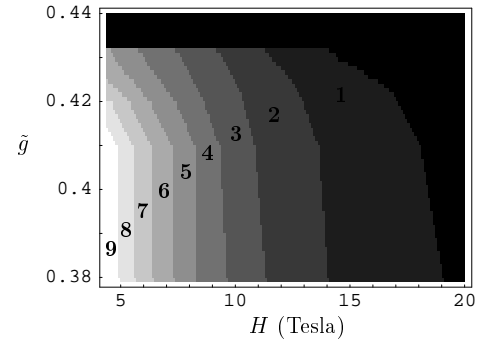


FIG. 4. Zero-temperature phase diagram showing the quantum number  $N$  vs. field and interaction strength  $\tilde{g}$ . For  $\tilde{g} > \tilde{g}_c = 0.433$ , the phase  $N = 0$  (black area) becomes stable for all values of  $H$ .

From Eq. (8), we conclude that a sufficient condition for  $Q_x$  to be quantized is

$$\alpha_N(H) = \left| \frac{\Delta_N}{\omega_c} \sum_{n \neq 0} \frac{I_{N+n}^2}{n I_N^2} \right| < 1, \quad (9)$$

where we have used  $|z| \ll \Delta_N$ . Given that the  $I_n$  coefficients satisfy the sum rule  $\sum_n I_n^2 = 1$  and  $\Delta_N \lesssim \omega_c$  [8], we expect the inequality (9) to be satisfied. Our numerical results for  $\tilde{g} = 0.43$  confirm this expectation (Fig. 3). We find that  $\alpha_N(H)$  increases with  $N$ , but is always much less than unity. For  $\tilde{g} < 0.43$ ,  $\alpha_N$  further decreases. We therefore conclude that, while it is never quantized near  $T_c$  for  $N \neq 0$  [see Eq. (5)],  $Q_x$  is strictly quantized at  $T = 0$  for all values of  $N$ .

The zero-temperature phase diagram, obtained by solving Eqs. (6-7) is shown in Fig. 4 as a function of field and electron-electron interaction strength. For  $T = 0$ , we find that the  $N = 0$  phase again invades the phase diagram at  $\tilde{g}_c = 0.433 \pm 0.001$ . At low temperature, corrections to the  $T = 0$  condensation energy will be exponentially small ( $\propto e^{-\Delta_N/T}$ ). Thus, the quantization of  $Q_x$  will persist in a finite temperature range. This implies that for  $\tilde{g} \lesssim \tilde{g}_c$ , at some intermediate temperature  $T^*(g, H)$  between  $T = 0$  and  $T = T_c$ , there

must be a phase transition or a crossover between phases with quantized and non-quantized  $Q_x$ . This phase transition/crossover is schematically indicated by a dotted line in Fig. 2. The details of this transition/crossover is beyond the scope of our present study.

*Comparison with previous theoretical results.* The overall phase diagram that we obtain is therefore qualitatively different from those obtained in the previous studies [3–8,12]. Near the metal-FISDW transition, we find that  $Q_x$  deviates from its quantized values, in accordance with Ref. [12]. However, in contrast to Ref. [12], our study indicates that this deviation is large enough to suppress the first-order transitions only in a very limited region of the phase diagram corresponding to high values of  $N$  and  $\tilde{g}$  close to  $\tilde{g}_c$  (Fig. 2). In Ref. [12], it is assumed that  $Q_y = \pi/b$ . When  $N \neq 0$ , this assumption is not correct and one has to look for the value of  $Q_y$  which maximizes the transition temperature. Even with the assumption  $Q_y = \pi/b$ , we are unable to reproduce Lebed's results. Instead of the FISDW cascade, we find that only the phase  $N = 0$  is stable at low temperature albeit with a very low  $T_c$ . Furthermore, at low temperature ( $T \ll T_c$ ), we find that the quantization of  $Q_x$  is exact (implying the quantization of the  $T = 0$  Hall conductance), which contradicts the prediction of Ref. [12] based on an extrapolation of results obtained near  $T_c$ . This suggests a novel phase transition/crossover at intermediate temperatures between phases with quantized and non-quantized  $Q_x$ . Also, below a critical pressure, we find that the  $N = 0$  phase invades the entire phase diagram.

*Comparison with experiments.* The overall phase diagram that we obtain agrees with the experimental observations in the compound (TMTSF)<sub>2</sub>PF<sub>6</sub> [14]. Above a critical pressure  $P_c$  (which corresponds to  $\tilde{g} < \tilde{g}_c$  in our theoretical analysis), we describe the cascade of FISDW phases. When  $P < P_c$  we find that the phase  $N = 0$  invades the entire phase diagram. Thus our study shows that the SDW phase below  $P_c$  is nothing else but the phase  $N = 0$  of the FISDW cascade (Fig. 4). This is also the conclusion obtained in Ref. [14]. To our knowledge, the sudden disappearance of the FISDW cascade below the critical pressure  $P_c$  has not been explained before.

Recent magnetoresistance measurements by Kornilov *et al.* [16] found that hysteretic behavior occurs at low temperature at the transitions between successive FISDW phases. The hysteresis weakens at higher temperature and disappears above a characteristic temperature  $T_0$  ( $T_0 < T_c$ ) for all  $N > 0$ . This behavior was ascribed to the suppression of the first-order transitions in the temperature range  $T_0 \lesssim T \lesssim T_c$  in agreement with Lebed's predictions [12]. However, this interpretation is inconsistent with our result that the first-order phase transitions can be suppressed only for  $N \geq 5$ . We cannot exclude, even if it seems quite unlikely, that in a more realistic model (for instance taking account of the

triclinic structure of the Bechgaard salts) the suppression of the first-order phase transitions would also occur for  $N < 5$ . In our opinion, the conclusion that the absence of hysteresis observed in experiments originates from the suppression of the first-order transitions should be taken cautiously. Such an absence of hysteresis could also be due to the weak first-order character of the transitions near  $T_c$  as was originally thought [11]. Our results suggest to perform experimental studies close to  $P_c$ , since the suppression of the first-order transitions should primarily be observed in the close vicinity of the critical pressure  $P_c$  (i.e.  $P \gtrsim P_c$ ) below which the FISDW cascade disappears.

KS thanks S. Girvin for support under grant DMR-0196503. ND thanks G. Montambaux and D. Jérôme for useful discussions.

- 
- [1] TMTSF stands for tetramethyltetraselenafulvalene and the anion X represents PF<sub>6</sub> or ClO<sub>4</sub>.
  - [2] T. Ishiguro, K. Yamaji, and G. Saito, *Organic Superconductors* (Springer, Berlin 1998); also see reviews in I. F. Schegolev memorial issue, J. Phys. (Paris) I **6**, 12 (1996).
  - [3] L. P. Gor'kov and A. G. Lebed', J. Phys. Lett. **45**, L433 (1984).
  - [4] M. Héritier *et al.*, J. Phys. Lett. **45**, L943 (1984).
  - [5] K. Yamaji, J. Phys. Soc. Jpn. **54**, 1034 (1985).
  - [6] G. Montambaux *et al.*, Phys. Rev. Lett. **55**, 2078 (1985).
  - [7] A. Virosztek *et al.*, Phys. Rev. B **34**, 3371 (1986).
  - [8] G. Montambaux and D. Poilblanc, Phys. Rev. B **37**, 1913 (1988).
  - [9] D. Poilblanc *et al.*, Phys. Rev. Lett. **58**, 270 (1987).
  - [10] V. M. Yakovenko, Phys. Rev. B **43**, 11353 (1991); N. Dupuis and V.M. Yakovenko, Phys. Rev. Lett. **80**, 3618 (1998); V.M. Yakovenko and H.S. Goan, Phys. Rev. B **58**, 10648 (1998); K. Sengupta *et al.*, Phys. Rev. Lett. **86**, 1094 (2001).
  - [11] J. R. Cooper *et al.*, Phys. Rev. Lett. **63**, 1984 (1989); S.T. Hannahs *et al.*, Phys. Rev. Lett. **63**, 1988 (1989).
  - [12] A.G. Lebed', Phys. Rev. Lett. **88**, 177001 (2002); A.G. Lebed', JETP Lett. **72**, 141 (2000) [Pis'ma Zh. Eksp. Teor. Fiz. **72**, 205 (2000)].
  - [13] The issue of quantization has also been considered by D. Poilblanc, Ph.D thesis, Université Paris XI (1988). It was concluded that  $Q_x$  is quantized at  $T = 0$  and that deviations from quantization at  $T > 0$  remains vanishingly small with no experimental consequence.
  - [14] W. Kang *et al.*, Phys. Rev. Lett. **70**, 3091 (1993).
  - [15] An increase in pressure also increases  $t_{2b}$ . This has a similar effect on  $T_c$  as a decrease of  $\tilde{g}$ . Since we do not know how these two parameters quantitatively vary with pressure, it is sufficient to vary  $\tilde{g}$  (at fixed  $t_{2b}$ ) to mimic a change of pressure.
  - [16] A. V. Kornilov *et al.*, Phys. Rev. B **65**, 060404(R) (2002).