

# Metallicity and its low temperature behavior in dilute 2D carrier systems

S. Das Sarma and E. H. Hwang

*Condensed Matter Theory Center, Department of Physics, University of Maryland, College Park, Maryland 20742-4111*  
(May 22, 2019)

By carefully comparing the calculated (full) temperature dependence of electronic resistivity at low temperatures with the corresponding asymptotic analytic form obtained in the  $T/T_F \rightarrow 0$  limit, we critically discuss the applicability of the linear temperature dependent correction to the low temperature resistivity in 2D semiconductor structures. We find quite generally that for charged ionized impurity scattering screened by the electronic dielectric function (within RPA or its suitable generalizations including local field corrections), the resistivity obeys the asymptotic linear form only in the extreme low temperature limit of  $T/T_F \leq 0.05$ . We point out the experimental implications of our findings and discuss in the context of the screening theory the relative strengths of metallicity in different 2D systems.

PACS Number : 71.30.+h; 73.40.Qv

A great deal of attention has recently been focused on the temperature dependence of carrier (both electrons and holes, depending on whether the 2D system is n-doped or p-doped – in this paper the terminology “electron” or “electronic” generically refers to electrons or holes depending on the 2D system being considered) resistivity,  $\rho(T)$ , at low temperatures (and densities), following the pioneering experimental report by Kravchenko and collaborators [1] that the measured low temperature  $\rho(T)$  shows very strong “metallic” temperature dependence (i.e.  $\rho(T)$  increasing with  $T$ ) at some intermediate densities (the so-called “metallic” or the 2D “metal” phase) eventually making a transition to a strongly insulating state at low carrier densities ( $n$ ). (At high electron densities  $\rho(T)$  shows very weak temperature dependence [2] similar to 3D metals.) In particular,  $\rho(T)$  could increase by as much as a factor of three in 2D Si MOSFETs (for  $n \sim 10^{11} \text{cm}^{-2}$ ) as temperature changes from  $50 \text{mK}$  to  $2 \text{K}$  [1,3]. While this metallicity (in this paper “metallicity” or “metallic behavior” will exclusively signify the unusually strong  $T$ -dependence of  $\rho(T)$  in the metallic phase above the critical density at which the system makes a transition to the manifestly insulating phase) is by far the strongest in  $n$ -Si MOSFET 2D structures, the phenomenon has by now been observed (with large quantitative variations in the strength of the metallicity) in essentially all the existing low density 2D semiconductor systems [4–11] such as  $p$ -GaAs, SiGe, Si on sapphire (SOS),  $n$ -GaAs,  $n$ -AlAs, etc. Our work (we concentrate here on  $n$ -Si MOS,  $p$ -GaAs, and  $n$ -GaAs, as representative 2D systems) presented in this paper deals with the currently controversial issue of understanding quantitatively the metallicity of  $\rho(T)$  in various 2D systems from a theoretical perspective. In particular, we use a conventional Fermi liquid theory approach in explaining the strong temperature dependence of  $\rho(T)$  in the metallic phase. The basic physical picture is that of a strongly temperature dependent effective disorder seen by the 2D electrons at low carrier densities due to

the temperature dependent screening of charged impurity scattering which gives rise to the dominant resistive mechanism at low temperatures. We have earlier obtained reasonable semiquantitative agreement with experimental  $\rho(T)$  measured in Si-MOS [12],  $p$ -GaAs [13], SiGe [14], Si-MOS with substrate bias [15], and  $n$ -GaAs 2D structures [16] using this microscopic screening theory approach.

In this paper we consider, motivated by recent theoretical and experimental development, the leading-order temperature dependence of the 2D “metallic” resistivity in the low temperature,  $T/T_F \rightarrow 0$ , limit (where  $T_F = E_F/k_B \propto n$  is the 2D Fermi temperature), and provide a critical explanation for the relative strength of metallicity in various 2D systems. Such a unifying semi-quantitative explanation for the relative metallicity strengths in different materials has so far been lacking in the literature except in very general terms involving the largeness of  $r_s$  values in various systems. The 2D “metallic” phase is unusual in the sense that the usual 3D metals do not exhibit strongly temperature dependent resistivity (unless of course there is a superconducting transition, not relevant to our consideration) at low temperatures ( $T < 5 \text{K}$ ), the so-called Bloch-Grüneisen regime where acoustic phonon scattering (the main mechanism contributing to the temperature dependence of resistivity in bulk metals) essentially freezes out. Although phonon scattering plays a subtle (albeit secondary) role [13] in the metallic behavior of GaAs-based (both electron and hole) 2D systems, theoretical calculations [17,13,16] definitively show phonon scattering to be of little significance in the observed low temperature ( $\leq 1 \text{K}$ ) 2D metallicity – in fact, in Si MOS-based 2D electron systems, where the 2D metallicity is most pronounced (and first observed), phonon scattering plays no role whatsoever in  $\rho(T)$  for the experimentally relevant regime of  $T < 5 \text{K}$ . Phonon scattering effects, which we have considered elsewhere [17,13,16] in providing an explanation for the observed non-monotonicity in

$\rho(T)$  at intermediate temperatures ( $T \sim 1 - 5K$ ) in 2D  $n$ - and  $p$ -GaAs systems, are not included in the current work since the focus of this paper is the behavior of  $\rho(T)$  as  $T/T_F \rightarrow 0$  where phonons surely play no roles. We consider only disorder scattering due to random charged impurities in this work.

The strong temperature dependent “metallic” resistivity in low density 2D systems arise, in our view, from an interplay in the disorder scattering between finite temperature (or, even “high” temperature in the sense that  $T/T_F \sim n^{-1}$  is not necessarily very small as it is in 3D metals and could actually be of order unity in low density 2D systems for  $T \sim 1K$ ) and density dependent 2D screening properties as reflected in the dimensionless parameter  $q_{TF}/2k_F \sim n^{-1/2}$  where  $q_{TF}$  and  $k_F$  are respectively the 2D Thomas-Fermi screening wave vector and the Fermi wave vector [18]. The fundamental difference between the semiconductor-based 2D “metals” of interest to us in this paper and the usual 3D metals is the great discrepancy in the magnitudes of  $T/T_F$  and  $q_{TF}/2k_F$  in the two systems: In 3D metals  $T/T_F \sim 10^{-4}$  for  $T \sim 1K$  whereas  $T/T_F \sim 0.1 - 1$  in our 2D systems, and  $q_{TF}/2k_F \approx 1$  in 3D metals whereas  $q_{TF}/2k_F$  varies between 0.1 and 20 as carrier density is changed in the 2D systems. In addition static screening has qualitatively different wave vector dependence in 2D and 3D systems, leading to the observed strong metallicity in various 2D systems. In 3D metals the low temperature resistivity arises almost entirely from temperature independent short range disorder scattering, which leads to exponentially suppressed,  $O(e^{-T/T_F})$ , temperature dependence in the resistivity, and any residual small temperature dependence in  $\rho(T)$  is contributed by phonon scattering (which produces the well-known Bloch-Grüneisen behavior,  $\rho(T) \approx \rho_0 + AT^5$ , where the temperature-independent contribution  $\rho_0$  arises from short-range disorder scattering whereas the very weak temperature dependence characterized by the second term arises from highly suppressed phonon scattering at low temperatures). By contrast, low temperature transport (neglecting weak localization effects) in 2D metallic systems of interest to us is dominated mostly by screened disordered scattering [i.e.,  $\rho(T) = \rho_0 + \Delta\rho(T)$  with both  $\rho_0$  and  $\Delta\rho$  being determined essentially by disorder for  $T \leq 5K$ ], which can be strongly temperature dependent at low densities by virtue of large possible values of the relevant parameters  $T/T_F$  ( $\sim 1$ ) and  $q_{TF}/2k_F$  ( $\sim 10 - 20$ ) at low densities and temperatures in 2D semiconductor structures. All localization effects are ignored [2] in this paper.

We emphasize that in our view the dimensionless  $r_s$  parameter (the so-called Wigner-Seitz radius) characterizing the electron-electron interaction strength in the 2D system does *not* play a fundamental role, at least in the zeroth order minimal theory, in determining the temperature dependence of  $\rho(T)$  except so far as  $r_s$  determines

the dimensionless parameters  $T/T_F$  ( $\equiv t$ ) and  $q_{TF}/2k_F$  ( $\equiv q_0$ ) through the carrier density. We believe that the fundamental parameters determining the 2D metallicity, i.e. the temperature dependence of  $\rho(T, n)$  in the putative metallic phase, are  $t$  and  $q_0$ . In particular, for 2D systems it is easy to show that  $q_0 = g_v^{3/2} r_s / \sqrt{2}$  and  $t = (k_B T / Ry)(g_v / 2) r_s^2$ , where  $g_v$  is the valley degeneracy of the relevant semiconductor material ( $g_v = 2$  for Si(100)-MOS structures,  $g_v = 1$  for  $p$ - and  $n$ -GaAs systems),  $r_s = (\pi n)^{-1/2} / a_B$  is the usual dimensionless Wigner-Seitz density (or interaction) parameter with  $a_B = \kappa \hbar^2 / m e^2$  as the effective semiconductor Bohr radius ( $\kappa$  and  $m$  are the background dielectric constant and the carrier effective mass respectively), and  $Ry = e^2 / (2\kappa a_B)$  is the natural atomic energy unit (effective Rydberg) for the semiconductor. We find that the existing experimental data for the metallicity in various 2D semiconductor systems approximately obeys the 2-parameter scaling behavior  $\Delta\rho(T, n) / \rho_0 \sim F(t, q_0)$ , where  $F$  is a smooth and approximately universal function of  $q_0$  and  $t$  for all 2D “metallic” systems, as implied by the screening theory. In particular, a direct consequence of this theoretical prediction is that the temperature dependence of  $\rho(T)$  should correlate with the parameter  $q_0$  (and *not*  $r_s$  as is almost universally assumed) in different materials when expressed in terms of the dimensionless temperature  $t$ . (We note that the functional dependence of  $q_0 \sim g_v^{3/2} r_s$  is not only different from the dimensionless density parameter  $r_s$ , but also from the dimensionless ratio of the Fermi energy to the Coulomb energy in the system which goes as  $g_v r_s$ .) Theoretical details and the equations for our 2D Boltzmann theory are given in the appendix of this paper where we derive this scaling law.

This zeroth order functional dependence on  $t$  and  $q_0$ ,  $\Delta\rho(T, n) \equiv \Delta\rho(t, q_0)$ , in fact, provides a minimal explanation for the observed strong variation in the 2D metallicity not only for various densities in the same material but for different materials at equivalent densities – for example, Si-MOSFET based 2D electron systems manifest much stronger metallicity compared with  $p$ -GaAs or  $n$ -GaAs based 2D systems even at the same  $r_s$  value because  $g_v = 2$  (1) in Si (GaAs). Taking  $r_s$  to be the critical parameter determining metallicity fails to explain why the 2D  $p$ -GaAs system shows weaker metallic behavior, even though it typically has much larger  $r_s$  values ( $r_s \sim 15 - 40$ ) than the Si system. Our screening theory provides a simple explanation for this observation by virtue of  $q_0$  being larger (by a large factor of  $\sqrt{8}$ ) in Si than in GaAs for the same  $r_s$  value. Thus, Si MOSFET 2D metallicity at  $r_s = 10$  should be approximately comparable to a GaAs 2D metallicity at  $r_s = 10\sqrt{8} \approx 28$  when expressed as a function of the dimensionless temperature variable  $T/T_F$ . This predicted correspondence in the relative metallicity in terms of  $q_0$  and  $t$  is consistent with the experimental observations in these systems.

We emphasize, however, that this correspondence is expected to work only on a zeroth-order qualitative level and should not, by any means, be construed as a precise quantitative prediction. This is discussed with theoretical details in the appendix. For example, the form factor effects associated with the quasi-2D subband quantization do not scale with the density parameter  $q_0$ , and will necessarily affect different systems in different manners since the associated effective masses, the dielectric constants, the depletion charge densities, and the confinement potentials, which together determine the form factor, are different in different systems. Similarly, the bare (i.e., unscreened) disorder will certainly depend on the system varying qualitatively among different systems and materials, which could lead to substantial quantitative deviations from our predicted  $\rho(q_0, t)$  scaling based on the temperature dependent screening argument. For example, in Si MOSFET transport is dominated by interface scattering – both by long-range potential scattering due to ionized impurities located near the Si-SiO<sub>2</sub> interface and short-range scattering by interface roughness fluctuations inherent at the Si-SiO<sub>2</sub> interface. In GaAs structures (both  $p$  and  $n$ ), scattering by (unintentional) background charge impurities (and less so by remote charge dopants) dominates at the highest mobilities with phonon scattering being non-negligible (although small) down to  $T < 1K$ . In addition,  $p$ -GaAs structures most likely also have significant spin inter-subband scattering within the spin-split valence bands. The non-universal quantitative effects associated with subband quantization and disorder potential make the simple 2-parameter screening picture of  $\Delta\rho(T, n)$  dependent only on  $q_0$  and  $t$  quantitatively inaccurate, but the simple picture applies surprisingly well on a zeroth-order qualitative level as can be verified by comparing the experimentally observed metallicity strengths in Si MOS,  $p$ -GaAs, and  $n$ -GaAs structures where the metallicity clearly scales approximately with  $q_0 \sim g_v^{3/2} r_s$  and  $t$  provided  $T$  is low enough so that phonon effects could be ignored in the GaAs system. The crucial new point we are making in this paper is that strong metallicity manifests itself in low density 2D systems because the control parameters  $q_0 \propto n^{-1/2}$  and  $t \propto n^{-1}$  are large only for low carrier densities and not because  $r_s$  is large – for example,  $n$ -Si MOS system and  $n$ -GaAs system show more than an order of magnitude different metallicities for the same  $r_s$  value because  $q_0$  and  $t$  are much larger in Si than in  $n$ -GaAs ( $\Delta\rho/\rho_0$  increases by a factor of 3 in Si MOS systems of refs. [1] and [15] for  $r_s \geq 10$  whereas it increases only by about 25% in the  $n$ -GaAs system of refs. [16] for  $r_s \geq 10$ ).

In Fig. 1 we show our calculated  $\rho(T, n)$ , depicted in terms of the dimensionless variables  $q_0$  and  $t$ , for a 2D system using Si MOS parameters (e.g., effective mass, dielectric constant, etc.) and assuming the disorder scat-

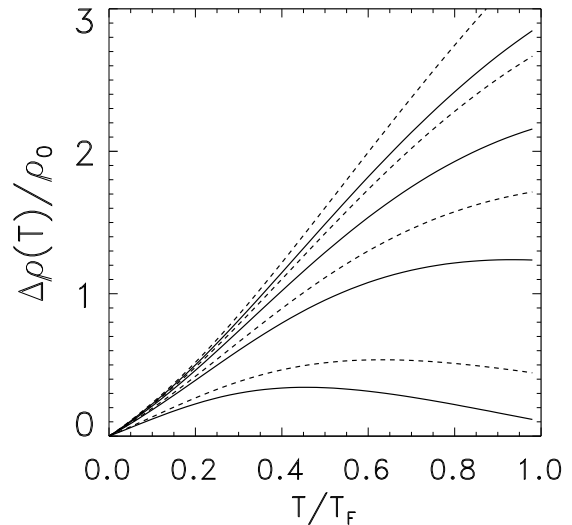


FIG. 1. Calculated  $\Delta\rho = \rho(T, n) - \rho_0$ , where  $\rho_0 = \rho(T = 0)$ , for various  $q_0 = q_{TF}/2k_F = 5, 10, 15, 20$  (from the bottom) as a function of  $t = T/T_F$  for Si MOSFET. The solid (dashed) lines indicate resistivities from interface (bulk) charged impurities.

tering to be entirely due to finite temperature RPA-screened charged impurity scattering. Results shown in Fig. 1 demonstrate the importance of the dimensionless screening parameter  $q_0 (= q_{TF}/2k_F)$  as the relevant control parameter in determining the strength of metallicity in 2D systems. In particular the maximum relative change in the resistivity,  $\Delta\rho/\rho_0$ , ranges from about 40% for  $q_0 = 5$  (which corresponds to a Si (100) inversion layer carrier density of  $n = 11 \times 10^{11} \text{ cm}^{-2}$ ) to almost 300 % for  $q_0 = 20$  (corresponding to  $n = 7 \times 10^{10} \text{ cm}^{-2}$ ) as  $t \equiv T/T_F$  changes from 0 to 1 in Fig. 1. It should be noted that the maximum in  $\Delta\rho/\rho_0$  shifts to higher values of  $t (= T/T_F)$  for higher (lower) values of  $q_{TF}/2k_F$  ( $n$ ), and phonon effects (ignored in our consideration) will play increasingly important quantitative role in the temperature dependent resistivity for  $T > 5K$ . These two facts together make the metallic behavior relatively even more important at lower densities, or equivalently, higher values of  $q_0$ . A comparison between solid and dashed lines in Fig. 1 shows the quantitative importance of the nature of impurity scattering in determining the temperature dependence of resistivity: in general, charged impurities randomly distributed in the 2D layer itself (bulk disorder shown by dashed lines in Fig. 1) lead to stronger temperature dependence than interface disorder (solid lines) associated with charged impurities distributed randomly at the semiconductor-insulator interface. This is precisely what is expected since screening effects should be the strongest when charged impurities and the carriers are distributed in the same region of space with no spatial separation. It may also be worthwhile to mention in the context of Fig. 1 that the experimental Si inversion layer systems [1,3] manifesting the

most dramatic metallicity (*i.e.* large changes in  $\Delta\rho/\rho_0$  as a function of temperature) typically have  $n \leq 10^{11} \text{cm}^{-2}$  corresponding to  $q_0 \sim 15 - 20$  in Fig. 1, thereby showing a relative temperature dependent change in resistivity of about 100 — 300 % as  $T/T_F$  varies from zero to 0.5. Thus the results in Fig. 1 are in reasonable qualitative and semi-quantitative agreement with experimental results as we have emphasized elsewhere [12].

In Fig. 2 we show the calculated  $\Delta\rho/\rho_0$  for three different 2D systems for a comparison of their metallicity: (100) n-Si inversion layer, p-GaAs heterostructure, and n-GaAs heterostructure. We have shown the results for the same values of carrier density,  $r_s$  parameter, and  $q_0$  ( $= q_{TF}/2k_F$ ) parameter in order to emphasize the importance of the dimensionless screening parameter  $q_0$  in determining the temperature dependence. As emphasized above, for the same values of carrier density (see inset (a)), the metallicity is the strongest (weakest) in the Si (n-GaAs) system with the p-GaAs system being intermediate. For the same value of  $r_s$  parameter (see inset (b)) the metallicity depends strongly on the valley degeneracy, but weakly on the other parameters. The mass of the carrier does not change the metallicity for the same  $r_s$  parameter, which gives exactly the same resistivity behavior for p-GaAs and n-GaAs if we use the same material parameters except mass. In the main figure we show the metallicity for equivalent  $q_0 = 15$  parameter values in all three systems. The thin solid line shows that the temperature dependence is scaled perfectly for the pure 2D systems, as proven in the appendix. For quasi-2D systems, however, the scaled resistivity expressed as a function of dimensionless temperature  $t = T/T_F$  is approximately similar in the three systems without perfect scaling. The deviation of scaling is mostly due to form factor effects. Since the electron effective mass in n-GaAs is small ( $m = 0.067m_e$ ), extremely low values of carrier density are required in 2D n-GaAs systems for observing appreciable screening-induced temperature dependence as has been recently reported in Ref. [16].

Since the behavior of  $\Delta\rho(T, n)$  for finite  $T$  is necessarily non-universal for reasons discussed above, recent attention has focused on the very low temperature behavior of  $\rho(T)$  in the  $t = T/T_F \rightarrow 0$  limit. In particular, it was realized a long time ago [19,20] that  $\Delta\rho(T, n)$  derived from the Boltzmann theory within the relaxation time approximation for screened disorder scattering has the following expansion in 2D systems:

$$\Delta\rho(T, n)/\rho_0 \approx C_1 t + C_{3/2} t^{3/2} + \dots, \quad (1)$$

in the asymptotic regime  $t \rightarrow 0$ . The coefficients  $C_1$  and  $C_{3/2}$  were first (but incorrectly) calculated by Gold and Dolgoplov [20]. We have re-calculated  $C_1$  and  $C_{3/2}$ , and find the original results in Ref. [20] to be incorrect. We calculate the correct coefficients (for RPA screening) to be:

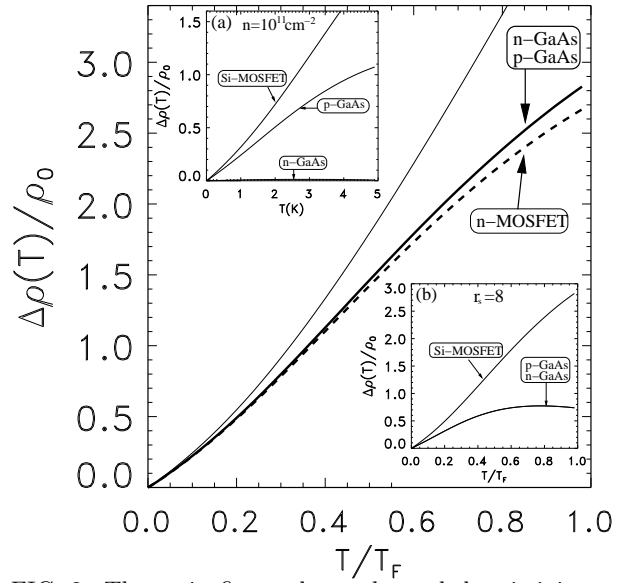


FIG. 2. The main figure shows the scaled resistivity as a function of  $t = T/T_F$  for Si-MOSFET, p-GaAs, and n-GaAs with a fixed  $q_0 = 15$ . For pure 2D system the calculated resistivities yield perfect scaling for all systems (thin solid line). Thick lines show the scaling for quasi-2D systems. In inset (a) we show the change of resistivity for fixed value of  $r_s = 8$  as a function of  $t = T/T_F$ . In inset (b) the comparison of the metallicity for fixed density is given as a function of a temperature.

$$C_1 = 2(1 + 1/q_0 f)^{-1}, \quad (2a)$$

$$C_{3/2} = 2.646(1 + 1/q_0 f)^{-2}, \quad (2b)$$

where  $q_0 = q_{TF}/2k_F$  (as defined above) and  $f \equiv f(2k_F)$  is the appropriate quasi-2D subband form-factor at the wave vector  $2k_F$  (in general  $f \leq 1$  with the strictly 2D limit being  $f = 1$ ). Our calculated  $C_1$  agrees (in the strictly 2D limit of  $f = 1$ ) with the recent result given in Ref. [21] and disagree with that of Ref. [20] whose incorrectly calculated  $C_1$  is larger by a factor of  $2 \ln 2$  (*i.e.* about 40% higher). Our calculated  $C_{3/2} \approx 2.65$  is 28% smaller in magnitude than the incorrect value ( $\approx 3.4$ ) quoted in Ref. [20]. We note that the errors in Ref. [20] led to a large overestimate of the asymptotic temperature dependence of  $\rho(T)$ , which we now correct. An important recent theoretical development in the subject has been the demonstration by Zala *et al.* [21] that the leading-order linear result given in Eq. 1, in fact, survives (albeit with  $C_1$  replaced by an unknown Fermi liquid parameter) inclusion of higher-order electron-electron interaction terms in the theory, of which screening is only one particular aspect. In particular, the leading-order temperature dependence in the interaction theory of Zala *et al.* contains the  $C_1$  term of our Eqs. (1) and (2) as the so-called Hartree term in the language of Ref. [21].

A thorough understanding of this first order linear term in the theory has taken on significance in view of the existence of the Zala *et al.* [21] work, and even

more importantly, because of the several recent attempts [11,22,23] to compare experimental results to the interaction theory. The interaction theory considerably extends the screening theory (through the inclusion of higher-order interaction corrections), but is unfortunately constrained at this stage to only the leading order result in  $t$ , and therefore applies only at very high (low) densities (temperature) so that  $t \ll 1$ . The two theories are thus complementary – the screening theory being an approximate theory (because it includes only the screening part of the electron-electron interaction) for *all*  $t$  (in fact, its accuracy improves with increasing  $t$  since the RPA becomes exact in the classical high-temperature limit) whereas the interaction theory is presumably an exact leading-order in  $t$  (within the perturbative Landau Fermi liquid theory scheme) theory as  $t \rightarrow 0$ . This obvious complementarity of these two approaches has not been emphasized in the recent literature where some recent publications have even presented the misleading and incorrect viewpoint of these two approaches as mutually exclusive competing theories.

In view of the complementary nature of these two theories it becomes important to ask about the regime of validity of the linear approximation inherent in the interaction theory. This issue becomes particularly crucial since most of the existing  $\rho(T)$  data in the putative 2D metallic phase does *not* follow a linear temperature dependence over any appreciable temperature regime in the lowest temperature range (i.e.  $T/T_F \ll 1$ ). The situation becomes more complicated with the realization that the ‘strong’ condition (the ‘weak’ condition being  $T \ll T_F$ ) for the validity of the interaction (as well as the screening) theory is that  $T_D \ll T \ll T_F$ , where  $T_D \approx \hbar/(\tau k_B)$  is roughly the so-called Dingle temperature with  $\tau$  being the  $T = 0$  limit of the transport relaxation time [i.e.  $\tau = m/(ne^2\rho_0)$ ]. In the screening theory  $T_D$  cuts off the temperature dependence of screening for  $T \leq T_D$  (making the disorder to be effectively temperature independent) leading to a suppression in the temperature dependence of  $\rho(T)$  whereas the interaction theory is by construction a theory of “ballistic” transport developed in the  $\hbar/(\tau k_B T) \ll 1$  limit (and then the  $T/T_F \ll 1$  limit is taken to obtain explicit asymptotic results). The  $T_D$ -cutoff in the temperature dependence of  $\rho(T)$  for  $T \leq T_D$  is extremely well-motivated physically within the screening theory, and has been discussed in details in the literature [12,13,19] as the reason for the need of low disorder (or equivalently, high mobility with concomitant low values of  $T_D$ ) samples to observe 2D metallicity (low density is also required in the screening theory for strong metallicity so as to produce large values of  $T/T_F$  at low temperatures and to make  $qT_F/2k_F$  large enough to have strong screening effect). We will mostly ignore the Dingle temperature effects in the theory by assuming  $T_D \approx 0$ , but in comparing experimental data to the interaction theory the ballistic limit is an important constrain for

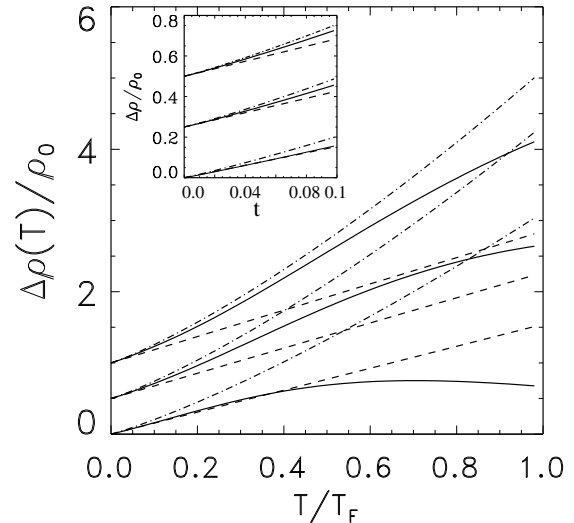


FIG. 3.  $\rho(T)$  for a Si-MOSFET with density  $n = 56.0, 12.0, 7.0 \times 10^{10} \text{ cm}^{-2}$  (from the bottom). Solid lines indicate the full RPA screening theory, dashed lines the asymptotic approximations with only the linear term, and dot-dashed lines with both the  $O(T)$  and  $O(T^{3/2})$  terms. For clarity we use offset by 0.5 for lower densities. The inset shows  $\rho(T)$  on an expanded temperature scale.

one to remember. In particular, in many experimental situations the constraint  $\hbar/(\tau k_B) \ll T \ll T_F$  necessary for the application of the ballistic limit interaction theory may not even exist [23].

To address the important question of the regime of validity of the asymptotic linear approximation we have carried out a careful comparison between the linear- $T$  approximation (Eqs. 1 and 2) and the full numerical calculation of  $\rho(T)$  within the RPA screening theory. (These results are presented in Figs. 3 and 4.) The important conclusion drawn from this comparison is that the regime of validity of the asymptotic linear formula,  $\Delta\rho/\rho_0 \sim O(T/T_F)$ , is extremely restricted, and at least for the RPA screened disorder scattering, the linear approximation holds only in the very low temperature limit of  $T/T_F < 0.05$ , which, in general, is not in the ballistic regime except at very high densities where the metallicity is very weak. We therefore conclude that the low-temperature asymptotic linear regime, while being of substantial theoretical interest, is not of much experimental relevance since  $\Delta\rho \sim T$  only for temperatures (densities) much too low (high) to be of experimental interest. Our conclusion is based on a comparison of the asymptotic analytic linear- $T$  formula with the full  $T$ -dependent calculation only for the RPA screening theory (because this is the only theory where both the asymptotic result and the full result can be calculated), but we believe our conclusion to be quite generally valid, and even for the interaction theory we expect the low- $T$  regime of validity of the linear  $T$  formula to be too restricted to be of much experimental relevance. This is consistent with

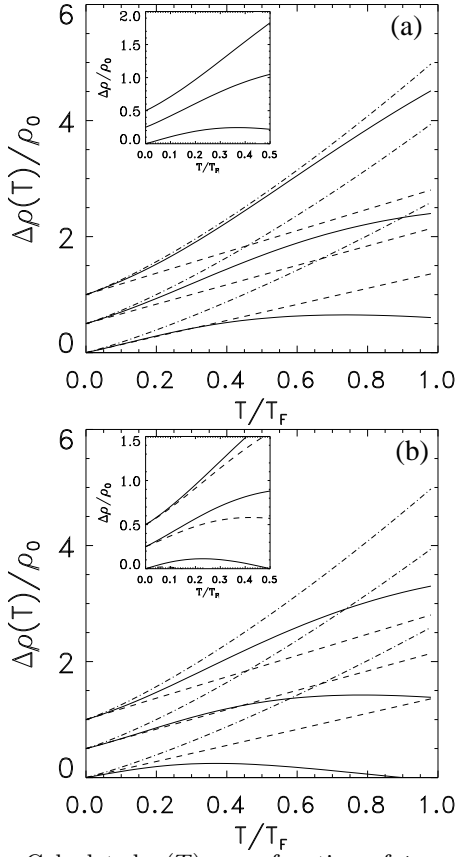


FIG. 4. Calculated  $\rho(T)$  as a function of  $t = T/T_F$  (a) for p-GaAs with density  $n = 21.8, 5.45, 1.36 \times 10^{10} \text{ cm}^{-2}$  (from the bottom) and (b) for n-GaAs with density  $n = 6.1, 1.5, 0.38 \times 10^9 \text{ cm}^{-2}$  (from the bottom) by considering only scattering from a uniform random distribution of ionized impurities in the quantum well. Solid lines indicate the full RPA screening results, dashed lines the asymptotic approximations with only the linear term, and dot-dashed lines with both the  $O(T)$  and  $O(T^{3/2})$  terms. Offset by 0.5 for lower densities is used. The inset in (a) shows  $\rho(T)$  for charged impurities at interface. The inset in (b) shows  $\rho(T)$  for scattering by remote charged dopants at  $d = 100 \text{ \AA}$  (solid lines) and  $d = 300 \text{ \AA}$  (dashed lines) on an expanded temperature scale.

the existing experimental results where  $\rho(T, n)$  is never precisely linear (at low temperatures) essentially at any carrier densities.

In Fig. 3 we show our calculated  $\rho(T)$  for three densities in the (100)Si MOS 2D electron system in both the full RPA screening theory and in the asymptotic approximations keeping only the leading-order linear term and both the  $O(T)$  and  $O(T^{3/2})$  terms in Eq. (1). We have assumed scattering from a random distribution of charged impurities located at the interface, and subband form-factor effects have been included in both calculations equivalently. The inset shows  $\rho(T)$  on an expanded temperature scale.

In Fig. 4 we show similar comparisons between the calculated full  $\rho(T)$  and the asymptotic analytic approx-

imations for 2D GaAs holes and electrons in their experimentally relevant density regimes of interest. For these two systems we show results for two different impurity scattering mechanisms for the sake of completeness (also for the sake of consistency with the experimental GaAs systems where interface charged impurity scattering is typically less important than in Si MOSFETs). In particular, we give results for scattering by a uniform random distribution of (unintentional) background ionized impurities (which are invariably present and are usually the dominant scattering centers in the GaAs samples of the highest mobilities) and by remote charged dopants (assumed to be randomly distributed in a 2D plane separated a modulation distance of  $d$  from the 2D electron layer), the so-called modulation doped situation. It is obvious from Fig. 4 that 2D n-GaAs system not only has the weakest temperature dependence but also exhibits essentially no clear linear temperature regime. This is consistent with the very weak screening properties (and large values of  $E_F$ ) of 2D n-GaAs because of its very low band effective mass. The real importance of the actual random impurity distribution in the system (usually not known and has to be inferred from a comparison of the transport data with theoretical calculations assuming specific impurity distributions) in affecting (both qualitatively and quantitatively) the  $\rho(T)$  behavior is apparent in the results of Fig. 4: The strongest temperature dependence arises in the situation where the charged impurities are randomly distributed in the 2D layer of the carriers and the weakest  $T$ -dependence arises in the modulation doped situation (particularly for densities low enough so that  $2k_F d \geq 1$ ) with the interface disorder case being intermediate. This dependence on the details of disorder is easily understood within the screening theory by considering the role of  $2k_F$  scattering in transport: Modulation doping with  $2k_F d \geq 1$  essentially completely suppresses large momentum  $2k_F$  scattering even at low temperatures because of the  $e^{-2k_F d}$  term in the form factor drastically reducing the temperature dependence due to screened impurity scattering whereas charged impurities distributed randomly in the layer of the carriers maximizes  $2k_F$  scattering for a given system. The interaction theory of Zala *et al.* [21] had to make the drastic approximation of a zero-range white-noise impurity disorder potential, thus drastically (and artificially) enhancing the  $2k_F$ -scattering. In real systems, other things being equal (i.e. the mobility, the density, and the 2D system), there would be a strong dependence of the detailed behavior of  $\rho(T)$  on the actual random impurity distribution in the system through the form factor effect. (Note that the low-T asymptotic linear formula does not depend on the impurity distribution or on the range of disorder scattering.)

Before concluding we discuss the quantitative significance of various solid state physics effects on the 2D metallicity. The specific effects we discuss are the *quasi-*

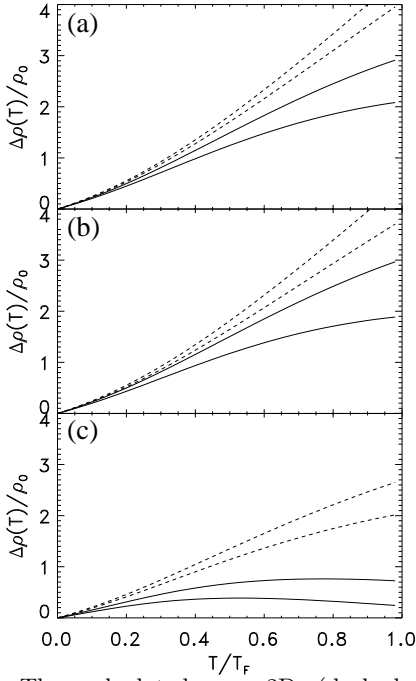


FIG. 5. The calculated pure-2D (dashed lines) and *quasi*-2D (solid lines) temperature-dependent resistivity for screened bulk charge impurity scattering (a) for Si-MOSFET with  $n = 10, 20 \times 10^{10} \text{ cm}^{-2}$ , (b) for p-GaAs with  $p = 2.0, 5.0 \times 10^{10} \text{ cm}^{-2}$ , and (c) for n-GaAs with  $n = 0.5, 1.0 \times 10^{10} \text{ cm}^{-2}$ . The lower lines represent higher densities.

2D nature of the semiconductor layers under consideration and the nature of bare impurity disorder (*i.e.* long range versus short range) in determining the temperature dependence of 2D resistivity. (Both of these effects are ignored in Ref. [21], but the inclusion of the quasi-2D form-factor effect in the interaction theory is straightforward.) In Fig. 5 we compare the calculated 2D and *quasi*-2D temperature-dependent resistivity for screened bulk charge impurity scattering, finding that the metallicity is substantially overestimated in the strictly two-dimensional approximation. Thus, it is essential to include the quasi-2D nature of the semiconductor system in order to obtain quantitatively accurate temperature dependence although the 2D approximation is qualitatively correct.

In Fig. 6 we show a comparison between the results calculated for realistic long-range charged impurity scattering and hypothetical short-range delta-function (in real space) impurity scattering (both equivalently screened by the finite temperature RPA dielectric function of the 2D carriers). We point out that the dominant disorder in 2D semiconductor systems arises from long-range (Coulomb) charged impurity scattering. In Fig. 6, the calculated temperature dependence is obviously substantially stronger for short-range bare disorder. It is important to emphasize in this context that the leading-order asymptotic dependence of  $\Delta\rho/\rho_0$  on  $T/T_F$  is *independ-*

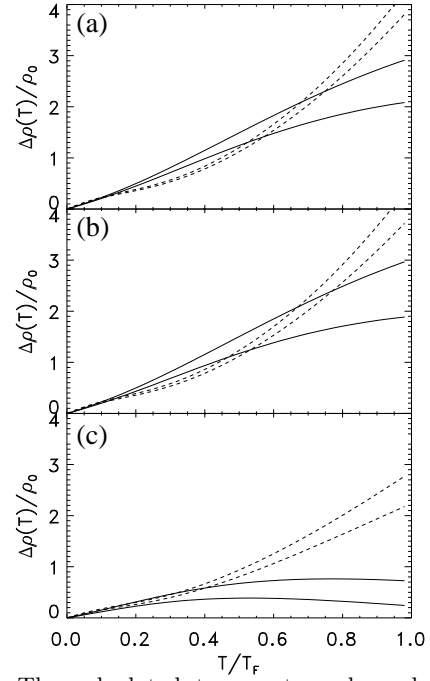


FIG. 6. The calculated temperature dependent resistivities for realistic long-range charged impurity scattering (solid lines) and for hypothetical short-range delta-function impurity scattering (dashed lines) (a) for Si-MOSFET with  $n = 10, 20 \times 10^{10} \text{ cm}^{-2}$ , (b) for p-GaAs with  $p = 2.0, 5.0 \times 10^{10} \text{ cm}^{-2}$ , and (c) for n-GaAs with  $n = 0.5, 1.0 \times 10^{10} \text{ cm}^{-2}$ . The lower lines represent higher densities.

*dent* of the range of the bare disorder since it depends (see Eqs. 1 and 2) on the electron-impurity interaction only through  $V_{e-i}(2k_F)$ , *i.e.* through the constant (momentum space) impurity interaction defined at the wave vector  $q = 2k_F$ , making long- and short-range bare disorder completely equivalent for the low temperature asymptotic temperature dependence. On the other hand, the full temperature dependence depicted in our Fig. 6 manifestly demonstrates that, except at the lowest values of  $t = T/T_F \leq 0.1$ , the actual temperature dependent resistivity depends quite significantly on the range of bare disorder with short-range bare disorder providing substantially stronger temperature dependence than the long-range Coulomb disorder due to random charged impurity scattering.

In summary, we have carried out a critical comparison between the full  $\rho(T)$  calculated within the RPA screening theory and its asymptotic ( $T/T_F \rightarrow 0$ ) linear- $T$  approximation, finding that the linear approximation strictly applies only at very low temperatures, typically  $T/T_F < 0.05$ . In addition, we have provided a qualitative explanation, based on our approximate finding  $\Delta\rho(T, n) \approx \Delta\rho(t, q_0)$  where  $t \equiv T/T_F$  and  $q_0 \equiv q_{TF}/2k_F$ , for the relative strength of metallicity in various 2D systems (showing in the process that the dimensionless screening parameter  $q_0$ , and *not* the dimensionless interaction parameter  $r_s$ , provides a better zeroth-

order qualitative description for the metallicity trend in various materials). We have also carried out detailed analysis of  $\rho(T, n)$  in the strictly 2D limit (*i.e.*, with the subband form factor  $f \equiv 1$ ) and using short-range bare disorder. The strictly 2D results are in general quantitatively incorrect showing a more prominent linear low- $T$  regime than the realistic quasi-2D results and also manifesting much stronger metallicity in general than what is experimentally observed. Similarly, the short-range bare disorder manifests stronger temperature dependence than the realistic charged impurity scattering case although they both have the same leading-order temperature dependence. We have also carried out our theoretical transport calculations including local field corrections to 2D screening by going beyond RPA (which is exact only in the high density or in the high temperature limit). Our results with local field corrections are qualitatively very similar to the RPA screening results presented in this paper except that the temperature dependence of  $\rho(T)$  is in general somewhat weaker. We restrict ourselves to presenting only RPA screening results because there is no unanimity in the literature about the best possible local field corrections and also because the temperature dependence of local field effects are in general unknown. We point out that recent experiments trying to verify the interaction theory [11,22,23] have produced conflicting results mainly because a clear linear- $T$  regime in  $\rho(T, n)$  satisfying  $T_D \ll T \ll T_F$  seems *not* to exist in low density “metallic” 2D systems (as we explicitly show for the screening theory results in this paper) in any experimentally accessible range of the low- $T$  data. One should therefore be extremely careful in applying any leading-order asymptotic temperature expansion to the 2D resistivity in analyzing experimental data.

Before concluding we discuss the experimental relevance of our  $(q_0, t)$  scaling prediction and the theoretical relevance (or validity) of our RPA screening approximation. A cursory examination of the available 2D transport data shows that our predicted scaling of  $\Delta\rho/\rho_0$  with the parameters  $q_0 = q_{TF}/2k_F$  and  $t = T/T_F$  works reasonably well as a zeroth order description for GaAs electrons and holes, and also for electrons in Si MOS but only at low values of  $T/T_F$  ( $\leq 0.2$ ). At higher temperatures phonon scattering becomes significant [13,16,23] in 2D GaAs systems whereas in Si MOS structures, where phonon effects should be negligible, the temperature dependence of resistivity at lower metallic densities becomes stronger than our prediction for reasons unclear to us. We can speculate several possible reasons for this unusually strong temperature dependence of Si MOSFETs: (1) Somehow the effective Fermi temperature (and the Fermi wave vector) in the system could be smaller than the nominal Fermi temperature (or the Fermi wave vector) obtained on the basis of (100) Si inversion layer band mass and measured carrier density (leading to enhanced values of  $q_0$  and/or  $t$ ) – for example, the effective mass

could be larger due to renormalization or the effective free carrier density smaller (e.g. due to trapping by interface defects); (2) there could be additional scattering mechanisms (e.g. intersubband scattering between different valleys in Si, which would be enhanced at higher temperatures) not included in our theory; (3) RPA could be failing systematically at higher values of  $T/T_F$  (this is an unlikely scenario since RPA should become a better approximation at higher  $T/T_F$  values, and going beyond RPA including local field corrections does not help in this respect). We emphasize that the screening theory produces excellent qualitative and semi-quantitative agreement with the existing experimental data and provides a good zeroth order  $(q_0, t)$  scaling description, which is all one should expect from the simple Drude-Boltzmann RPA-screening theory for a strong-coupling (*i.e.* low carrier density) problem. The question of how valid RPA-Boltzmann theory is for understanding 2D “metallicity” is a difficult question to answer. A serious problem in this respect is the fact that this is the *only* quantitative theory that exists in the literature for studying 2D metallicity, and therefore its validity can only be judged *a posteriori* through an empirical comparison with the experimental data. (There is simply no competing alternative quantitative theory in this problem, making the discussion of the validity of the RPA-Boltzmann theory somewhat meaningless – we emphasize in this context that the interaction theory of ref. [21] is *not* an alternative theory, it is an extension of the RPA theory to incorporate higher-order quantum interaction corrections within necessarily a highly restrictive model.) We believe that the RPA screening description should be qualitatively well valid in this problem as long as the dominant disorder in the 2D semiconductor systems arises from long-ranged random charged impurity scattering (as is the case here at low carrier densities). This is because RPA is a physically motivated approximation, leading to the screening of the long-ranged Coulomb scattering potential to a short-ranged screened disorder. The approximation becomes exact only in the limit of high density and high temperature, but the 2D metallicity manifests itself only for finite values of  $T/T_F$  (*i.e.* for  $T/T_F$  extremely small  $\rho$  does *not* show strong  $T$ -dependence!) and as such, RPA should be a reasonable description. We believe that the exactness of RPA in the  $r_s \rightarrow 0$  limit has been overemphasized in the literature – RPA remains a qualitatively accurate description of metallic systems even large values of  $r_s$  (particularly at finite  $T/T_F$ ) as long as there is no quantum phase transition to a non-Fermi liquid phase. The 2D metal-insulator-transition (2D MIT) being essentially a “high-temperature” phenomenon, RPA, in our opinion, is a reasonable description. The fact that our calculated transport results change little by including local corrections (beyond RPA) further reinforces the qualitative validity of RPA to this problem. It should, however, be emphasized that like any other (nonpertur-



bative) uncontrolled approximation (e.g. DMFT, LDA) the quantitative accuracy of RPA is difficult to ascertain from a purely theoretical viewpoint.

## ACKNOWLEDGMENTS

This work is supported by the US-ONR and NSF-ECS.

## APPENDIX A

The carrier resistivity  $\rho$  in our theory is given by

$$\rho = \frac{m}{ne^2\langle\tau\rangle}, \quad (\text{A1})$$

where  $m$  is the carrier effective mass, and the energy averaged transport relaxation time  $\langle\tau\rangle$  is given in the Boltzmann theory by

$$\langle\tau\rangle = \frac{\int dE \tau(E) E \left(-\frac{\partial f}{\partial E}\right)}{\int dE E \left(-\frac{\partial f}{\partial E}\right)}, \quad (\text{A2})$$

where  $\tau(E)$  is the energy dependent relaxation time, and  $f(E)$  is the carrier (Fermi) distribution function. At  $T = 0$ ,  $f(E) \equiv \theta(E_F - E)$  where  $E_F$  is the Fermi energy, and then  $\langle\tau\rangle \equiv \tau(E_F)$  giving the familiar result  $\sigma \equiv \rho^{-1} = ne^2\tau(E_F)/m$ . The Fermi energy for a 2D system is given by  $E_F = \pi n \hbar^2 / (g_v m) \equiv k_B T_F$ , where a spin degeneracy of 2 has been assumed, and  $g_v$  is the valley degeneracy of the 2D system ( $g_v = 1$  for GaAs;  $g_v = 2$  for Si (100) MOSFETs).

We calculate the impurity ensemble averaged relaxation time  $\tau(E)$  due to elastic disorder scattering in the Born approximation:

$$\frac{1}{\tau(E_k)} = \frac{2\pi}{\hbar} \sum_{\alpha, \mathbf{k}'} \int_{-\infty}^{\infty} dz N_i^{(\alpha)}(z) |u^{(\alpha)}(\mathbf{k} - \mathbf{k}'; z)|^2 \times (1 - \cos \theta_{\mathbf{k}\mathbf{k}'}) \delta(E_k - E_{k'}), \quad (\text{A3})$$

where  $E(k) = \hbar^2 k^2 / 2m$  is the 2D carrier energy for 2D wave vector  $\mathbf{k}$ ;  $\theta_{\mathbf{k}\mathbf{k}'}$  is the scattering angle between carrier scattering wave vectors  $\mathbf{k}$  and  $\mathbf{k}'$ ; the delta function  $\delta(E_k - E_{k'})$  assures energy conservation for elastic scattering due to charged impurities where the screened scattering potential is denoted by  $u^{(\alpha)}(\mathbf{q}; z)$  with  $\mathbf{q} \equiv \mathbf{k} - \mathbf{k}'$  as the 2D scattering wave vector and  $z$  is the quantization or the confinement direction normal to the 2D layer. The quantity  $N_i^{(\alpha)}(z)$  in Eq. (A3) denotes the 3D charged impurity density (with the  $z$  dependence reflecting a possible impurity distribution) of the  $\alpha$ -th kind with  $\alpha$  representing the various possible types of impurities which may be present in 2D semiconductor structures. For example,  $\alpha$  could denote charged impurities

(or interface roughness) located at the interface (e.g. Si-SiO<sub>2</sub> interface for MOSFETs, GaAs-AlGaAs interface for GaAs heterostructures and quantum wells) or impurities in the 2D layer itself or remote charged impurities inside the insulator (which could nevertheless scatter the 2D carriers by virtue of the long-range nature of Coulomb scattering). It is, for example, known that in low density Si inversion layers the dominant scattering arises from the charged impurities located at the Si-SiO<sub>2</sub> interface. In general, however, the distribution of scattering centers in 2D semiconductor systems is *not* known, and has to be inferred from a careful comparison between experimental transport data and theoretical calculations assuming various kinds of scatters. Fortunately for our purpose, this lack of precise knowledge of the charged impurity distribution is not a crucial issue since, on the qualitative level of our interest, all of them give rise to strong temperature dependence of the resistivity provided the carrier density is low enough – the temperature dependence is the strongest when the impurities are distributed in the bulk of the 2D layer (bulk impurities) and goes down as the impurities are located further (remote impurities) from the layer inside the insulator. In our calculation presented in this paper, we typically assumes only one kind of scatters parameterized by a single impurity density to keep the number of parameters a minimum – this impurity density essentially sets the overall scale of resistivity in our results. We emphasize that we can obtain good qualitative agreement with almost all the existing 2D MIT experimental data by choosing three different kinds of charged impurities (i.e. interface, remote, and bulk) parameterized by a few reasonable parameters, but we do not see much point in this data fitting-type endeavor.

The screened impurity potential  $u^{(\alpha)}(\mathbf{q}; z) \equiv u^{(\alpha)}(q; z)$  is given by:

$$u^{(\alpha)}(q; z) \equiv [\epsilon(q)]^{-1} V_{\text{imp}}^{(\alpha)}(q; z) \quad (\text{A4})$$

where  $V_{\text{imp}}^{(\alpha)}$  is the bare potential due to a charged impurity and  $\epsilon(q)$  is the carrier dielectric function screening the impurity potential. The bare potential is given by

$$V_{\text{imp}}^{(\alpha)}(q; z) = \frac{2\pi Z^{(\alpha)} e^2}{\bar{\kappa} q} F_{\text{imp}}^{(\alpha)}(q; z), \quad (\text{A5})$$

where  $Z^{(\alpha)}$  is the impurity charge strength,  $\bar{\kappa}$  is the background (static) lattice dielectric constant, and  $F_{\text{imp}}$  is a form factor determined by the location of the impurity and the subband wavefunction  $\psi(z)$  defining the 2D confinement. (We do not show the explicit form of the form-factor  $F_{\text{imp}}$  here except to note that it reduces to  $F_{\text{imp}} = e^{-qd}$  for a strictly 2D layer, where  $|\psi(z)|^2 = \delta(z)$ , with  $d$  being the separation of the impurity from the 2D layer – for  $d = 0$ , i.e. when the impurity is in the layer,  $F_{\text{imp}} = 1$  in this pure 2D limit as one would expect.)

The finite wave vector dielectric screening function is written in the RPA as

$$\epsilon(q) = 1 - v(q)\Pi(q, T), \quad (\text{A6})$$

where  $v(q) = v_{2D}(q)f(q)$  is the effective bare electron-electron (Coulomb) interaction in the system with  $v_{2D}(q) = 2\pi e^2/(\bar{\kappa}q)$  being the 2D Fourier transform of the usual 3D Coulomb potential,  $e^2/(\bar{\kappa}\mathbf{r})$ , and  $f(q)$  being the Coulomb form factor arising from the subband wavefunctions  $\psi(z)$ :

$$f(q) = \frac{1}{2} \int_{-\infty}^{\infty} dz \int_{-\infty}^{\infty} dz' |\psi(z)|^2 |\psi(z')|^2 \times \left[ \left( \frac{\kappa_s + \kappa_i}{\kappa_s} \right) e^{-q|z-z'|} + \left( \frac{\kappa_s - \kappa_i}{\kappa_s} \right) e^{-q|z+z'|} \right]. \quad (\text{A7})$$

The second term in Eq. (A7) arises from the image charge effect due to  $\kappa_i \neq \kappa_s$ , where  $\kappa_i$  and  $\kappa_s$  are the lattice dielectric constants of the insulator and the semiconductor respectively (with  $\bar{\kappa} = (\kappa_i + \kappa_s)/2$ ). We note that in the strict 2D limit, when  $|\psi(z)|^2 = \delta(z)$ ,  $f(q) = 1$ .

The 2D irreducible finite-temperature (and finite wave vector) polarizability function  $\Pi(q; T)$  is given by the noninteracting polarizability (the irreducible “bubble”) function within RPA:

$$\Pi(q, T) = \frac{\beta}{4} \int_0^\infty d\mu' \frac{\Pi(q; T=0, \mu')}{\cosh^2 \frac{\beta}{2}(\mu - \mu')}, \quad (\text{A8})$$

where  $\beta \equiv (k_B T)^{-1}$ . In Eq. (A8)  $\Pi(q; T=0, E_F)$  is the zero-temperature noninteracting static polarizability given by:

$$\Pi(q; T=0, E_F) = N_F \left\{ 1 - \left[ 1 - \left( \frac{2k_F}{q} \right)^2 \right]^{1/2} \theta(q - 2k_F) \right\} \quad (\text{A9})$$

where  $N_F = g_v m / \pi$  is the density of states at Fermi energy, and  $k_F = (2\pi n / g_v)^{1/2}$  is the 2D Fermi wave vector. The chemical potential  $\mu$  in Eq. (A8) at finite temperature  $T$  is given by

$$\mu = \frac{1}{\beta} \ln [-1 + \exp(\beta E_F)]. \quad (\text{A10})$$

We note that the integration in Eq. (A8) is over the dummy variable  $\mu'$  which is unrelated to the real Fermi energy  $E_F$  of the system. For going beyond RPA one would rewrite the noninteracting polarizability function  $\Pi(q, T)$  to a model interacting polarizability function  $\Pi_{\text{int}}(q, T)$  which is written as

$$\Pi_{\text{int}}(q, T) = \frac{\Pi(q, T)}{1 - v(q)G(q, T)\Pi(q, T)}, \quad (\text{A11})$$

where  $\Pi$  is the noninteracting polarizability function described above and  $G(q, T)$  is a suitable local field correction which approximately incorporates correction effects neglected in RPA.

It is now straightforward to see that under the conditions of strict 2D approximation, no remote impurity scattering, only one kind of impurity scattering (i.e. only one value of  $Z_i$  and  $N_i$  characterizing the impurity scattering strength), and no local field corrections the calculated resistivity  $\rho(T, n)$  of the system expressed as the dimensionless quantity  $\rho/\rho_0$  where  $\rho_0 \equiv \rho(T=0)$  depends only on the variables  $q_0 \equiv q_{TF}/2k_F$  (with the 2D Thomas-Fermi wave vector  $q_{TF} = 2g_v m e^2 / (\bar{\kappa} \hbar^2)$ ) and  $t \equiv T/T_F$ , where

$$q_0 \propto g_v^{3/2} \frac{m}{\bar{\kappa}} n^{-1/2}, \quad (\text{A12a})$$

$$t \propto T(g_v m) n^{-1}. \quad (\text{A12b})$$

For our fully realistic calculations (as well as for the experimental system), however, this scaling relation, i.e., an exclusive  $(q_0, t)$  dependence of resistivity, is violated due to the quasi-2D nature of the system (i.e.  $|\psi(z)|^2 \neq \delta(z)$ ); the presence of the insulator (i.e.  $\kappa_s \neq \kappa_i$ ); various types of impurity distributions in the 2D layer, the interface, and in the insulator; local field corrections, etc. We note that our calculation assumes one subband occupancy, i.e. only the ground 2D subband  $\psi(z)$  is considered in our work. At higher temperatures (and lower densities) other (excited) subbands may get occupied by carriers in which case one would have to carry out a multisubband transport calculation including intersubband scattering processes. Such a multisubband generalization of the Drude-Boltzmann formalism given above is straightforward, but the actual calculation of  $\rho(T)$  becomes extremely complicate in this situation, and has only been attempted recently in one special case by us [24] where we considered intersubband scattering between spin-split subbands in the valance band of p-GaAs 2D hole systems.

- 
- [1] S. V. Kravchenko, G. V. Kravchenko, J. E. Furneaux, V. M. Pudalov, and M. D'Iorio, Phys. Rev. B **50**, 8039 (1994).
  - [2] In this paper we completely ignore any weak localization (or for that matter, *any* localization) effects for our discussion. Experimentally weak localization effects are unimportant in the temperature and density regime of our interest. Understanding weak localization effects in low density disordered 2D systems in the so-called metallic regime is an important problem well beyond the scope of our work. We restrict ourselves entirely to a semiclassical Boltzmann transport theory of screened disorder scattering.
  - [3] For recent reviews see, for example, E. Abrahams, S. V. Kravchenko, and M. P. Sarachik, Rev. Mod. Phys. **73**, 251 (2001); B. L. Altshuler, D. L. Maslov, and V. M. Pudalov, Physica E **9**, 209 (2001).

- [4] M. Y. Simmons, A. R. Hamilton, M. Pepper, E. H. Linfield, P. D. Rose, D. A. Ritchie, A. K. Savchenko, and T. G. Griffiths, *Phys. Rev. Lett.* **80**, 1292 (1998)
- [5] Y. Hanein, U. Meirav, D. Shahar, C. C. Li, D. C. Tsui, and H. Shtrikman, *Phys. Rev. Lett.* **80**, 1288 (1998); J. Yoon, C. C. Li, D. Shahar, D. C. Tsui, and M. Shayegan, *Phys. Rev. Lett.* **82**, 1744 (1999).
- [6] G. Brunthaler, A. Prinz, G. Bauer, and V. M. Pudalov, *Phys. Rev. Lett.* **87**, 096802 (2001).
- [7] S. J. Papadakis and M. Shayegan, *Phys. Rev. B* **57**, R15068 (1998).
- [8] Y. Hanein, D. Shahar, J. Yoon, C. C. Li, D. C. Tsui, and H. Shtrikman, *Phys. Rev. B* **58**, R13338 (1998).
- [9] V. Senz, T. Ihn, T. Heinzel, K. Ensslin, G. Dehlinger, D. Grtzmacher, and U. Gennser, *Phys. Rev. Lett.* **85**, 4357 (2000).
- [10] A. P. Mills, A. P. Ramirez, L. N. Pfeiffer, and K. W. West, *Phys. Rev. Lett.* **83**, 2805 (1999).
- [11] Y. Y. Proskuryakov, A. K. Savchenko, S. S. Safonov, M. Pepper, M. Y. Simmons, and D. A. Ritchie, *Phys. Rev. Lett.* **89**, 076406 (2002).
- [12] S. Das Sarma and E. H. Hwang, *Phys. Rev. Lett.* **83**, 164 (1999).
- [13] S. Das Sarma and E. H. Hwang, *Phys. Rev. B* **61**, R7838 (2000).
- [14] V. Senz, T. Ihn, T. Heinzel, K. Ensslin, G. Dehlinger, D. Grtzmacher, U. Gennser, E. H. Hwang, and S. Das Sarma, *Physica E* **13**, 723 (2002).
- [15] A. Lewalle, M. Pepper, C. J. B. Ford, E. H. Hwang, S. Das Sarma, D. J. Paul, and G. Redmond, *Phys. Rev. B* **66**, 075324 (2002).
- [16] M. P. Lilly, J. L. Reno, J. A. Simmons, I. B. Spielman, J. P. Eisenstein, L. N. Pfeiffer, K. W. West, E. H. Hwang, and S. Das Sarma, cond-mat/0210155; *Phys. Rev. Lett.* (in press).
- [17] T. Kawamura and S. Das Sarma, *Phys. Rev. B* **42**, 3725 (1990); *Phys. Rev. B* **45**, 3612 (1992).
- [18] T. Ando, A. B. Fowler, and F. Stern, *Rev. Mod. Phys.* **54** 437, (1982).
- [19] F. Stern, *Phys. Rev. Lett.* **44**, 1469 (1980); S. Das Sarma, *Phys. Rev. B* **33**, 5401 (1986); F. Stern and S. Das Sarma, *Solid State Electron.* **28**, 158 (1985).
- [20] A. Gold and V. T. Dolgoplov, *Phys. Rev. B* **33**, 1076 (1986).
- [21] G. Zala, B. N. Narozhny, and I. L. Aleiner, *Phys. Rev. B* **64**, 214204 (2001).
- [22] V.M. Pudalov, M.E. Gershenson, H. Kojima, G. Brunthaler, A. Prinz, and G. Bauer, V. M. Pudalov, G. Brunthaler, A. Prinz, and G. Bauer, cond-mat/0205449
- [23] H. Noh, M. P. Lilly, D. C. Tsui, J. A. Simmons, E. H. Hwang, S. Das Sarma, L. N. Pfeiffer, and K. W. West, cond-mat/0206519.
- [24] E. H. Hwang and S. Das Sarma, cond-mat/0203282; *Phys. Rev. B* (in press).