

Exchange Interaction Between Three and Four Coupled Quantum Dots: Theory and Applications to Quantum Computing

Ari Mizel

*Physics Department and Materials Research Institute,
Pennsylvania State University, University Park, PA 16802*

Daniel A. Lidar

*Chemical Physics Theory Group, University of Toronto,
80 St. George St., Toronto, Ontario M5S 3H6, Canada*

In the effort to design and to construct a quantum computer, several leading proposals make use of spin-based qubits. These designs generally assume that spins undergo pairwise interactions. In this paper, we point out that, when several spins are engaged mutually in pairwise interactions, a change can arise in those interactions. In the case of three spins, the quantitative strengths of the interactions can change. For four or more spins, qualitatively new terms can arise in the Hamiltonian, including four-body interactions. It is shown that the effects can be dramatic within a Heitler-London model. The effects need to be considered in spin-based quantum computer designs, either as a source of gate error to be overcome or a new interaction to be exploited.

PACS numbers: 03.67.Lx, 75.10.Jm

I. INTRODUCTION

The exchange interaction between electrons has been studied since the early days of quantum mechanics^{1,2,3} and has been reviewed in some classic references,^{4,5,6} as well as textbooks.⁷ Recently, it has attracted significant attention as a result of a promising proposal to use the individual spins of electrons as qubits in a quantum computer, with the exchange interaction providing a tunable source of qubit-qubit interaction.⁸ To satisfy the conditions for constructing a universal quantum computer, the exchange interaction can either be supplemented with single-qubit operations,⁸ or can be used by itself to construct a universal set of gates, in which case one encodes a logical qubit into the state of several spins.^{9,10,11,12} (This alternative to the standard universality scheme has been termed “encoded universality”.¹³) Motivated by the proposal of Loss and DiVincenzo⁸, there have been a number of studies of the one-particle and two-particle behavior of electrons localized on quantum dots within a quantum computer.^{8,14,15,16,17,18,19,20} Here, we consider the important situation of three or more coupled dots and show that both quantitatively and qualitatively new effects can appear. These effects require consideration if one intends to make a quantum computer with more than two spins.

The exchange interaction between two localized electrons arises as a result of their spatial behavior, but it can be expressed as an effective spin-spin interaction. In conditions of rotation symmetry (i.e. neglecting external magnetic fields, spin-orbit coupling, etc.), a purely isotropic form of this interaction arises, which is known as Heisenberg exchange:

$$H_{\text{ex}} = JS_A \cdot S_B. \quad (1)$$

Here, $\mathbf{S} = (S_x, S_y, S_z)$ is a vector of spin- $\frac{1}{2}$ angular mo-

mentum operators, and A, B are indices referring to the location of each electron. (We take spin operators to be dimensionless in this paper – \hbar is excluded from their definition.) This Hamiltonian has a spin-singlet eigenstate and degenerate spin-triplet eigenstates.¹ The quantity J is the exchange coupling constant, given by the energy splitting between the spin-singlet and spin-triplet states,^{1,14,16}

$$J = \epsilon_t - \epsilon_s. \quad (2)$$

To date, studies of the exchange interaction in quantum computation have focused on the case of two quantum dots.^{8,14,15,16,17,18,19,20,21} Starting from the simplest case of two electrons in singly-occupied dots in the lowest orbital state, systematic generalizations have been introduced and their effect on the exchange interaction studied. In particular, researchers have analyzed the effect of double occupation,^{16,19,21} higher orbital states,^{14,16} and many-electron dots.¹⁷ An accurate numerical study reporting singlet-triplet crossing via magnetic field manipulation in a lateral double quantum dot can be found in Ref. 22. Neglecting spin-orbit coupling, these studies have found increasingly accurate expressions for J , while focusing on the definition of Eq. (2). In the presence of spin-orbit coupling both rotation and inversion symmetry are broken, and anisotropic corrections to H_{ex} arise.^{20,23,24}

In this work, we undertake a study of the case of three or four electrons, each in a quantum dot. Once the system involves more than two electrons, simultaneous multi-partite exchanges can occur. For three coupled dots containing three electrons, processes in which all three electrons exchange result in a quantitative correction to the value of J . We show explicitly that, for three identical dots arranged on the corners of an equilateral triangle, the effective Hamiltonian can still be written

using a Heisenberg exchange interaction

$$H_{\text{spin}} = K + J(\mathbf{S}_A \cdot \mathbf{S}_B + \mathbf{S}_B \cdot \mathbf{S}_C + \mathbf{S}_C \cdot \mathbf{S}_A),$$

but J is now found to be influenced by three-body exchange matrix elements. For four coupled dots containing four electrons, the actual form of the interaction Eq. (1) changes due to four-body effects, which we find can be very substantial. For identical dots arranged on the corners of a symmetric tetrahedron, the interaction takes the form

$$H_{\text{spin}} = K + J \sum_{A \leq i < j \leq D} \mathbf{S}_i \cdot \mathbf{S}_j + J'[(\mathbf{S}_A \cdot \mathbf{S}_B)(\mathbf{S}_C \cdot \mathbf{S}_D) + (\mathbf{S}_A \cdot \mathbf{S}_C)(\mathbf{S}_B \cdot \mathbf{S}_D) + (\mathbf{S}_A \cdot \mathbf{S}_D)(\mathbf{S}_B \cdot \mathbf{S}_C)]$$

where throughout this paper notation like $A \leq i \leq D$ means that i ranges from A to D . According to our Heitler-London calculations, the constant J' can be large compared to J in physically relevant parameter regimes.

Four-body exchange terms have been discussed in other contexts – for example, in a perturbative treatment of the two and the three dimensional half-filled Hubbard models four-body interactions were shown to suppress the Néel temperature and the temperature of the para-ferromagnetic phase transition.^{25,26} (see Appendix A). Here, our derivation is different – we present a non-perturbative derivation of these terms starting from a finite-dimensional Hamiltonian – and we are concerned with the ramifications of these terms for quantum computation. We point out that, in addition to being of interest in the quantum theory of interacting electrons, interaction Hamiltonian calculations like ours are of significance in various quantum computation contexts. These include (i) the encoded universality paradigm, where in the most efficient implementations several exchange interactions are turned on simultaneously^{9,10,11,12,13} (quantitative studies of parallel gate sequences¹¹ in particular may require revisiting in light of our results, as well as the “supercoherent qubits” method for reducing decoherence,²⁷ where four and eight-spin interactions must be turned on simultaneously in order to enact quantum logic gates between encoded qubits); (ii) fault-tolerant quantum error correction, where a higher degree of parallelism translates into a lower threshold for fault-tolerant quantum computation operations;^{28,29,30,31,32} (iii) the “one-way” quantum computer proposal,³³ where all nearest-neighbor interactions in a cluster of coupled spins are turned on simultaneously in order to prepare many-spins entangled state; (iv) the search for physical systems with intrinsic, topological fault tolerance, where systems with four-body interactions have recently been identified as having the sought-after properties.³⁴

We begin with a general description of a finite-dimensional effective spin Hamiltonian in Section II. (This is compared to the standard, perturbative derivation, in Appendix A.) Section III shows how to compute the parameters in the effective spin Hamiltonian,

with detailed consideration of the two-electron, three-electron, and four-electron cases. We introduce a specific model and calculate the parameters quantitatively, for three and four electrons, in Section IV. Many of the details are given in Appendices B and C.

II. ELECTRON-SPIN-OPERATOR HAMILTONIAN

In this section we present general arguments concerning the form of the effective spin Hamiltonian, as it arises from n localized electrons interacting via the Coulomb force. We start with the familiar electronic Hamiltonian

$$H = \sum_{i=1}^n \frac{1}{2m} \mathbf{p}_i^2 + V(\mathbf{r}_i) + \sum_{i < j} \frac{e^2}{\kappa |\mathbf{r}_i - \mathbf{r}_j|} \equiv \sum_{i=1}^n h(\mathbf{r}_i) + \sum_{i < j} w(\mathbf{r}_i, \mathbf{r}_j), \quad (3)$$

where the first term is the kinetic energy, the second is the confining potential, and the third is the Coulomb interaction. The confining potential $V(\mathbf{r})$ contains n energy minima, which give rise to the n dots. To understand the dynamics of n electron-spin qubits in n quantum dots, it is desirable to eliminate the spatial degrees of freedom, leaving an effective Hamiltonian composed of electron-spin operators only.

The first step in changing Hamiltonian (3) to an electron-spin-operator Hamiltonian is to fix a basis. We first consider the case of two electrons in two dots, labeled A and B . We do not allow for double occupancy of a dot and consider only a single low-energy orbital per dot labeled as $\phi_A(\mathbf{r}) \equiv \langle \mathbf{r} | A \rangle$ and $\phi_B(\mathbf{r}) \equiv \langle \mathbf{r} | B \rangle$. Electrons 1 and 2 occupy these low energy orbitals. Each electron can have spin-up or spin-down, hence each electron can represent a qubit. A state with, for example, electron 1 in orbital B with spin-up and electron 2 in orbital A with spin-down is represented as $|BA\rangle |\uparrow\downarrow\rangle$. Since electrons are fermions, this state needs to be antisymmetrized; the full state of the two electrons takes the form of a Slater determinant

$$|\Psi(\downarrow\uparrow)\rangle = (|AB\rangle |\downarrow\uparrow\rangle - |BA\rangle |\uparrow\downarrow\rangle) \propto a_{A\downarrow}^\dagger a_{B\uparrow}^\dagger |\text{vac}\rangle. \quad (4)$$

Note that the order of spins in the state label $\Psi(\downarrow\uparrow)$ indicates that the electron in orbital A has spin down and the electron in orbital B has spin up. In the last line of Eq. (4) we used second-quantized notation (ignoring normalization), with $a_{A\downarrow}^\dagger$ creating an electron with spin down in orbital A and $a_{B\uparrow}^\dagger$ creating an electron with spin up in orbital B . The four states $|\Psi(s_A, s_B)\rangle$ form the two-electron basis. The same procedure applies to three electrons in three dots. There is again a single low-energy orbital per dot, labeled as $\phi_A(\mathbf{r}) \equiv \langle \mathbf{r} | A \rangle$, $\phi_B(\mathbf{r}) \equiv \langle \mathbf{r} | B \rangle$, and $\phi_C(\mathbf{r}) \equiv \langle \mathbf{r} | C \rangle$ for dots A , B , and C respectively. Electrons 1, 2, and 3 occupy these low energy orbitals. A

state with, for example, electron 1 in orbital B with spin-up, electron 2 in orbital A with spin-down, and electron 3 in orbital C with spin-up is represented as $|BAC\rangle |\uparrow\downarrow\uparrow\rangle$. This state is then antisymmetrized so that the full state of the three electrons is the Slater determinant

$$\begin{aligned} |\Psi(\downarrow\uparrow\uparrow)\rangle &\equiv (|ABC\rangle |\downarrow\uparrow\uparrow\rangle + |BCA\rangle |\uparrow\uparrow\downarrow\rangle + |CAB\rangle |\uparrow\downarrow\uparrow\rangle \\ &\quad - |BAC\rangle |\uparrow\downarrow\uparrow\rangle - |ACB\rangle |\downarrow\uparrow\uparrow\rangle - |CBA\rangle |\uparrow\uparrow\downarrow\rangle) \\ &\propto a_{A\downarrow}^\dagger a_{B\uparrow}^\dagger a_{C\uparrow}^\dagger |\text{vac}\rangle. \end{aligned} \quad (5)$$

The order of spins in the state label $\Psi(\downarrow\uparrow\uparrow)$ indicates that the electron in orbital A has spin down, the electron in orbital B has spin up, and the electron in orbital C has spin up. The eight states $|\Psi(s_A, s_B, s_C)\rangle$ form the three-electron basis.

The general case of n electrons gives 2^n fully antisymmetrized basis vectors of the form

$$|\Psi(s_A, s_B, \dots, s_Z)\rangle = \sum_P \delta_P P[|AB\dots\rangle |s_A s_B \dots\rangle],$$

where the sum runs over all permutations P of both orbitals and spins, and $\delta_P = 1$ (-1) if the permutation is even (odd). In this basis, the Hamiltonian (3) takes the form of a $2^n \times 2^n$ Hermitian matrix. Since the Hamiltonian is Hermitian, all of its matrix elements can be specified by giving 4^n real numbers. Once these 4^n real numbers are given, one obtains an electron-spin representation of the Hamiltonian matrix by writing it as a sum of 4^n Hermitian spin matrices of the form $\sigma_{i,j,\dots} \equiv \sigma_i(A) \otimes \sigma_j(B) \otimes \dots$ each multiplied by a real coefficient (there are n factors in $\sigma_{i,j,\dots}$). Here, $\sigma_i(p)$ denotes the Pauli matrix σ_i acting on the electron in dot p , with $i = 0, 1, 2, 3$ and with σ_0 equal to the identity matrix. This decomposition into spin matrices produces an effective electron-spin Hamiltonian that conveniently describes the dynamics of n qubits.

The procedure we have just described is framed within the Heitler-London approximation.³⁵ The approximation consists in neglecting excited states and has been criticized on the grounds that it does not produce the correct asymptotic behavior in the limit of very large distances.⁴ However, in the context of our system of interest, this asymptotic limit is not a concern, and moreover, recent studies have verified the utility of the approximation in the case of large (but not infinite) inter-dot separation.¹⁶ We will thus proceed with the Heitler-London approximation, which has the advantage of conceptual simplicity and physical clarity.

Symmetry considerations fundamentally constrain the form of the electron-spin Hamiltonian. The coordinate system used to define \uparrow and \downarrow is arbitrary if there is no spin-orbit coupling and no external magnetic field. In this case, the effective spin operator Hamiltonian has rotation, inversion, and exchange symmetry. It can therefore only be a function of the magnitude $\mathbf{S}_T^2 = (\mathbf{S}_A + \mathbf{S}_B + \dots)^2$ of the total spin \mathbf{S}_T (note that a scalar such as $\mathbf{S}_A \cdot (\mathbf{S}_B \times \mathbf{S}_C)$ is ruled out by inversion symme-

try). We must have

$$H_{\text{spin}} = L_0 + L_1 \mathbf{S}_T^2 + L_2 (\mathbf{S}_T^2)^2 + \dots \quad (6)$$

where L_0, L_1, L_2, \dots are real constants with dimensions of energy. The constant L_0 is an energy shift. The term proportional to L_1 gives rise to the familiar Heisenberg interaction. Here we see that in principle higher order interactions may be present in the spin Hamiltonian, starting with a fourth order term proportional to L_2 . In this highly symmetric situation, the eigenstates of the spin Hamiltonian are clearly just eigenstates of \mathbf{S}_T .

III. COMPUTATION OF THE SPIN HAMILTONIAN PARAMETERS

To compute the values of L_0, L_1, L_2, \dots we consider an eigenstate $|\Psi\rangle$ of \mathbf{S}_T^2 , with known eigenvalue $S_T(S_T + 1)$. If there are n electrons in the system, we write $|\Psi\rangle = |\Psi_{S_T}^n\rangle$. To proceed, one (i) computes the expectation value of the effective spin Hamiltonian (6) in this state, (ii) computes the expectation value of the spatial Hamiltonian (3) in this state, and then (iii) equates the two expectation values:

$$\langle \Psi | H_{\text{spin}} | \Psi \rangle = \langle \Psi | H | \Psi \rangle. \quad (7)$$

This procedure is repeated for all eigenvalues of \mathbf{S}_T^2 , thus generating a set of linear equations for the parameters L_0, L_1, L_2, \dots , in terms of matrix elements of H between different orbital states. For n electrons the number of distinct eigenvalues of \mathbf{S}_T^2 is $\lfloor \frac{n}{2} \rfloor + 1$ (where $\lfloor \frac{n}{2} \rfloor$ denotes the greatest integer less than $\frac{n}{2}$), so this is the maximum number of distinct energy eigenvalues of the Hamiltonian (6). The Hamiltonian need only contain this many degrees of freedom to fix all of its eigenvalues, so we can set $L_m = 0$ for $m \geq \lfloor \frac{n}{2} \rfloor + 1$. We are led to $\lfloor \frac{n}{2} \rfloor + 1$ coupled linear equations for the non-zero L_m parameters. In the case that n is even S_T takes on the integer values $0, 1, \dots, n/2$. In the case that n is odd S_T takes on the half-integer values $1/2, 3/2, \dots, n/2$. Then

$$\langle \Psi_{S_T}^n | H_{\text{spin}} | \Psi_{S_T}^n \rangle = \sum_{m=0}^{\lfloor \frac{n}{2} \rfloor} L_m (S_T(S_T + 1))^m \quad (8)$$

Having completed step (i) of our program, we now turn to step (ii), the calculation of $\langle \Psi_{S_T}^n | H | \Psi_{S_T}^n \rangle$. We make this calculation separately for the cases of two, three and four electrons.

A. Two Electron Case

As a simple illustration of our procedure we rederive the well-known result for two electrons: the exchange constant equals the difference between the (degenerate) triplet states and the singlet state. The spin singlet ($S_T = 0$) and spin triplet ($S_T = 1$) states have

eigenvalues of \mathbf{S}_T^2 equal to 0 and 2 respectively. We therefore need to solve $\lfloor \frac{3}{2} \rfloor + 1 = 2$ equations. A convenient $S_T = 1$ eigenstate is the normalized state $|\Psi_{S_T=1}^{n=2}\rangle \equiv \mathcal{N}(|\Psi(\uparrow\uparrow)\rangle) = \mathcal{N}(|AB\rangle|\uparrow\uparrow\rangle - |BA\rangle|\uparrow\uparrow\rangle) = \mathcal{N}(|AB\rangle - |BA\rangle)|\uparrow\uparrow\rangle$. The normalization constant \mathcal{N} has the value

$$\mathcal{N} = (\langle AB|AB\rangle + \langle BA|BA\rangle - \langle AB|BA\rangle - \langle BA|AB\rangle)^{-1/2}.$$

Inserting this state into Eq. (7) yields

$$\langle \Psi_{S_T=1}^{n=2} | H_{\text{spin}} | \Psi_{S_T=1}^{n=2} \rangle = \langle \Psi_{S_T=1}^{n=2} | H | \Psi_{S_T=1}^{n=2} \rangle.$$

The spin Hamiltonian's expectation value is immediately found to be $L_0 + 2L_1$, as can be seen from Eq. (8). Expanding out the spatial Hamiltonian's expectation value gives

$$L_0 + 2L_1 = \frac{\langle AB|H|AB\rangle + \langle BA|H|BA\rangle - \langle AB|H|BA\rangle - \langle BA|H|AB\rangle}{\langle AB|AB\rangle + \langle BA|BA\rangle - \langle AB|BA\rangle - \langle BA|AB\rangle} \quad (9)$$

which can be evaluated once a choice of orbital states is specified; we do this in Section IV below. To compare with equation (2), we note that this equation specifies the triplet energy $\epsilon_t \equiv L_0 + 2L_1$. A second

equation is found from the $S_T = 0$ state $|\Psi_{S_T=0}^{n=1}\rangle = \mathcal{N}(|\Psi(\uparrow\downarrow)\rangle - |\Psi(\downarrow\uparrow)\rangle) = \mathcal{N}(|AB\rangle + |BA\rangle)(|\uparrow\downarrow\rangle - |\downarrow\uparrow\rangle)$, which leads to

$$L_0 = \frac{\langle AB|H|AB\rangle + \langle BA|H|BA\rangle + \langle AB|H|BA\rangle + \langle BA|H|AB\rangle}{\langle AB|AB\rangle + \langle BA|BA\rangle + \langle AB|BA\rangle + \langle BA|AB\rangle}, \quad (10)$$

giving the singlet energy $\epsilon_s = L_0$. To exhibit the exchange coupling explicitly, we rewrite the Hamiltonian as

$$\begin{aligned} H_{\text{spin}} &= L_0 + L_1 \mathbf{S}_A^2 + L_1 \mathbf{S}_B^2 + 2L_1 \mathbf{S}_A \cdot \mathbf{S}_B \\ &\equiv K + J \mathbf{S}_A \cdot \mathbf{S}_B. \end{aligned} \quad (11)$$

where $K = L_0 + (3/2)L_1$ and $J = 2L_1$. Expression (2) follows when we note that $L_1 = \frac{1}{2}(\epsilon_t - \epsilon_s)$.

B. Three Electron Case

In the three electron case, the possible values that the total spin can take are $S_T = 1/2$ (with two, two-dimensional eigenspaces) or $S_T = 3/2$ (with a four-dimensional eigenspace). We therefore again need to solve $\lfloor \frac{3}{2} \rfloor + 1 = 2$ equations, and it is sufficient to keep only two constants L_0 and L_1 in H_{spin} , setting L_2 and the rest to zero. As a convenient state with known $S_T = 3/2$ we take the normalized state $|\Psi_{3/2}^3\rangle \propto |\Psi(\uparrow\uparrow\uparrow)\rangle$, so that the energy is $E_{3/2} \equiv \langle \Psi_{3/2}^3 | H_{\text{spin}} | \Psi_{3/2}^3 \rangle = L_0 + L_1(\frac{3}{2})(\frac{5}{2})$. We use $|\Psi_{1/2}^3\rangle \propto \frac{1}{\sqrt{2}}(|\Psi(\uparrow\downarrow\uparrow)\rangle - |\Psi(\downarrow\uparrow\uparrow)\rangle)$ as a normalized state with known $S_T = 1/2$, for which the energy is $E_{1/2} \equiv \langle \Psi_{1/2}^3 | H_{\text{spin}} | \Psi_{1/2}^3 \rangle = L_0 + L_1(\frac{1}{2})(\frac{3}{2})$. Then equating expectation values of Hamiltonian (3) and Hamiltonian (6), i.e., requiring $\langle \Psi_{S_T}^3 | H_{\text{spin}} | \Psi_{S_T}^3 \rangle = \langle \Psi_{S_T}^3 | H | \Psi_{S_T}^3 \rangle$ for each of our states $S_T = 1/2$ and

$S_T = 3/2$ as in Eq. (7), we can solve for L_0 and L_1 . To do so we need to obtain more explicit expressions for $\langle \Psi_{S_T}^3 | H | \Psi_{S_T}^3 \rangle$. We assume that $\phi_A(\mathbf{r})$, $\phi_B(\mathbf{r})$, and $\phi_C(\mathbf{r})$ are real and satisfy $\langle A|A\rangle = \langle B|B\rangle = \langle C|C\rangle$ and $\langle A|B\rangle = \langle A|C\rangle = \langle B|C\rangle$ (this is consistent with our original assumption of rotation, inversion, and exchange invariance). First, let us normalize $|\Psi_{3/2}^3\rangle$:

$$\begin{aligned} |\Psi_{3/2}^3\rangle &= \mathcal{N}[|ABC\rangle + |CAB\rangle + |BCA\rangle \\ &\quad - |BAC\rangle - |CBA\rangle - |ACB\rangle]|\uparrow\uparrow\uparrow\rangle, \end{aligned}$$

where the normalization constant \mathcal{N} is given by

$$\mathcal{N} = \frac{1}{\sqrt{6(p_3 + 2p_0 - 3p_1)}}.$$

The quantities p_3 , p_1 , and p_0 are given by

$$p_3 = \langle ABC | ABC \rangle,$$

which is an overlap integral when all three electrons retain the same state in the bra and ket,

$$p_1 = \langle BAC | ABC \rangle = \langle CBA | ABC \rangle = \langle ACB | ABC \rangle,$$

which is an overlap integral when one electron has the same state in the bra and ket, and

$$p_0 = \langle CAB | ABC \rangle = \langle BCA | ABC \rangle,$$

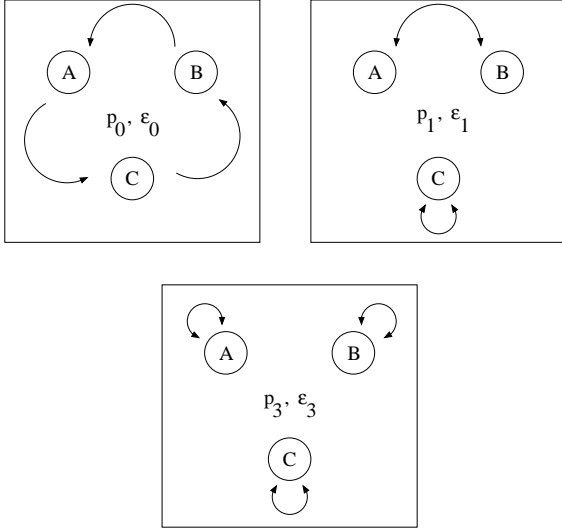


FIG. 1: Matrix elements relevant to three electron case. Arrows indicate transition from localized state on initial dot to localized state on final dot.

which is an overlap integral when zero electrons have the same state in the bra and ket – all three electrons change their states. In evaluating the matrix element $\langle \Psi_{3/2}^3 | H | \Psi_{3/2}^3 \rangle$ we use the notation

$$\begin{aligned} \epsilon_0 &= \langle CAB | H | ABC \rangle = \langle BCA | H | ABC \rangle \\ \epsilon_1 &= \langle BAC | H | ABC \rangle = \langle CBA | H | ABC \rangle \\ &= \langle ACB | H | ABC \rangle \\ \epsilon_3 &= \langle ABC | H | ABC \rangle, \end{aligned}$$

where the physical interpretation is that ϵ_k involves $3-k$ electrons exchanging orbitals (Fig. 1).

Computing the expectation value of H in the state $|\Psi_{3/2}^3\rangle$ then leads to the result:

$$E_{3/2} = L_0 + \frac{15}{4}L_1 = \frac{\epsilon_3 + 2\epsilon_0 - 3\epsilon_1}{p_3 + 2p_0 - 3p_1} \quad (12)$$

For the case $S_T = 1/2$, using $|\Psi_{1/2}^3\rangle$ an analogous calculation yields:

$$E_{1/2} = L_0 + \frac{3}{4}L_1 = \frac{\epsilon_3 - \epsilon_0}{p_3 - p_0}. \quad (13)$$

These equations give L_0 and L_1 in terms of the p_i and ϵ_i .

To compute the usual exchange coupling, it is useful to rewrite H_{spin} as

$$\begin{aligned} H_{\text{spin}} &= (L_0 + L_1 \sum_{A \leq i \leq C} \mathbf{S}_i^2) + 2L_1 \sum_{A \leq i < j \leq C} \mathbf{S}_i \cdot \mathbf{S}_j \\ &\equiv K + J(\mathbf{S}_A \cdot \mathbf{S}_B + \mathbf{S}_A \cdot \mathbf{S}_C + \mathbf{S}_B \cdot \mathbf{S}_C). \end{aligned} \quad (14)$$

where

$$K = L_0 + \frac{9}{4}L_1 \quad (15)$$

$$J = 2L_1. \quad (16)$$

Solving for the exchange constant $J = 2L_1$ we find finally:

$$J = \frac{2}{3} (E_{3/2} - E_{1/2}).$$

A couple of comments are in order concerning this result. First, the energies $E_{3/2}, E_{1/2}$ can be calculated once the orbitals are specified, as we do in Section IV below. We see that, similar to the two-electron case, the physical interpretation of the exchange constant is that (up to a multiplicative factor) it is given by the energy difference between the $S_T = 3/2$ and $S_T = 1/2$ states. Second, note from Eqs. (12) and (13) that the value of the exchange constant J is determined in part by the “three-electron-exchange” terms of the form $p_0 = \langle CAB | H | ABC \rangle$ and $\epsilon_0 = \langle CAB | H | ABC \rangle$. Such terms involve a cooperative effect between all three electrons and hence cannot be seen in two-electron calculations. Thus, *the presence of the third electron quantitatively changes the exchange coupling between the other two electrons.*

We emphasize that equation (14) was derived assuming rotation, inversion, and exchange symmetry. Exchange symmetry, in particular, is broken whenever there is unequal coupling between dots, and then the Hamiltonian can involve more constants. This situation is realized when the dots are not all equidistant, or when they have been shifted electrically, as in the case of dots defined by electrodes creating confinement potentials,³⁶ or when there are unequal tunneling barriers between different dots.¹⁴ For instance, in the case of three unequally coupled dots the Hamiltonian will have the form

$$H_{\text{spin}} = K + J_{AB} \mathbf{S}_A \cdot \mathbf{S}_B + J_{BC} \mathbf{S}_B \cdot \mathbf{S}_C + J_{AC} \mathbf{S}_A \cdot \mathbf{S}_C$$

if we still assume rotation and inversion invariance. (An external magnetic field, which has been shown to be instrumental in changing the sign of J in the case of two dots,^{14,16} could lead to a very different Hamiltonian. It would break rotation symmetry, introducing operators into H_{spin} like S_T^z .) This three electron Hamiltonian commutes with the z-component of the total spin operator S_T^z , so they can be simultaneously diagonalized. The state $|\Psi(\downarrow\downarrow\downarrow)\rangle$ has $S_T^z = -3/2$ and energy eigenvalue $K + (J_{AB} + J_{BC} + J_{AC})/4$. It is found to be degenerate with $\frac{1}{\sqrt{3}}(|\Psi(\downarrow\downarrow\uparrow)\rangle + |\Psi(\downarrow\uparrow\downarrow)\rangle + |\Psi(\uparrow\downarrow\downarrow)\rangle)$, a state with $S_T^z = -1/2$. There are two remaining $S_T^z = -1/2$ eigenvectors, which have the (unnormalized) forms $(\frac{J_{BC}-J_{AB}+\tilde{J}}{J_{AB}-J_{AC}}|\Psi(\downarrow\downarrow\uparrow)\rangle + \frac{J_{BC}-J_{AC}+\tilde{J}}{J_{AB}-J_{AC}}|\Psi(\downarrow\uparrow\downarrow)\rangle + |\Psi(\uparrow\downarrow\downarrow)\rangle)$, $(\frac{J_{AB}-J_{BC}+\tilde{J}}{J_{AC}-J_{AB}}|\Psi(\downarrow\downarrow\uparrow)\rangle + \frac{J_{AC}-J_{BC}+\tilde{J}}{J_{AB}-J_{AC}}|\Psi(\downarrow\uparrow\downarrow)\rangle + |\Psi(\uparrow\downarrow\downarrow)\rangle)$ and have energies $a + \tilde{J}$, $a - \tilde{J}$ respectively, where $a \equiv -3(J_{AB} + J_{BC} + J_{AC})/2$ and $\tilde{J} \equiv (J_{AB}^2 + J_{BC}^2 + J_{AC}^2 - J_{AC}J_{BC} - J_{AB}J_{AC} - J_{AB}J_{BC})^{1/2}$. The remaining four energy eigenvectors, with $S_T^z = 3/2$ and $S_T^z = 1/2$, can be obtained from these four by inversion. It is possible to derive equations analogous to (12) - (16) in the case when J_{AB} , J_{BC} , and J_{AC} are not equal; there is no additional conceptual difficulty involved.

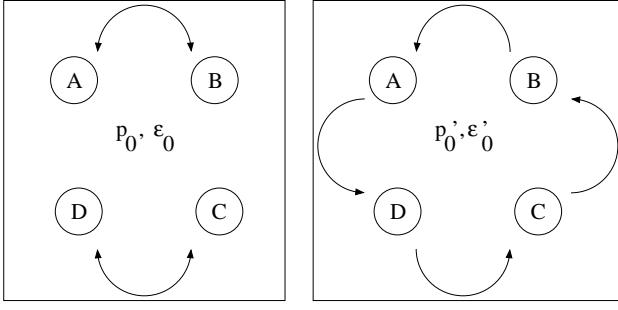


FIG. 2: Selected matrix elements relevant to four electron case. Arrows indicate transition from localized state on initial dot to localized state on final dot.

C. Four Electron Case

In the case of four electrons, the effective Hamiltonian again takes the form (6). Since four electrons can have $S_T = 0$, $S_T = 1$, or $S_T = 2$, we must keep three constants L_0 , L_1 , and L_2 in H_{spin} . It follows immediately that H_{spin} includes terms of the form $L_2(\mathbf{S}_A \cdot \mathbf{S}_B)(\mathbf{S}_C \cdot \mathbf{S}_D)$ and permutations. Unless L_2 happens to vanish, the presence of a fourth electron introduces a qualitatively new 4-body interaction as well as a quantitative change in the exchange coupling between the other electrons.

We now calculate L_0 , L_1 , and L_2 just as we calculated L_0 and L_1 for three particles. Let us define

$$\begin{aligned} p_0 &= \langle BADC | ABCD \rangle & \epsilon_0 &= \langle BADC | H | ABCD \rangle \\ p'_0 &= \langle DABC | ABCD \rangle & \epsilon'_0 &= \langle DABC | H | ABCD \rangle \\ p_1 &= \langle ADBC | ABCD \rangle & \epsilon_1 &= \langle ADBC | H | ABCD \rangle \\ p_2 &= \langle BACD | ABCD \rangle & \epsilon_2 &= \langle BACD | H | ABCD \rangle \\ p_4 &= \langle ABCD | ABCD \rangle & \epsilon_4 &= \langle ABCD | H | ABCD \rangle \end{aligned}$$

where the subscript indicates how many electrons retain the same state in the bra and the ket, just as in the three electron case. The terms ϵ_0 and ϵ'_0 involve four-body effects: ϵ_0 involves two pairs of electrons exchanging orbitals, and ϵ'_0 involves all four electrons exchanging orbitals cyclically (Fig. 2).

A convenient state to use for $S_T = 0$ is $|\Psi_0^4\rangle = \mathcal{N}(|\Psi(\uparrow\downarrow\uparrow\downarrow)\rangle - |\Psi(\uparrow\downarrow\downarrow\uparrow)\rangle - |\Psi(\downarrow\uparrow\uparrow\downarrow)\rangle + |\Psi(\downarrow\uparrow\downarrow\uparrow)\rangle)$. After normalization, this state yields the singlet energy

$$E_0 = L_0 = \frac{\epsilon_4 - 2\epsilon_2 - 4\epsilon_1 + \epsilon_0}{p_4 - 2p_2 - 4p_1 + p_0}. \quad (17)$$

A convenient state to use for $S_T = 1$ is $|\Psi_1^4\rangle = \mathcal{N}(|\Psi(\uparrow\downarrow\uparrow\downarrow)\rangle + |\Psi(\uparrow\downarrow\downarrow\uparrow)\rangle - |\Psi(\downarrow\uparrow\uparrow\downarrow)\rangle - |\Psi(\downarrow\uparrow\downarrow\uparrow)\rangle)$. This state, after normalization, yields the triplet energy

$$E_1 = L_0 + 2L_1 + 4L_2 = \frac{\epsilon_4 - 2\epsilon_2 - \epsilon_0 + 2\epsilon'_0}{p_4 - 2p_2 - p_0 + 2p'_0} \quad (18)$$

Finally, a convenient state to use for $S_T = 2$ is $|\Psi(\uparrow\uparrow\uparrow\uparrow)\rangle$. We find for the quintet energy

$$E_2 = L_0 + 6L_1 + 36L_2 = \frac{\epsilon_4 - 6\epsilon_2 + 8\epsilon_1 + 3\epsilon_0 - 6\epsilon'_0}{p_4 - 6p_2 + 8p_1 + 3p_0 - 6p'_0}. \quad (19)$$

Solving, we have

$$\begin{aligned} L_0 &= E_0 \\ L_1 &= -\frac{1}{12}(E_2 - 9E_1 + 8E_0) \\ L_2 &= \frac{1}{24}(E_2 - 3E_1 + 2E_0). \end{aligned}$$

We would like to exhibit interaction constants explicitly in the spin Hamiltonian. We have $\mathbf{S}_T = \sum_{i=A}^D \mathbf{S}_i$, so that

$$\mathbf{S}_T^2 = 3I + 2 \sum_{i < j} \mathbf{S}_i \cdot \mathbf{S}_j$$

while

$$\begin{aligned} (\mathbf{S}_T^2)^2 &= (3I + \sum_{A \leq i < j \leq D} \mathbf{S}_i \cdot \mathbf{S}_j)^2 \\ &= 9I + 6 \sum_{i \neq j} \mathbf{S}_i \cdot \mathbf{S}_j + \sum_{i \neq j} \mathbf{S}_i \cdot \mathbf{S}_j \sum_{k \neq l} \mathbf{S}_k \cdot \mathbf{S}_l, \end{aligned}$$

and it can be shown that

$$\begin{aligned} &\sum_{i \neq j} \mathbf{S}_i \cdot \mathbf{S}_j \sum_{k \neq l} \mathbf{S}_k \cdot \mathbf{S}_l \\ &= \sum_{i \neq j \neq k \neq l} (\mathbf{S}_i \cdot \mathbf{S}_j)(\mathbf{S}_k \cdot \mathbf{S}_l) + 4 \sum_{i \neq j \neq l} (\mathbf{S}_i \cdot \mathbf{S}_j)(\mathbf{S}_j \cdot \mathbf{S}_l) + 2 \sum_{i \neq j} (\mathbf{S}_i \cdot \mathbf{S}_j)(\mathbf{S}_i \cdot \mathbf{S}_j) \\ &= \sum_{i \neq j \neq k \neq l} (\mathbf{S}_i \cdot \mathbf{S}_j)(\mathbf{S}_k \cdot \mathbf{S}_l) + 4 \left(\frac{1}{2} \sum_{i \neq j} \mathbf{S}_i \cdot \mathbf{S}_j \right) + 2 \left(\frac{9}{4} - \frac{1}{2} \sum_{i \neq j} \mathbf{S}_i \cdot \mathbf{S}_j \right). \end{aligned}$$

We are led to

$$(\mathbf{S}_T^2)^2 = \frac{27}{2} + 7 \sum_{i \neq j} \mathbf{S}_i \cdot \mathbf{S}_j + \sum_{i \neq j \neq k \neq l} (\mathbf{S}_i \cdot \mathbf{S}_j)(\mathbf{S}_k \cdot \mathbf{S}_l).$$

The spin Hamiltonian can now be written as

$$\begin{aligned} H_{\text{spin}} &= K + J \sum_{i < j} \mathbf{S}_i \cdot \mathbf{S}_j + J'[(\mathbf{S}_A \cdot \mathbf{S}_B)(\mathbf{S}_C \cdot \mathbf{S}_D) \\ &\quad + (\mathbf{S}_A \cdot \mathbf{S}_C)(\mathbf{S}_B \cdot \mathbf{S}_D) + (\mathbf{S}_A \cdot \mathbf{S}_D)(\mathbf{S}_B \cdot \mathbf{S}_C)]. \end{aligned}$$

where

$$K = L_0 + 3L_1 + \frac{27L_2}{2} = \frac{-2E_0 + 9E_1 + 5E_2}{16} \quad (20)$$

$$J = 2L_1 + 14L_2 = \frac{-2E_0 - 3E_1 + 10E_2}{12} \quad (21)$$

$$J' = 8L_2 = \frac{-2E_0 - 3E_1 + E_2}{3}. \quad (22)$$

Generically, J' does not vanish, and four-body interactions arise. The physical interpretation of the exchange constants as simple energy differences between different spin multiplets is now lost: we find energy differences with numerical coefficients that are not intuitively obvious.

Of central physical importance to us is the relative sizes of the coefficients J and J' . This is studied in the next section, where a Heitler-London calculation suggests that J' dominates J in physically important regions of parameter space. We also find that both coefficients are affected by three (p_1, ϵ_1) and four-body terms ($p_0, p'_0, \epsilon_0, \epsilon'_0$).

In the general case of $2n$ electrons, two-body, four-body,..., $2n$ -body interaction terms appear in the Hamiltonian. Computing the strengths of the interactions for larger n is a topic of interest, but we do not address it here.

IV. MODEL POTENTIAL CALCULATIONS

To compute the values of the L_i , we select the following specific form for the one-body potential in (3):

$$V(\mathbf{r}) = \frac{1}{2(2l)^6} m\omega_o^2 |\mathbf{r} - \mathbf{A}|^2 |\mathbf{r} - \mathbf{B}|^2 |\mathbf{r} - \mathbf{C}|^2 |\mathbf{r} - \mathbf{D}|^2. \quad (23)$$

This potential has a quadratic minimum at each of the vertices of an equilateral tetrahedron $\mathbf{A} = (0, 0, 0)$, $\mathbf{B} = (2l\sqrt{\frac{1}{3}}, 0, -2l\sqrt{\frac{2}{3}})$, $\mathbf{C} = (-l\sqrt{\frac{1}{3}}, l, -2l\sqrt{\frac{2}{3}})$, and $\mathbf{D} = (-l\sqrt{\frac{1}{3}}, -l, -2l\sqrt{\frac{2}{3}})$. The distance between vertices is $2l$. We select a potential with four minima so that it can be used in the four electron case without modification. This facilitates comparison between the two-, three-, and four-electron cases, and the extra minima do not influence the two- and three- electron cases in any significant way.

At vertex \mathbf{A} , we define the localized Gaussian state

$$\phi_A(\mathbf{r}) \equiv \langle \mathbf{r} | A \rangle \equiv \left(\frac{m\omega_o}{\pi\hbar} \right)^{3/4} \exp \left(-\frac{m\omega_o}{2\hbar} |\mathbf{r} - \mathbf{A}|^2 \right)$$

which is the ground state of the quadratic minimum at that vertex. We define localized states similarly for the other vertices.

The following one-body Hamiltonian matrix elements are needed to evaluate the coupling constants in H_{spin}

$$\begin{aligned} \langle A | A \rangle &= 1 \\ \langle A | h | A \rangle &= \langle A | \frac{\mathbf{p}^2}{2m} + \frac{1}{2} m\omega_o^2 |\mathbf{r} - \mathbf{A}|^2 | A \rangle + \langle A | V(\mathbf{r}) - \frac{1}{2} m\omega_o^2 |\mathbf{r} - \mathbf{A}|^2 | A \rangle \\ &= \hbar\omega_o \left[\frac{3}{2} + \frac{15}{2048} (63x^{-3} + 280x^{-2} + 320x^{-1}) \right] \\ \langle A | B \rangle &= e^{-x} \\ \langle A | h | B \rangle &= \hbar\omega_o \left[\frac{3}{2} e^{-x} + \frac{1}{2048} (945x^{-3} + 1680x^{-2} + 936x^{-1} - 1216 - 880x) e^{-x} \right]. \end{aligned} \quad (24)$$

In these equations, we have added and subtracted a harmonic oscillator potential from the one-body Hamiltonian h for ease of calculation. The dimensionless parameter x is the square of the ratio of the interdot distance $2l$ to the characteristic harmonic oscillator width

$$2\sqrt{\hbar/(m\omega_o)}:$$

$$x \equiv m\omega_o l^2 / \hbar,$$

which is also the ratio of the tunneling energy barrier $\frac{1}{2} m\omega_o^2 l^2$ to the harmonic oscillator ground state energy $\frac{1}{2} \hbar\omega_o$.

Matrix elements of the Coulomb interaction are given by

$$\langle FG|w|TU\rangle = \hbar\omega_o \left[2y\sqrt{x} \frac{2\sqrt{2}}{|\mathbf{f} + \mathbf{t} - \mathbf{g} - \mathbf{u}|} e^{-(1/4)(|\mathbf{f}-\mathbf{t}|^2 + |\mathbf{g}-\mathbf{u}|^2)} \text{erf}\left(\frac{|\mathbf{f} + \mathbf{t} - \mathbf{g} - \mathbf{u}|}{2\sqrt{2}}\right) \right], \quad |\mathbf{f} + \mathbf{t} - \mathbf{g} - \mathbf{u}| \neq 0 \quad (25)$$

$$\langle FG|w|TU\rangle = \hbar\omega_o \left[\frac{4}{\sqrt{\pi}} y\sqrt{x} e^{-(1/4)(|\mathbf{f}-\mathbf{t}|^2 + |\mathbf{g}-\mathbf{u}|^2)} \right], \quad |\mathbf{f} + \mathbf{t} - \mathbf{g} - \mathbf{u}| = 0. \quad (26)$$

In these equations, the dimensionless parameter y is the ratio of the Coulomb energy $e^2/(\kappa 2l)$ to the harmonic oscillator ground state energy $\frac{1}{2}\hbar\omega_o$:

$$y \equiv e^2/(\kappa l\hbar\omega_o).$$

The symbols F , G , T , and U take values from the set $\{A, B, C, D\}$. The lower case vectors are defined by $\mathbf{f} \equiv \sqrt{\frac{m\omega_o}{\hbar}}\mathbf{F} = \frac{\sqrt{x}}{l}\mathbf{F}$, etc. The symbol $\text{erf}(x) = \frac{2}{\sqrt{\pi}} \int_0^x e^{-t^2} dt$ denotes the error function.

A. Two electrons

In the case of two electrons, we assume that two of the potential minima of (23) are occupied – there is an electron at $\mathbf{A} = (0, 0, 0)$ and an electron at $\mathbf{B} = (2l\sqrt{\frac{1}{3}}, 0, -2l\sqrt{\frac{2}{3}})$. In order to compute L_0 and L_1 from (9) and (10) above, we require only the matrix elements $\langle AB|H|AB\rangle = 2\langle A|h|A\rangle + \langle AB|w|AB\rangle$, $\langle AB|AB\rangle = 1$, $\langle AB|H|BA\rangle = 2\langle A|h|B\rangle\langle A|B\rangle + \langle AB|w|BA\rangle$, and $\langle AB|BA\rangle = \langle A|B\rangle^2$. (We have simplified using the fact that $\langle A|h|A\rangle = \langle B|h|B\rangle$ and using the fact that the wavefunctions are real.) Once L_0 and L_1 have been computed, it is straightforward to obtain $K = L_0 + (3/2)L_1$ and $J = 2L_1$.

A plot of the energy shift K as a function of x (the tunneling energy) and y (the Coulomb energy) is shown in Fig. 3 in units of $\hbar\omega_o$. Following Ref. 8, we estimate realistic values for x and y by considering the case of GaAs heterostructure single dots. An estimated value for x is $x \equiv m\omega_o^2 l^2/(\hbar\omega_o) \approx 1$, since the harmonic oscillator width $2\sqrt{\hbar/(m\omega_o)}$ should be approximately equal to the distance between dots $2l$ in a quantum computer. The parameter $y \equiv e^2/(\kappa l\hbar\omega_o) \approx 1.35$ taking $\kappa = 13.1$, $\hbar\omega_o = 3$ meV and $x \approx 1$. Note that the energy K increases when the one-electron tunneling barrier energy decreases and the Coulomb interaction energy increases (i.e. for small x and large y).

In Fig. 4, we plot the exchange-interaction constant J as a function of x and y . The plot generally indicates that J increases as the tunneling barrier decreases (x smaller), an intuitively reasonable result. However, when the Coulomb interaction is particularly strong, as

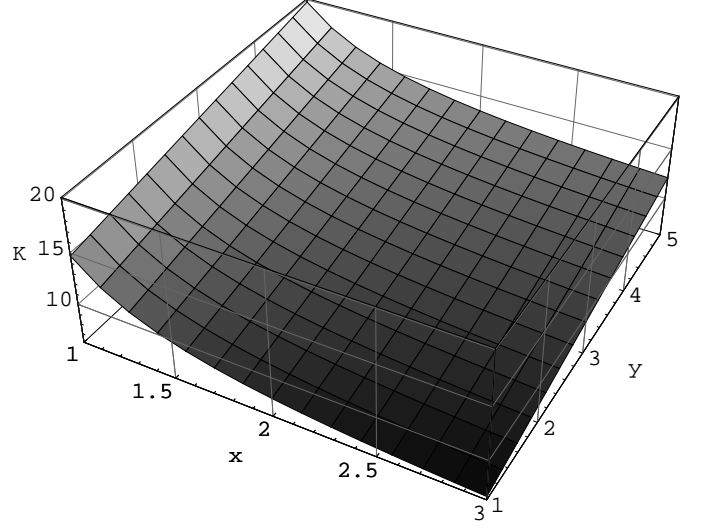


FIG. 3: Plot of K as a function of dimensionless tunneling barrier x and Coulomb energy y in the case of two interacting electrons.

when $y \rightarrow 5$, this trend is violated: J develops a negative minimum at $x \sim 1.5$. The reason is that the $S_T = 3/2$ state has a totally antisymmetric spatial wavefunction, while the $S_T = 1/2$ state does not. The antisymmetry tends to reduce the Coulomb repulsion energy between electrons while increasing the one-electron-tunneling energy. When parameters are tuned to make the Coulomb repulsion important, the energy of the $S_T = 3/2$ state dips down, eventually decreasing below the energy of the $S_T = 1/2$ state. This leads to $J < 0$. The negative value of J signals the breakdown of the Heitler-London approximation in this region. The exact two electron ground state is known³⁷ to have $S_T = 1/2$, while $J < 0$ would imply an $S_T = 3/2$ ground state. The Heitler-London representation of the $S_T = 1/2$ state is simply too rigid to represent the exact ground state when interactions are strong. The inflexibility of the Heitler-London wavefunctions should be kept in mind when there are strong interactions in the three electron and four electron case, as well. Fortunately, in our region of greatest interest, $x \approx 1$, $y \approx 1.35$, Heitler-London results should be meaningful. Even then, however, the Heitler-London analysis presented here is not suitable for making quantitative

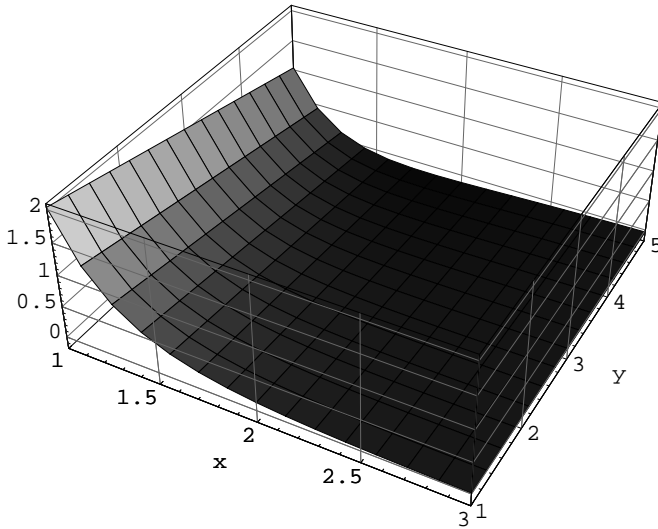


FIG. 4: Plot of J as a function of x and y in the case of two interacting electrons. When $J < 0$ the Heitler-London approximation has broken down.

predictions for real systems. In particular, the barrier between minima of the potential (23) is shallow, and so our Heitler-London calculation will become increasingly inaccurate as the minima get close together. In this case one should resort to the more accurate numerical methods used, e.g., in Refs. 14,15,16,17.

B. Three electrons

In the case of three electrons we assume three of the potential minima in (23) are occupied at, say, $\mathbf{A} = (0, 0, 0)$, $\mathbf{B} = (2l\sqrt{\frac{1}{3}}, 0, -2l\sqrt{\frac{2}{3}})$, and $\mathbf{C} = (-l\sqrt{\frac{1}{3}}, l, -2l\sqrt{\frac{2}{3}})$. The electrons are therefore arranged at the corners of an equilateral triangle, and the minimum at \mathbf{D} is unoccupied. To solve (12) and (13), we need to evaluate three-body matrix elements. Details are given in Appendix B.

A plot of the energy shift K as a function of x (the tunneling energy) and y (the Coulomb energy) is shown in Fig. 5 in units of $\hbar\omega_\phi$. The plot's shape is quite similar to that of Fig. 3. Fig. 6 displays the change ΔK caused by the three-electron swap matrix elements $\epsilon_0 = \langle CAB|H|ABC \rangle$ and $p_0 = \langle CAB|ABC \rangle$. The axis directions are reversed in this plot to make its shape easier to inspect. The figure shows that ΔK is most important when one-electron tunneling barrier energy the Coulomb interaction energy are small in magnitude (small x and small y).

In Fig. 7, we plot the exchange-interaction constant J as a function of x and y . As in the two-body case, the Heitler-London approximation becomes suspect in the regime of strong interactions, so the region of negative J could just indicate its breakdown. We stress, however, that exact ground state for three or more electrons is not

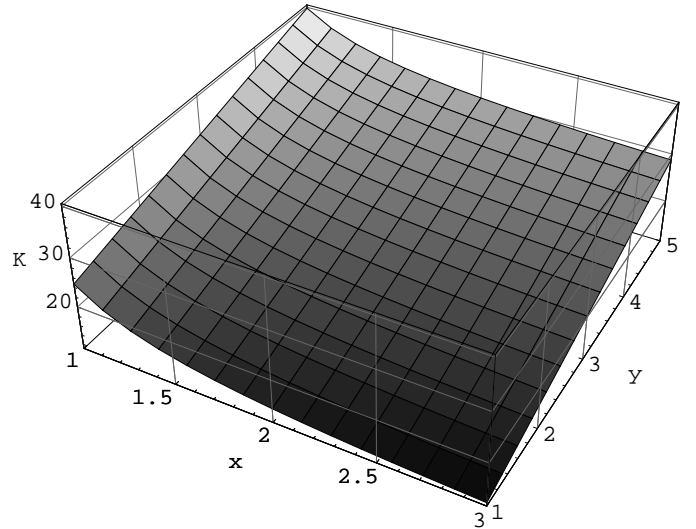


FIG. 5: Plot of K as a function of x and y in the case of three mutually interacting electrons.

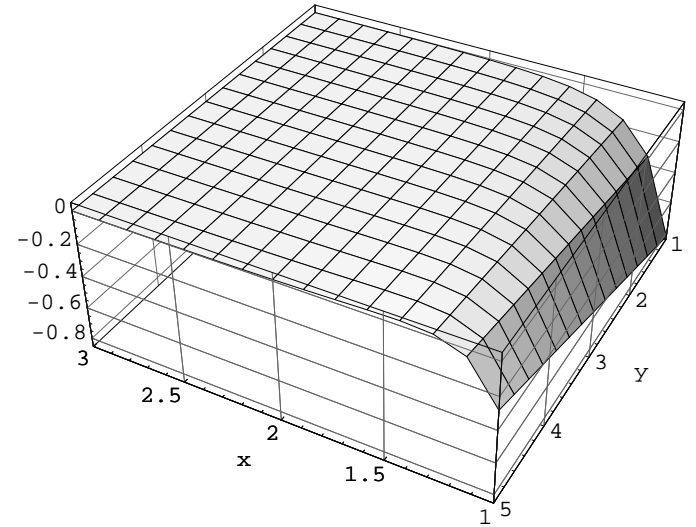


FIG. 6: Plot of ΔK as a function of x and y in the case of three mutually interacting electrons. Axis directions are reversed from the preceding figure.

as well understood as that for two electrons;³⁷ the result $J < 0$ cannot be ruled out *a priori*. A more accurate numerical calculation is required which will be reported in a future publication.

Fig. 8 shows the change ΔJ that results from three-electron-swap matrix elements ϵ_0 and p_0 (note that the axis directions are flipped to make the plot clearer). Comparing the scales of Figs. 7 and 8, one finds that the three-electron swap matrix elements can have a powerful influence on J . As we have emphasized, our Heitler-London calculation is not really suitable for quantitative conclusions. The calculation does show, however, that three-electron swap matrix elements should not be neglected when a quantitative analysis is performed.

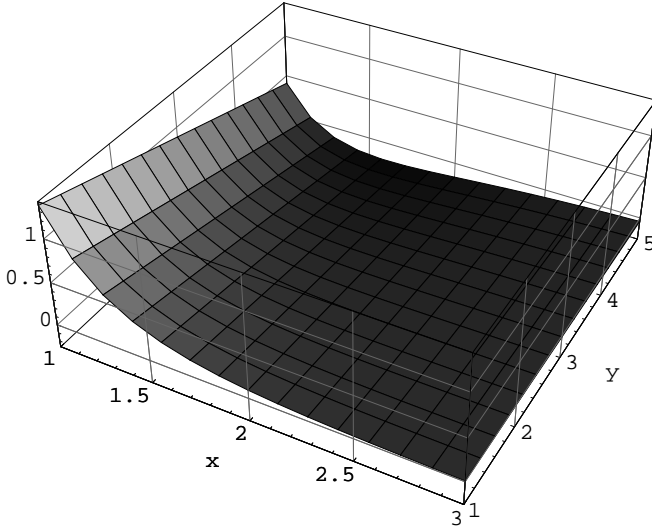


FIG. 7: Plot of J as a function of x and y in the case of three mutually interacting electrons.

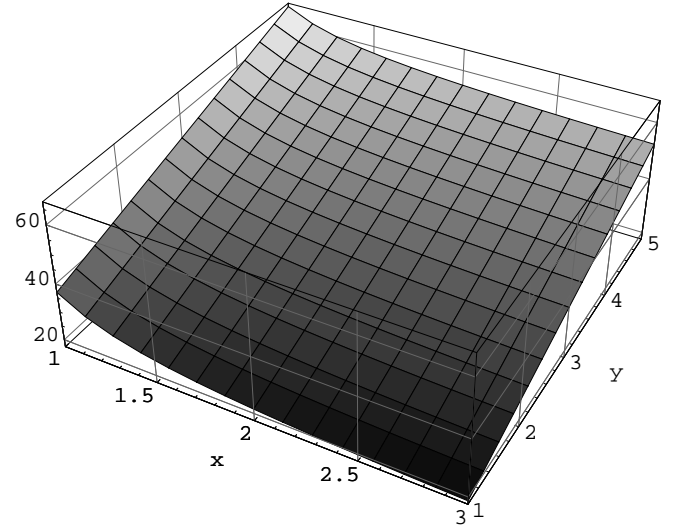


FIG. 9: Plot of K as a function of x and y in the case of four mutually interacting electrons.

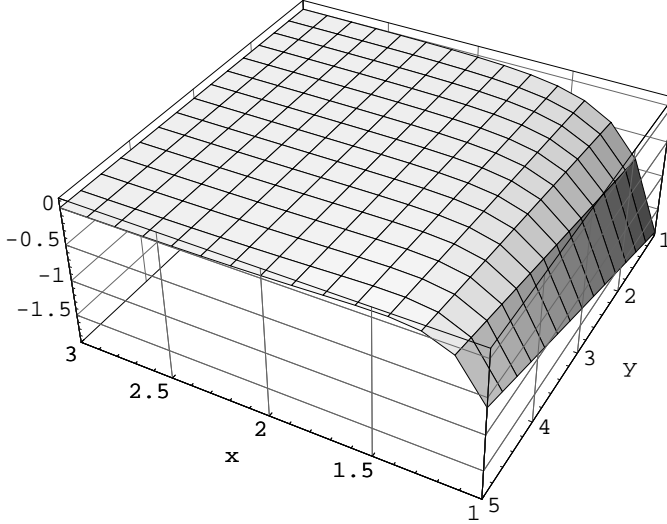


FIG. 8: Plot of ΔJ as a function of x and y in the case of three mutually interacting electrons.

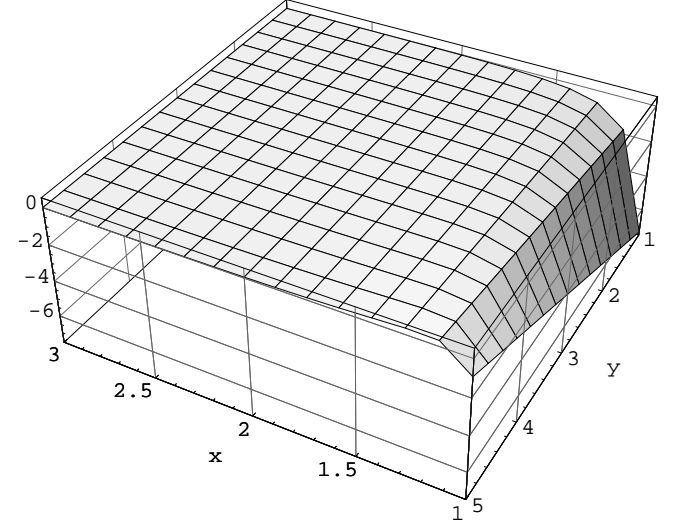


FIG. 10: Plot of ΔK as a function of x and y in the case of four mutually interacting electrons.

C. Four Electrons

The actual calculation for four electron case is more involved than that of the three electron case but identical in procedure. Details are given in Appendix C. The resulting quantities K and ΔK appear as functions of x and y in Fig. 9 and Fig. 10, respectively. Now, ΔK is the change in K as a result of three-body (p_1, ϵ_1) and also four-body ($p_0, p'_0, \epsilon_0, \epsilon'_0$) matrix elements.

The exchange-interaction constant J exhibits rich behavior as a function of x and y (Fig. 11). The result is similar to that of the three-electron case (Fig. 7) except that here J tends to become more negative when $x \rightarrow 1$. Interestingly, the appearance of ΔJ (Fig. 12)

is reminiscent of ΔJ in the three-electron case (Fig. 8). Furthermore, J' (Fig. 13) and $\Delta J'$ (Fig. 14) are qualitatively similar in form to J and to ΔJ , respectively, from the three-electron case.

It is important to compare the scales in Figs. 11 and 13. The interaction constant J' is almost always greater in magnitude than J , which is remarkable and requires attention in quantum computer design. In fact, at the point $x = 1.00$, $y \sim 1.35$, our calculation yields $J = -0.02$ and $J' = 3.02$ so that there are substantial four-body interactions with almost no two-body interactions at all. We caution, though, that these values were obtained within a Heitler-London approximation that will become inaccurate as x decreases and the minima of (23) get closer together. Our intention is to highlight the possible sig-

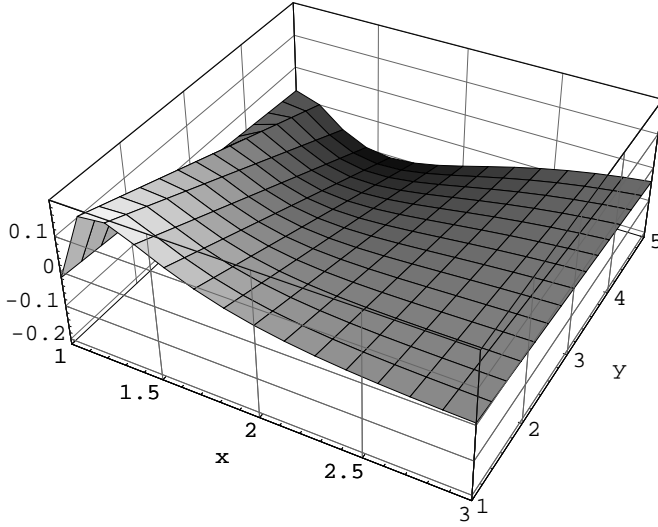


FIG. 11: Plot of J as a function of x and y in the case of four mutually interacting electrons.

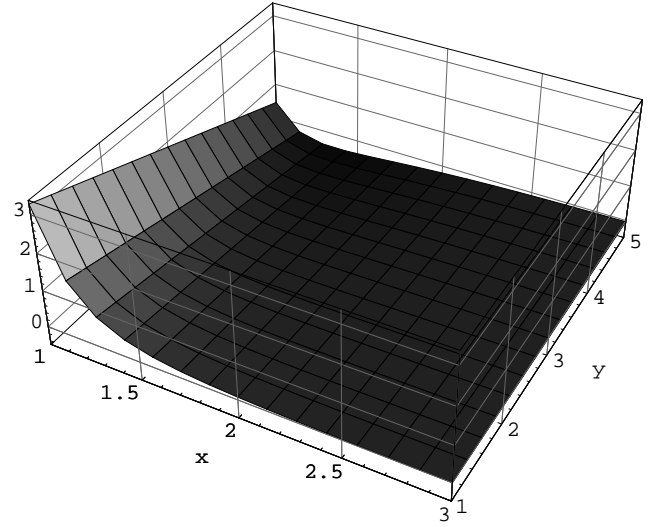


FIG. 13: Plot of J' as a function of x and y in the case of four mutually interacting electrons.

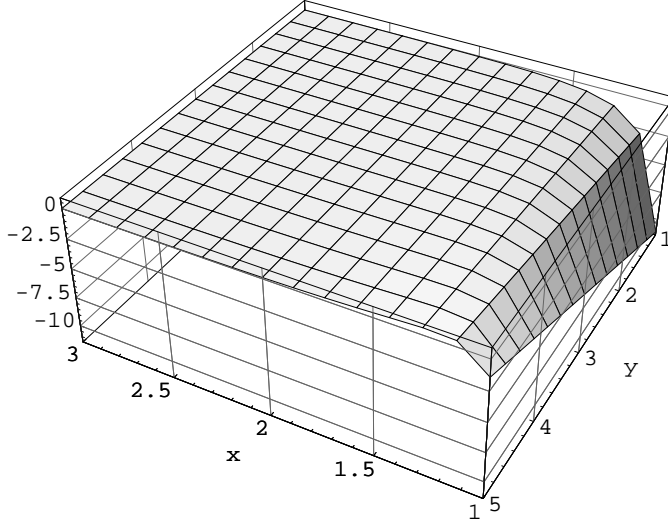


FIG. 12: Plot of ΔJ as a function of x and y in the case of four mutually interacting electrons.

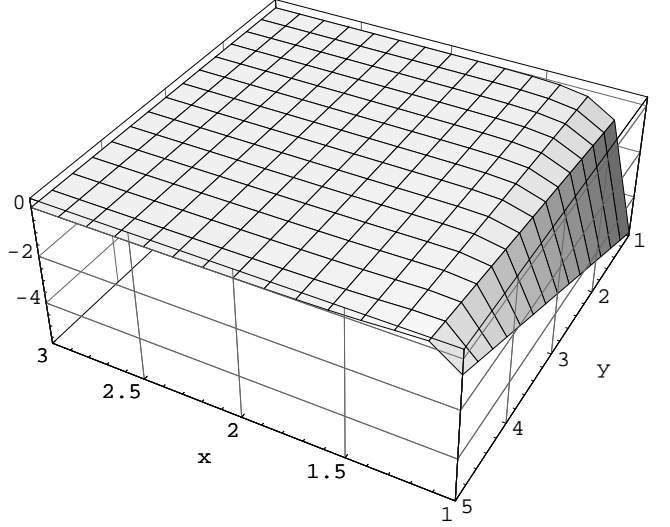


FIG. 14: Plot of $\Delta J'$ as a function of x and y in the case of four mutually interacting electrons.

nificance of the four-body terms. Such terms have been observed experimentally in ^3He ,³⁸ and Cu_4O_4 square plaquettes in La_2CuO_4 ,³⁹ where J'/J was found to be $\sim 27\%$.

V. CONCLUSIONS

The exchange interaction between localized electrons is a basic phenomenon of condensed matter physics, with a history that dates back to Heisenberg's pioneering work.¹ The details of its behavior are of great significance to quantum information processing using quantum dots. Here we have considered the effects that arise when three or more electrons, each localized in a low energy or-

bital on a quantum dot, are simultaneously coupled. We have shown that both quantitative and qualitative effects arise, due to many-body terms, that modify the standard form of the Heisenberg exchange interaction. Most significantly, in the case of four coupled electrons, there is a four-body interaction that is added to the Heisenberg exchange interaction, and our Heitler-London calculations suggest that it could be strong in physically relevant parameter regimes. This possibility needs to be considered in quantum computer design, because, on the one hand, of the problems it could produce when its presence is unwelcome and, on the other hand, because of its potential uses in novel designs.

Acknowledgments

A.M. acknowledges the support of a Packard Foundation Fellowship for Science and Engineering. D.A.L. acknowledges support under the DARPA-QuIST program (managed by AFOSR under agreement No. F49620-01-1-0468), and the Connaught Fund. We thank Prof. T.A. Kaplan for useful correspondence.

APPENDIX A: PERTURBATIVE APPROACH TO HEISENBERG EXCHANGE

Here we summarize the perturbative approach to deriving corrections to the Heisenberg exchange interaction. See, e.g., Refs. 7,25,26 for more details.

After second quantization of the Coulomb interaction Hamiltonian (3) one arrives at the result

$$H = \sum_{i,s} \varepsilon_i n_{is} + \sum_{i<j} \sum_s t_{ij} a_{is}^\dagger a_{js} + U \sum_i n_{is} n_{i,-s} - \sum_{i<j} \sum_{s,s'} J_{ij} a_{is}^\dagger a_{is'} a_{js'}^\dagger a_{js}$$

where a_{is}^\dagger creates an electron with spin s in the i th Wannier orbital $\phi(\mathbf{r}-\mathbf{r}_i)$, $n_{is} = a_{is}^\dagger a_{is}$ is the number operator,

$$t_{ij} = \int \phi^*(\mathbf{r}-\mathbf{r}_i) h(\mathbf{r}) \phi(\mathbf{r}-\mathbf{r}_j) d\mathbf{r}$$

is the hopping energy for $i \neq j$, $\varepsilon_i \equiv t_{ii}$ is the energy of the electron in the i th orbital,

$$U = \frac{1}{2} e^2 \int \frac{|\phi(\mathbf{r})|^2 |\phi(\mathbf{r}')|^2}{|\mathbf{r}-\mathbf{r}'|} d\mathbf{r} d\mathbf{r}'$$

is the on-site interaction energy, and

$$J_{ij} = e^2 \int \frac{\phi^*(\mathbf{r}-\mathbf{r}_i) \phi(\mathbf{r}-\mathbf{r}_j) \phi^*(\mathbf{r}'-\mathbf{r}_j) \phi(\mathbf{r}'-\mathbf{r}_i)}{|\mathbf{r}-\mathbf{r}'|} d\mathbf{r} d\mathbf{r}' \geq 0$$

is the customary direct exchange integral (ferromagnetic).

One now assumes $U \gg \varepsilon_i, t_{ij}, J_{ij}$; this corresponds to the situation where all orbitals are singly occupied (insulator). One then evaluates H in the Heitler-London basis

$$|s_1, s_2, \dots, s_n\rangle = a_{1s_1}^\dagger a_{2s_2}^\dagger \dots a_{ns_n}^\dagger |\text{vac}\rangle$$

in which states differ one from the other only in the distribution of spins s_i in the orbitals i . The evaluation is

facilitated by noting that the operators

$$S_i^\alpha \equiv \frac{1}{2} \sum_{s,s'} a_{is}^\dagger \sigma_{s,s'}^\alpha a_{is'}$$

are the component of spin 1/2 operators, where $\sigma_{s,s'}^\alpha$ are the matrix elements of the Pauli matrices ($\alpha = x, y, z$). This allows one to rewrite the exchange term as

$$\sum_{s,s'} J_{ij} a_{is}^\dagger a_{is'} a_{js'}^\dagger a_{js} = 2J_{ij} \mathbf{S}_i \cdot \mathbf{S}_j + \text{const},$$

which is the familiar Heisenberg exchange Hamiltonian.

The contribution of the hopping term to H can be neglected in the limit $t_{ij}/U \rightarrow 0$. However, when $t_{ij}/U \ll 1$ but nonvanishing, it can be shown,⁷ using standard perturbation theory in powers of $1/U$, that the effective hopping Hamiltonian in the Heitler-London basis takes the form

$$H_{\text{eff}} = -\frac{H_h^2}{U} + \frac{H_h^3}{U^2} + \frac{H_h^4}{U^3} + \dots,$$

where $H_h = \sum_{i<j} \sum_s t_{ij} a_{is}^\dagger a_{js}$ is the original hopping Hamiltonian, which vanishes in the Heitler-London basis. The first order correction $-\frac{H_h^2}{U}$ gives rise to a term of the form $\frac{1}{U} \sum_{i<j} |t_{ij}|^2 \mathbf{S}_i \cdot \mathbf{S}_j + \text{const}$, which quantitatively modifies (with opposite sign, i.e., antiferromagnetically) the Heisenberg Hamiltonian.⁶ However, it is clear that higher order terms can contribute multi-spin terms of the form we have considered in this paper. It can be shown²⁵ that all odd orders vanish, in agreement with our general symmetry argument of Section II (the perturbation-theoretic argument given by Takahashi is far more complicated). The term $\frac{H_h^4}{U^3}$ then gives rise to four-spin interactions of the form $(\mathbf{S}_i \cdot \mathbf{S}_j)(\mathbf{S}_k \cdot \mathbf{S}_l)$, proportional to $t_{ij} t_{jk} t_{kl} t_{li} / U^3$, with $i < j < l, i < k, k \neq j, l$.²⁵ This can be interpreted diagrammatically as a cycle in which the electrons interchange dots in the order $i \rightarrow l \rightarrow k \rightarrow j \rightarrow i$. Thus, perturbation theory shows that when t^4/U^3 is significant, the four-spin interaction cannot be neglected.

APPENDIX B: DETAILS OF CALCULATIONS FOR THREE ELECTRONS

The Hamiltonian (3) contains 3 one-body terms h and 3 Coulomb interaction terms w , and the contribution of each term is given in (24) - (26). These contributions determine the parameters $p_3, p_1, p_0, \epsilon_3, \epsilon_1$, and ϵ_0 that appear in equations (12) and (13):

$$\begin{aligned}
\epsilon_3 &= \langle A|h|A \rangle + \langle B|h|B \rangle + \langle C|h|C \rangle + \langle AB|w|AB \rangle + \langle AC|w|AC \rangle + \langle BC|w|BC \rangle \\
\epsilon_1 &= \langle B|h|A \rangle \langle A|B \rangle + \langle A|h|B \rangle \langle B|A \rangle + \langle C|h|C \rangle \\
&\quad + \langle BA|w|AB \rangle + \langle BC|w|AC \rangle \langle A|B \rangle + \langle AC|w|BC \rangle \langle B|A \rangle \\
\epsilon_0 &= \langle C|h|A \rangle \langle A|B \rangle \langle B|C \rangle + \langle A|h|B \rangle \langle C|A \rangle \langle B|C \rangle + \langle B|h|C \rangle \langle C|A \rangle \langle A|B \rangle \\
&\quad + \langle CA|w|AB \rangle \langle B|C \rangle + \langle CB|w|AC \rangle \langle A|B \rangle + \langle AB|w|BC \rangle \langle C|A \rangle
\end{aligned}$$

and

$$\begin{aligned}
p_3 &= 1 \\
p_1 &= \langle A|B \rangle \langle B|A \rangle \\
p_0 &= \langle C|A \rangle \langle A|B \rangle \langle B|C \rangle
\end{aligned}$$

We apply the symmetries of an equilateral triangle, $\langle B|A \rangle = \langle C|A \rangle = \langle B|C \rangle$, $\langle B|h|A \rangle = \langle C|h|A \rangle = \langle B|h|C \rangle$, $\langle A|h|A \rangle = \langle B|h|B \rangle = \langle C|h|C \rangle$ to get the matrix elements not explicitly listed in (24) - (26). All matrix elements are functions of $\hbar\omega_o$, x , and y , so L_0 and L_1 obtained from (12) and (13), and K and J obtained from (15) and (16), are functions of the same quantities.

APPENDIX C: DETAILS OF CALCULATIONS FOR FOUR ELECTRONS

Here, there is an electron in a Gaussian orbital at each of the four potential minima of (23). We use the analytical expressions (24) - (26) to evaluate the many-body matrix elements that appear in equations (17), (18), and (19). The Hamiltonian (3) contains 4 one-body terms h and 6 Coulomb interaction terms w . Taking them all into account, we have

$$\begin{aligned}
\epsilon_4 &= \langle A|h|A \rangle + \langle B|h|B \rangle + \langle C|h|C \rangle + \langle D|h|D \rangle + \langle AB|w|AB \rangle + \langle AC|w|AC \rangle \\
&\quad + \langle AD|w|AD \rangle + \langle BC|w|BC \rangle + \langle BD|w|BD \rangle + \langle CD|w|CD \rangle, \\
\epsilon_2 &= \langle B|h|A \rangle \langle A|B \rangle + \langle A|h|B \rangle \langle B|A \rangle + \langle C|h|C \rangle \langle B|A \rangle \langle A|B \rangle + \langle D|h|D \rangle \langle B|A \rangle \langle A|B \rangle \\
&\quad + \langle BA|w|AB \rangle + \langle BC|w|AC \rangle \langle A|B \rangle + \langle BD|w|AD \rangle \langle A|B \rangle \\
&\quad + \langle AC|w|BC \rangle \langle B|A \rangle + \langle AD|w|BD \rangle \langle B|A \rangle + \langle CD|w|CD \rangle \langle B|A \rangle \langle A|B \rangle, \\
\epsilon_1 &= \langle A|h|A \rangle \langle D|B \rangle \langle B|C \rangle \langle C|D \rangle + \langle D|h|B \rangle \langle B|C \rangle \langle C|D \rangle + \langle B|h|C \rangle \langle D|B \rangle \langle C|D \rangle \\
&\quad + \langle C|h|D \rangle \langle D|B \rangle \langle B|C \rangle + \langle AD|w|AB \rangle \langle B|C \rangle \langle C|D \rangle + \langle AB|w|AC \rangle \langle D|B \rangle \langle C|D \rangle \\
&\quad + \langle AC|w|AD \rangle \langle D|B \rangle \langle B|C \rangle + \langle DB|w|BC \rangle \langle C|D \rangle + \langle DC|w|BD \rangle \langle B|C \rangle \\
&\quad + \langle BC|w|CD \rangle \langle D|B \rangle, \\
\epsilon_0 &= \langle B|h|A \rangle \langle A|B \rangle \langle D|C \rangle \langle C|D \rangle + \langle A|h|B \rangle \langle B|A \rangle \langle D|C \rangle \langle C|D \rangle \\
&\quad + \langle D|h|C \rangle \langle B|A \rangle \langle A|B \rangle \langle C|D \rangle + \langle C|h|D \rangle \langle B|A \rangle \langle A|B \rangle \langle D|C \rangle \\
&\quad + \langle BA|w|AB \rangle \langle D|C \rangle \langle C|D \rangle + \langle BD|w|AC \rangle \langle A|B \rangle \langle C|D \rangle + \langle BC|w|AD \rangle \langle A|B \rangle \langle D|C \rangle \\
&\quad + \langle AD|w|BC \rangle \langle B|A \rangle \langle C|D \rangle + \langle AC|w|BD \rangle \langle B|A \rangle \langle D|C \rangle + \langle DC|w|CD \rangle \langle B|A \rangle \langle A|B \rangle, \\
\epsilon'_0 &= \langle D|h|A \rangle \langle A|B \rangle \langle B|C \rangle \langle C|D \rangle + \langle A|h|B \rangle \langle D|A \rangle \langle B|C \rangle \langle C|D \rangle \\
&\quad + \langle B|h|C \rangle \langle D|A \rangle \langle A|B \rangle \langle C|D \rangle + \langle C|h|D \rangle \langle D|A \rangle \langle A|B \rangle \langle B|C \rangle \\
&\quad + \langle DA|w|AB \rangle \langle B|C \rangle \langle C|D \rangle + \langle DB|w|AC \rangle \langle A|B \rangle \langle C|D \rangle + \langle DC|w|AD \rangle \langle A|B \rangle \langle B|C \rangle \\
&\quad + \langle AB|w|BC \rangle \langle D|A \rangle \langle C|D \rangle + \langle AC|w|BD \rangle \langle D|A \rangle \langle B|C \rangle + \langle BC|w|CD \rangle \langle D|A \rangle \langle A|B \rangle.
\end{aligned}$$

The overlap matrix elements are simpler

$$\begin{aligned}
p_4 &= 1 \\
p_2 &= \langle B|A \rangle \langle A|B \rangle \\
p_1 &= \langle D|B \rangle \langle B|C \rangle \langle C|D \rangle \\
p_0 &= \langle B|A \rangle \langle A|B \rangle \langle D|C \rangle \langle C|D \rangle \\
p'_0 &= \langle D|A \rangle \langle A|B \rangle \langle B|C \rangle \langle C|D \rangle.
\end{aligned}$$

Analytical forms are then available for all of the matrix elements of H and all the overlap matrix elements using expressions (24) - (26) and using the tetrahedron symmetries

$$\begin{aligned}\langle B|A\rangle &= \langle C|A\rangle = \langle D|A\rangle = \langle B|C\rangle = \langle B|D\rangle = \langle C|D\rangle \\ \langle B|h|A\rangle &= \langle C|h|A\rangle = \langle D|h|A\rangle = \langle B|h|C\rangle = \langle B|h|D\rangle = \langle C|h|D\rangle \\ \langle A|h|A\rangle &= \langle B|h|B\rangle = \langle C|h|C\rangle = \langle D|h|D\rangle.\end{aligned}$$

With all of the matrix elements of H and the overlap matrix elements in hand, we evaluate K , J , and J' by

solving (17) - (19) and (20) - (22).

-
- ¹ W. Heisenberg, Z. Physik **49**, 619 (1928).
 - ² P.A.M. Dirac, Proc. Roy. Soc. London Ser. A **123**, 714 (1929).
 - ³ J. V. Vleck, *Theory of electric and magnetic susceptibilities* (Oxford Univ. Press, Clarendon, London, 1932).
 - ⁴ C. Herring, Rev. Mod. Phys. **34**, 631 (1962).
 - ⁵ P.W. Anderson, in *Solid State Physics*, edited by F. Seitz and D. Turnbull (Academic Press, New York, 1963), vol. 14, chap. 2, p. 99.
 - ⁶ P.W. Anderson, *Concepts in Solids* (Benjamin, New York, 1963).
 - ⁷ W. Jones and N. March, *Theoretical Solid State Physics*, vol. 1 (Dover, New York, 1985).
 - ⁸ D. Loss and D.P. DiVincenzo, Phys. Rev. A **57**, 120 (1998).
 - ⁹ D. Bacon, J. Kempe, D.A. Lidar and K.B. Whaley, Phys. Rev. Lett. **85**, 1758 (2000).
 - ¹⁰ J. Kempe, D. Bacon, D.A. Lidar, and K.B. Whaley, Phys. Rev. A **63**, 042307 (2001).
 - ¹¹ D.P. DiVincenzo, D. Bacon, J. Kempe, G. Burkard, and K.B. Whaley, Nature **408**, 339 (2000).
 - ¹² D.A. Lidar and L.-A. Wu, Phys. Rev. Lett. **88**, 017905 (2002).
 - ¹³ D. Bacon, J. Kempe, D.P. DiVincenzo, D.A. Lidar, and K.B. Whaley, in *Proceedings of the 1st International Conference on Experimental Implementations of Quantum Computation, Sydney, Australia*, edited by R. Clark (Rinton, Princeton, NJ, 2001), p. 257, quant-ph/0102140.
 - ¹⁴ G. Burkard, D. Loss and D.P. DiVincenzo, Phys. Rev. B **59**, 2070 (1999).
 - ¹⁵ G. Burkard, H.-A. Engel and D. Loss, Fortschr. Phys. **48**, 965 (2000).
 - ¹⁶ X. Hu and S. Das Sarma, Phys. Rev. A **61**, 062301 (2000).
 - ¹⁷ X. Hu and S. Das Sarma, Phys. Rev. A **64**, 042312 (2001).
 - ¹⁸ J. Levy, Phys. Rev. A **64**, 052306 (2001).
 - ¹⁹ J. Schliemann, D. Loss, and A.H. MacDonald, Phys. Rev. B **63**, 085311 (2001).
 - ²⁰ K.V. Kavokin, Phys. Rev. B **64**, 075305 (2001).
 - ²¹ S.D. Barrett and C.H.W. Barnes, Phys. Rev. B **66**, 125318 (2002).
 - ²² C. Yonnouleas and U. Landman, Intl. J. of Quantum Chem. **90**, 699 (2002).
 - ²³ I. Dzyaloshinski, J. Phys. Chem. Solids **4**, 241 (1958).
 - ²⁴ T. Moriya, Phys. Rev. **120**, 91 (1960).
 - ²⁵ M. Takahashi, J. Phys. C **10**, 1289 (1977).
 - ²⁶ A.H. MacDonald, S.M. Girvin, and D. Yoshioka, Phys. Rev. B **37**, 9753 (1988);
 - ²⁷ D. Bacon, K.R. Brown, K.B. Whaley, Phys. Rev. Lett. **87**, 247902 (2001).
 - ²⁸ P.W. Shor, in *Proceedings of the 37th Symposium on Foundations of Computing* (IEEE Computer Society Press, Los Alamitos, CA, 1996), p. 56, quant-ph/9605011.
 - ²⁹ D. Gottesman, Phys. Rev. A **57**, 127 (1997).
 - ³⁰ J. Preskill, Proc. Roy. Soc. London Ser. A **454**, 385 (1998).
 - ³¹ A.M. Steane, Nature **399**, 124 (1999).
 - ³² D.A. Lidar, D. Bacon, J. Kempe, and K.B. Whaley, Phys. Rev. A **63**, 022307 (2001).
 - ³³ R. Raussendorf and H.J. Briegel, Phys. Rev. Lett. **86**, 5188 (2001).
 - ³⁴ M.H. Freedman, quant-ph/0110060.
 - ³⁵ W. Heitler and F. London, Z. Physik **44**, 455 (1927).
 - ³⁶ L. Jacak, P. Hawrylak, and A. Wójs, *Quantum Dots* (Springer, Berlin, 1998).
 - ³⁷ D.C. Mattis, in *The Theory of Magnetism*, Springer Series in Solid-State Sciences No. 17, (Springer, New York, 1988), Vol. I, Sec. 4.5.
 - ³⁸ M. Roger, J.H. Hetherington, and J.M. Delrieu, Rev. Mod. Phys. **55**, 1 (1983).
 - ³⁹ R. Coldea, S.M. Hayden, G. Aeppli, T.G. Perring, C.D. Frost, T.E. Mason, S.-W. Cheong, and Z. Fisk, Phys. Rev. Lett. **86**, 5377 (2002).