

Clustering properties of a generalised critical Euclidean network

Parongama Sen¹ and S. S. Manna²

¹*Department of Physics, University of Calcutta, 92 Acharya Prafulla Chandra Road, Kolkata 700009, India.*

²*Satyendra Nath Bose National Centre for Basic Sciences Block-JD, Sector-III, Salt Lake, Kolkata-700098, India*

Many real-world networks exhibit scale-free feature, have a small diameter and a high clustering tendency. We have studied the properties of a growing network, which has all these features, in which an incoming node is connected to its i th predecessor of degree k_i with a link of length ℓ using a probability proportional to $k_i^\beta \ell^\alpha$. For $\alpha > -0.5$, the network is scale free at $\beta = 1$ with the degree distribution $P(k) \propto k^{-\gamma}$ and $\gamma = 3.0$ as in the Barabási-Albert model ($\alpha = 0, \beta = 1$). We find a phase boundary in the $\alpha - \beta$ plane along which the network is scale-free. Interestingly, we find scale-free behaviour even for $\beta > 1$ for $\alpha < -0.5$ where the existence of a new universality class is indicated from the behaviour of the degree distribution and the clustering coefficients. The network has a small diameter in the entire scale-free region. The clustering coefficients emulate the behaviour of most real networks for increasing negative values of α on the phase boundary.

PACS numbers: 05.70.Jk, 64.60.Fr, 74.40.Cx

Recent studies of many complex real-world networks of diverse nature, e.g., social networks, biological networks, electronic communication networks etc. reveal some striking similarities in their underlying structures [1]. The diameter \mathcal{D} , a measure of the topological extension of the network, the clustering coefficient \mathcal{C} , a measure of the local correlations among the links of the network and the nodal degree distribution $P(k)$ are some of the few important quantities which exhibit the similarities among the different networks. Many of these networks exhibit small-world network (SWN)-like properties [2], i.e., the diameter $\mathcal{D}(N)$ of the network scales logarithmically with the number of nodes N while the clustering coefficient has a high value. In some of these networks, there is no characteristic scale manifested by the typical power law decay of the tail of the degree distribution: $P(k) \propto k^{-\gamma}$ [3], where $P(k)$ is the number of nodes which are linked with k other nodes. These networks are called scale-free networks (SFN).

Typically, the clustering coefficient measures the conditional probability that an arbitrary pair of nodes are linked, provided both are linked to a third node. The clustering coefficient can be studied as a function of two different variables: $\mathcal{C}(N)$, the clustering coefficient per node averaged over all N nodes as a function of the network size N and $\mathcal{C}(k)$, the clustering coefficient per node averaged over all nodes with degree k as a function of k . Obviously $\mathcal{C}(N) = \sum_k P(k) \mathcal{C}(k) / \sum_k P(k)$.

In some recent studies [4,5], it was shown that several real networks, like the actor network, language network, the Internet at the autonomous system level etc., which are known to exhibit scale-free behaviour and have small diameters, have another common feature, i.e., $\mathcal{C}(k)$ has a power law dependence: $\mathcal{C}(k) \propto k^{-1}$ whereas the total clustering coefficient $\mathcal{C}(N)$ has a high value.

Attempts to capture the three features of small diameter, high clustering and absence of a characteristic scale, which occur in many real world networks, in a single model, have been faced with certain difficulties. The

first model to mimic a small-world network is the Watts-Strogatz model (WS) [2]. Here the nodes are arranged on a ring with links to the nearest neighbours and small-world features can be achieved by re-wiring the nearest neighbour bonds to randomly link an arbitrary pair of nodes even with a very small probability. However the nodal degree distribution in the WS model failed to show scale-free feature. The Barabási-Albert (BA) model is a prototype for a SFN in which the network is grown by adding nodes one by one, and a new node gets attached to an older one with a probability proportional to its degree. Although the scale-free property was successfully achieved and the network had a small diameter, the clustering coefficient $\mathcal{C}(N)$ showed a power law decay with N ($\mathcal{C}(N) \propto N^{-0.75}$), while $\mathcal{C}(k)$ remained a constant with k [1,4], thus failing to capture the feature of high clustering tendency of real networks.

Successful attempts to capture all the desirable features of a network have been made by defining other models [4,6–10] subsequently. For example, in a deterministic growing graph [6], which is argued to simulate a citation network, exact calculations showed that it has small diameter, scale-free feature as well as $\mathcal{C}(k) \propto 1/k$. In [8,10], suitable modifications are done to generate triads (and consequently a high clustering coefficient) in an otherwise BA type of growing network. In [7], an old node is deactivated with a probability proportional to its inverse degree in a growing network to get a high clustering coefficient. In [9], spatial distances have been incorporated in some specified manner which also gave the desired features of a real network to a large extent. A power law dependence of $\mathcal{C}(k)$ can be obtained in deterministic and stochastic scale-free networks with hierarchical structure also [4].

While in a majority of real-world scale-free networks $\mathcal{C}(k) \propto 1/k$, some other networks like the Internet router network, the power grid network [4,5] of the Western United states and the Indian railway network [11] (which does not have scale-free behaviour) showed a different

behaviour: $\mathcal{C}(k)$ shows no dependence or logarithmic dependence on k . In [4], this behaviour was argued to be due to the presence of geographical organisation in such networks in the sense that there are actual physical connection between the nodes and the networks are defined in real space. A comparison of the clustering coefficients in a model network with and without geographical organisation could therefore help to understand the relation between geographical organisation and clustering better. It should be pointed out here that $\mathcal{C}(k)$ is also a constant in the BA model where a metric is not defined.

In a network defined in real space, the spatial distance between the nodes is expected to play an important role in constructing the links. On the other hand, the rule of preferential attachment has been very successful in achieving the scale-free feature and small diameter of a network. We have therefore considered a growing network in which both the preferential attachment as well as the spatial distances are parametrically incorporated in the attachment probability and can be independently tuned. Here we would like to mention that although some networks are not defined in real space, spatial distances are still expected to be implicitly involved, e.g., in a social network, people in the same locality are much more likely to know and influence each other. Although the concept of geographical locality does not exist explicitly in all networks, one can still define a “closeness” factor in many networks, e.g., in the citation network, a paper is likely to be cited with a higher probability when the contents of it is “close” to that of the citing paper.

The network we have under consideration is evolved from the time $t = 0$ and at time t an incoming node gets attached to the i -th node with degree k_i , at a distance ℓ , according to the following probability:

$$\pi_i(t) \sim k_i^\beta(t) \ell^\alpha. \quad (1)$$

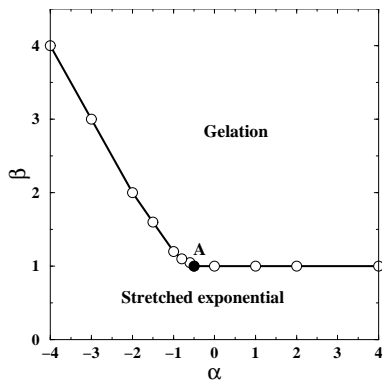


FIG. 1. The phase diagram of the network in the $\alpha - \beta$ plane. Scale-free behaviour is observed only at the boundary. The point A indicates a change in the critical behaviour: to the right of A the critical behaviour is of the BA type while to its left we find a new critical behaviour.

In some earlier studies [9,12–15], spatial dependence in a growing network has been studied where the attachment probability is dependent on the spatial distances between the node. In [9], the clustering coefficients were also calculated. However, the spatial dependence was not incorporated in a way it could be systematically studied. In the present study, the aims are (a) to identify the regions where the network is scale free in the $\alpha - \beta$ plane and (b) to study the behaviour of the clustering coefficient as a function of the parameters α and β and (c) to check whether the diameter of the network and the average shortest distances scale logarithmically with the number of nodes.

In this network, each incoming node gets bonded to m distinct nodes. In order to study clustering properties m should be at least equal to two ($m = 1$ would lead to a tree like structure with no loops and all clustering coefficients are trivially zero here.) Results for some limiting cases of the model defined by (1) are known. The $\alpha = 0$ and $\beta = 1$ case corresponds to the scale-free BA network [3]. Networks with $\alpha = 0$ and arbitrary values of β , considered in [16], showed that scale-free behaviour existed only for $\beta = 1$. For $\beta > 1$, there is a tendency of the incoming nodes to get connected to a single node and this behaviour is termed “gelation”. For $\beta < 1.0$, the behaviour of the degree distribution is stretched exponential. The effect of Euclidean distances were incorporated in a BA kind of network [13,14] by keeping α non-zero and $\beta = 1$ where the network is defined in a d -dimensional Euclidean plane. It was found that the scale free behaviour persists above a certain critical value of α which depends on the spatial dimensionality. Below this value of α , the stretched exponential behaviour of the degree distribution was again observed.

We considered a one-dimensional space with periodic boundary condition where the nodes occupy the position x with $0 < x \leq 1$. Initially we have m_0 nodes connected to each other. First we investigate the scale-free properties of the model by studying the degree distribution $P(k)$. We vary both α and β and observe the behaviour of $P(k)$ to obtain a phase diagram. Results for $m_0 = m = 1$ and $m_0 = m = 3$ showed that the critical behaviour is independent of the value of m as in the BA model. We noted several interesting features:

1. In the $\alpha - \beta$ plane, there exists a phase boundary along which the network is scale-free. Above this boundary it shows a gelation-like behaviour as in [16]. Below this boundary the degree distribution is stretched exponential as was observed in [13], [14] and [16].

2. Scale free behaviour is observed to occur at the critical value $\beta_c = 1$ for all values of $\alpha \geq -0.5$. For lower values of α it occurs at higher values of β . For values of $\alpha < -2.0$ the phase boundary is linear given by the equation $\alpha_c + \beta_c = 0$.

3. Although the scale-free property is observed along the entire phase boundary, there is a difference in the be-

haviour of the degree distribution $P(k)$. While $P(k) \sim k^{-\gamma}$ everywhere, $\gamma \sim 2.7$ for $\alpha < -0.5$ and $\gamma = 3.0$ (as in the BA model) for $\alpha > -0.5$.

The phase diagram is shown in Fig. 1. We would like to emphasise two points from the above observations. First, even though the case $\beta \neq 1$ has been studied earlier [16], the only point at which scale-free behaviour was observed was at $\beta_c = 1$ while here one can get scale-free behaviour even at $\beta_c > 1$ by tuning the distance dependence factor. Secondly, the exponent $\gamma = 2.7 \pm 0.1$ for $\alpha < -0.5$ may not seem to be significantly different numerically from the BA value $\gamma = 3.0$ to claim that it belongs to a different universality class. However, as we will discuss later, the behaviour of the clustering coefficients are also significantly different here, which will support this claim. All the above results were obtained for a network with $N = 20000$ and using 100 different realisations of the network.

We calculated the average shortest path lengths and diameter of the model at the phase boundary and found that these two indeed scale logarithmically with the number of nodes in the network at the phase boundary indicating that the scale-free network also has a small diameter.

The clustering properties of this model are studied in detail in an attempt to compare the results with that of the real networks. In order to study clustering we kept $m = m_0 = 3$. Defining the exponents a and b in the following way

$$\mathcal{C}(N) \propto N^{-a} \quad (2)$$

and

$$\mathcal{C}(k) \propto k^{-b}, \quad (3)$$

we find that a and b depend on the values of α and β . Fig. 2 shows the behaviour of the clustering coefficients $\mathcal{C}(N)$ on the critical curve of the phase diagram as a function of the number of nodes. We find that for $\alpha > -0.5$, the data is consistent with the behaviour $\mathcal{C}(N) \propto N^{-0.75}$. The slope of the curves decrease as we go away from $\alpha = -0.5$ to higher negative values indicating that a increases. This is consistent with the idea that as α is made more negative, the nodes get connected to the nearer ones making the clustering tendency higher. A curious feature of $\mathcal{C}(N)$ is that it actually increases with N for large negative values of α , e.g., at the critical point corresponding to $\alpha = -4.0$, a becomes negative. However, as the maximum value of $\mathcal{C}(N)$ can be unity, we believe that a negative value of a indicated that $\mathcal{C}(N)$ converges to a finite value for $(N) \rightarrow \infty$ for large values of α on the negative side.

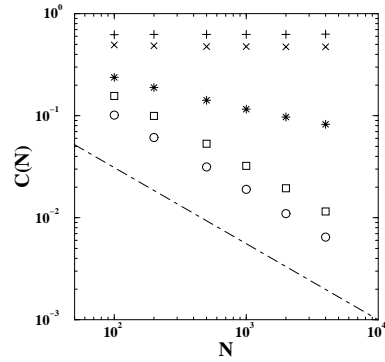


FIG. 2. The clustering coefficients as a function of N , the number of nodes for different values of α on the phase boundary ($\alpha = -3.0, -2.0, -1.0, 0$ and 1.0 from top to bottom). The gradient in the log-log plot gives the value of a .

Although the scaling behaviour of $\mathcal{C}(N)$ remains same for all $\alpha > -0.5$, calculation of $\mathcal{C}(N)$ for a fixed N shows that on increasing α the clustering decreases, a result one can intuitively guess as for large positive α , the nodes get connected to nodes at large distances making the clustering tendency lesser.

Fig. 3 shows the variation of $\mathcal{C}(k)$ against k on the phase boundary. $\mathcal{C}(k)$ is more or less a constant for $\alpha > -0.5$, but for larger negative values of α shows a decrease with k . The behaviour of $\mathcal{C}(k)$ shows a clear power law decay for very large negative values of α . This is a feature found in most real-world networks.

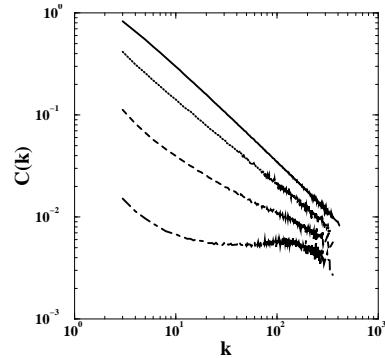


FIG. 3. The clustering coefficients as a function of k , the number of nodes for different values of α on the phase boundary ($\alpha = -3.0, 1, 5, -1.0$ and 0 from top to bottom). The gradient in the log-log plot gives the value of b .

We plot the values of a and b in Fig. 4 at the critical points (α_c, β_c) as a function of α as we are more interested in the role of the spatial distance dependence of the network. For $\alpha = 0$ and $\beta = 1$, we get the known values $a = 0.75$ and $b = 0$. For all values of $\alpha > -0.5$, the values of a and b remain the same on the critical phase boundary ($\beta_c = 1$) and are equal to that of the BA model. For $\alpha < -0.5$, the values of a and b are different at different points of the phase boundary. In fact, the value of a decreases while b increases towards 1 as α

approaches higher negative values.

We have also studied the behaviour of the clustering coefficients in the regions of the phase diagram where it is not scale-free. In the region where there is gelation, $\mathcal{C}(k)$ shows a power law behaviour again. This is expected as most of the nodes get attached to a single node and the clustering coefficient decreases as a result. In the region where stretched exponential behaviour is observed, the clustering coefficient does not show reasonable dependence on k at large values of k .

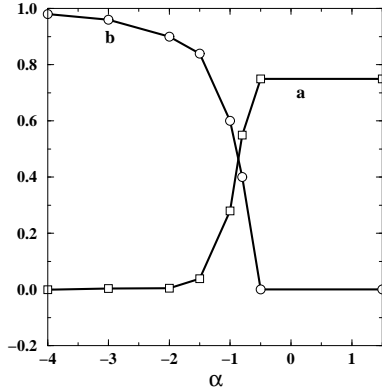


FIG. 4. The values of a and b on the phase boundary ($\alpha = \alpha_c, \beta = \beta_c$) as a function of α .

In the present model, $\mathcal{C}(k) \propto k^{-b}$ with a non-zero value of b for $\alpha < -0.5$ (with $\beta = \beta_c$) for which the network is scale-free and also has a small diameter. The power law behaviour of $\mathcal{C}(k)$ is obtained as a natural consequence of (1) without adding further steps in the growth process as in the other models considered in recent literature. Surprisingly, both the present model and some of the other models considered earlier [4,6,7,10] give scale-free behaviour as well as $\mathcal{C}(k) \propto k^{-b}$ (with $b \neq 0$) although they differ by an important factor - the spatial dependence or geographical organisation. Hence, it is not possible to guess whether there is any such organisation present in the network simply by knowing b . The real networks with geographical organisation in fact show that $b = 0$, a result we can obtain from the present model when the spatial dependence given by α becomes irrelevant and it becomes equivalent to the BA model. Hence we conclude that geographical organisation is not the key factor responsible for the result $b = 0$. And the result $b \neq 0$ can be achieved even after incorporating distance dependent factors.

Our present results are for a one dimensional network. But as observed in [13], when $\alpha \neq 0$ and $\beta = 1$, the two dimensional network gives results which are qualitatively similar to those obtained in one dimension, we believe that in higher dimensions also one would get similar re-

sults.

To summarise, we have studied a growing network in the Euclidean space where the link attachment probability is controlled jointly by two competing factors i.e., the preferential attachment and the magnitude of the link length. These two factors are tuned by the parameters α and β as defined in Eqn. (1). A critical boundary in the $\alpha - \beta$ phase plane separates the network from its “gel” phase to the “stretched exponential” phase. However on the boundary between the two phases the network is scale-free. Numerical simulations on a one dimensional system indicates that on the critical boundary the network crosses over from a BA universality class ($\alpha > -0.5$) to a new universal scale free behaviour ($\alpha < -0.5$). The calculation of the exponents a and b for the clustering coefficients defined in Eqns (2) and (3) show that their values are non-universal in the region $\alpha < -0.5$ on the phase boundary, with an indication that a converges to zero and b converges to unity as α approaches large negative values. Thus the network can be tuned to have different clustering properties on the phase boundary.

E-mail: parongama@vsnl.net, paro@cubmb.ernet.in; manna@bosc.bose.res.in.

Acknowledgements: PS acknowledges support from DST grant SP/S2/M-11/99.

-
- [1] R. Albert and A.-L. Barabási, Rev. Mod. Phys. **74** 47 (2002).
 - [2] D. J. Watts and S. H. Strogatz, Nature **393** 440 (1998); D. J. Watts, *Small Worlds*, Princeton Univ. Press, Princeton (1999).
 - [3] A.-L. Barabási and R. Albert, Science **286** 509 (1999).
 - [4] E. Ravasz and A.-L. Barabási, cond-mat/0206130.
 - [5] A. Vazquez, R. Pastor-Satorras, A. Vespignani, cond-mat/0206084.
 - [6] S. N. Dorogovtsev, A. V. Goltsev and J. F. F. Mendes, Phys. Rev. E **65**, 066122 (2002).
 - [7] K. Klemm and V. M. Eguiluz, Phys. Rev. E **65**, 036123 (2002).
 - [8] P. Holme and B. J. Kim, cond-mat/0110452.
 - [9] J. Jost and M. P. Joy, Phys. Rev. E **66** 036126 (2002).
 - [10] G. Szabo, M. Alava, J. Kertesz, cond-mat/0208551.
 - [11] P. Sen, S. Dasgupta, A. Chatterjee, P. A. Sreeram, G. Mukherjee and S. S. Manna, cond-mat/0208535.
 - [12] S. H. Yook, H. Jeong, A.-L. Barabási and Y. Tu, Phys. Rev. Lett. **86** 5835 (2001).
 - [13] S. S. Manna and P. Sen, Phys. Rev E **66** 066114 (2002).
 - [14] R. Xulvi-Brunet and I. M. Sokolov, cond-mat/0205136.
 - [15] M. Barthelemy, cond-mat/0212086.
 - [16] P. L. Krapivsky and S. Redner, Phys. Rev. E **63**, 066123 (2001).