

# Radiation-Induced Magnetoresistance Oscillations in a 2D Electron Gas

Adam C. Durst, Subir Sachdev, N. Read, and S. M. Girvin

Department of Physics, Yale University, P.O. Box 208120, New Haven, CT 06520-8120

(Dated: October 27, 2019)

Recent measurements of a 2D electron gas subjected to microwave radiation reveal a magnetoresistance with an oscillatory dependence on the ratio of radiation frequency to cyclotron frequency. We perform a diagrammatic calculation and find radiation-induced resistivity oscillations with the correct period and phase. Results are explained via a simple picture of current induced by photo-excited disorder-scattered electrons. The oscillations increase with radiation intensity, easily exceeding the dark resistivity and resulting in negative-resistivity minima. At high intensity, we identify additional features, likely due to multi-photon processes, which have yet to be observed experimentally.

PACS numbers: 73.40.-c, 78.67.-n, 73.43.-f

The electrical transport properties of a 2D electron gas (2DEG) in a perpendicular magnetic field have been studied extensively over the past two decades in connection with the quantum Hall effects. However, recent experiments, in which such systems are subjected to electromagnetic radiation, reveal a surprising new phenomenon. The initial experiments of Zudov *et al.* [1], as well as more detailed subsequent studies conducted by Mani *et al.* [2] and Zudov *et al.* [3], show that a peculiar oscillation of the longitudinal resistance is induced by the presence of microwave radiation in systems at high filling factor. Unlike the familiar Shubnikov-de Haas oscillations which are controlled by the ratio of the chemical potential,  $\mu$ , to the cyclotron frequency,  $\omega_c$ , these radiation-induced oscillations are controlled by the ratio of the radiation frequency,  $\omega$ , to the cyclotron frequency. According to Ref. 2, the minimum resistance values are obtained near  $\omega/\omega_c = \text{integer} + 1/4$ . These results are surprising since naively one would only expect a peak at  $\omega = \omega_c$  due to heating at the cyclotron resonance. Interest in this phenomenon was heightened when, using high mobility samples, both Mani *et al.* [2] and Zudov *et al.* [3] observed that as the radiation intensity is increased, the minimum resistance values approach zero and give rise to new zero-resistance states. In this Letter, we present calculations which reveal the origin of the resistance oscillations, explain their period and phase, hint at the manner in which zero-resistance states may develop, and predict higher-order effects, likely due to multi-photon processes, which set in at high intensity.

It is instructive to begin by exploring a toy model through which a simple picture of the physics of this problem can be established. The electronic states of 2D electrons in a perpendicular magnetic field,  $B$ , are the Landau levels,  $\epsilon_n = n\omega_c$ , where  $\omega_c = eB/m^*c$ , the  $n$  are nonnegative integers, and  $m^*$  is the effective mass of the host semiconductor. (Note that here, and throughout the following, we set  $\hbar = 1$  and drop the constant energy shift of  $\omega_c/2$ .) Each level has a degeneracy per unit area of  $1/2\pi\ell^2$  where  $\ell = \sqrt{c/eB}$  is the magnetic length. In the presence of disorder, the Landau levels

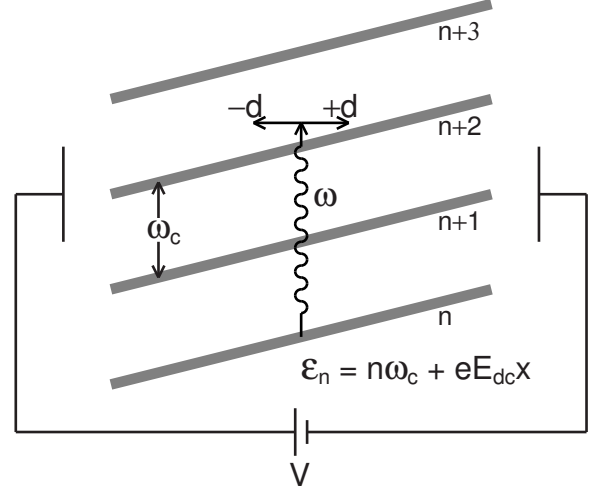


FIG. 1: Simple picture of radiation-induced disorder-assisted current. Landau levels are tilted by the applied dc bias. Electrons absorb photons and are excited by energy  $\omega$ . Photo-excited electrons are scattered by disorder and kicked to the right or to the left by a distance  $\pm d$ . If the density of states to the left exceeds that to the right, current is enhanced. If vice versa, current is diminished.

are broadened, but the density of states is still peaked at the center of each level and reaches its minimum between levels. In correspondence with experiment, we consider states occupied up to high Landau levels. (Filling factor is about 50 for the experiments of Ref. 2.) To measure the conductivity in linear response, a small dc electric field,  $E_{dc}$ , is applied along the  $x$ -direction. This tilts the energy spectrum as depicted in Fig. 1. Now we turn on the microwave radiation and consider the response of electrons initially occupying states at the center of the  $n$ th Landau level. When an electron absorbs a photon, it is excited by an energy  $\omega$ . In the absence of disorder, conductivity is independent of the distribution of electrons over Landau levels (Kohn's theorem [4]) so photo-excited electrons can make no additional contribution to the dc current. However, in the presence of disorder, these elec-

trons can be scattered in any direction by impurities. Let  $R(x)$  be the rate at which photo-excited electrons are scattered by a distance  $x$  along the  $x$ -direction. Due to the voltage-induced tilt of the energy spectrum, the energy of such electrons with respect to the local energy levels is  $n\omega_c + \omega - eE_{dc}x$ . Note that each photo-excited disorder-scattered electron will contribute  $-exR(x)$  to the current. Electrons scattered to the left (negative  $x$ ) will enhance the current while electrons scattered to the right (positive  $x$ ) will diminish it. If we estimate the scattering rate via Fermi's golden rule, we find that  $R(x) = 2\pi|M(x)|^2\mathcal{N}(n\omega_c + \omega - eE_{dc}x)$  where  $M(x)$  is the matrix element to scatter by  $x$  and  $\mathcal{N}(\epsilon)$  is the density of states. Note by symmetry that  $M(-x) = M(x)$  and by the periodicity of Landau levels (at high filling) that  $\mathcal{N}(\epsilon + n\omega_c) = \mathcal{N}(\epsilon)$ . Integrating over  $x$  and making use of the above yields the radiation-induced change in the current density

$$\Delta J_x = \frac{2\pi e}{L} \int_0^{\frac{L}{2}} dx x |M(x)|^2 [\mathcal{N}(\omega + eE_{dc}x) - \mathcal{N}(\omega - eE_{dc}x)] \quad (1)$$

where  $L$  is the system size. In linear response,  $E_{dc}$  is small so the above difference yields a derivative that sits in front of the integral. Dividing by  $E_{dc}$  yields the longitudinal conductivity,  $\sigma_{xx}$ . It is clear from experiment that  $\sigma_{xy}$  is nearly a hundred times larger than  $\sigma_{xx}$  and is not significantly affected by the radiation. Therefore, inverting the conductivity matrix yields  $\rho_{xx} \approx \rho_{xy}^2 \sigma_{xx}$  and we find that the radiation-induced change in the longitudinal resistivity is proportional to the derivative of the density of states evaluated at the radiation frequency. The factor of proportionality depends on the details of the impurity scattering. Since the density of states is peaked at the Landau level centers and minimized between them, it looks roughly like  $\mathcal{N}(\epsilon) = \mathcal{N}_0 + \mathcal{N}_1 \cos(2\pi\epsilon/\omega_c)$ . Hence,

$$\Delta\rho_{xx} \sim \left. \frac{\partial \mathcal{N}}{\partial \epsilon} \right|_{\epsilon=\omega} \sim -\sin(2\pi\omega/\omega_c) \quad (2)$$

which has the period and phase of the oscillations observed in experiment. Thus, radiation-induced resistivity oscillations follow from a simple picture of photo-excited electrons scattered by disorder.

While the above is just a toy model, it indicates that disorder plays a crucial role and may be all that is necessary to obtain the radiation-induced oscillations. This suggests that a diagrammatic (Kubo formula) calculation of the conductivity, including radiation and disorder but neglecting electron-electron interactions, will be sufficient to reproduce the effect. The details of this calculation are presented below.

In the Landau gauge and the rotating-wave approximation (we neglect both counter-rotating and guiding-center

terms in the coupling to radiation), the Hamiltonian is

$$H = \sum_{k,n} n\omega_c c_{nk}^\dagger c_{nk} + V(\mathbf{r}) + \frac{eE\ell}{\sqrt{2}} \sum_{k,n} \sqrt{n} \left( c_{nk}^\dagger c_{n-1,k} e^{-i\omega t} + c_{n-1,k}^\dagger c_{nk} e^{i\omega t} \right) \quad (3)$$

where  $n$  is the Landau level index,  $k$  is the  $y$ -component of momentum,  $c_{nk}$  is the electron annihilation operator,  $V(\mathbf{r})$  is the disorder potential, and  $E$  is the magnitude of the electric field component of the microwave radiation. Following the calculation of Ando [5] for the zero-radiation case, we shall include disorder within the self-consistent Born approximation (SCBA) and assume  $\overline{V(\mathbf{r})V(\mathbf{r}')} = (2\gamma/m^*)\delta(\mathbf{r} - \mathbf{r}')$  where  $\gamma = 1/2\tau$  is the elastic scattering rate in zero magnetic field. This assumption of  $\delta$ -correlated disorder, while somewhat inappropriate for the long-ranged impurity potentials associated with modulation doping, significantly simplifies the problem by eliminating the momentum dependence of the self-energy. Yet, as we shall see, it manages to capture the important physics rather well. To all orders in the disorder and radiation, the Green's functions are given by the diagrams in Fig. 2(a). Since the radiation terms connect neighboring Landau levels, evaluating these diagrams for the retarded or advanced Green's functions,  $G_{nm}^{R,A}(t_1, t_2)$ , yields a matrix equation in Landau level indices  $n$  and  $m$ . (The Green's functions are proportional to an identity matrix in momentum label  $k$ , which is therefore dropped.) Furthermore, the presence of radiation renders this an inherently non-equilibrium problem which requires the non-equilibrium diagrammatic approach of Kadanoff and Baym and Keldysh (see Refs. [6, 7, 8] for details). This complication necessitates a third Green's function, the lesser Green's function,  $G_{nm}^<(t_1, t_2)$ , which is evaluated from the same set of diagrams via a slightly more complex procedure. It is convenient to define

$$\bar{G}_{nm}^{R,A,<}(t, \mathcal{T}) = e^{i\omega t_1} G_{nm}^{R,A,<}(t_1, t_2) e^{-i\omega t_2} \quad (4)$$

where  $t \equiv t_1 - t_2$ ,  $\mathcal{T} \equiv (t_1 + t_2)/2$ , and  $\bar{G}_{nm}^{R,A,<}(z, \mathcal{T})$ , are the Fourier transforms in  $t$ . After some manipulation, we obtain the following system of equations:

$$\sum_p \left[ (z - n(\omega_c - \omega) - \Sigma^{R,A}(z + n\omega) \pm i\delta) \delta_{np} - \frac{eE\ell}{\sqrt{2}} (\sqrt{n} \delta_{n,p+1} + \sqrt{p} \delta_{n+1,p}) \right] \bar{G}_{pm}^{R,A}(z) = \delta_{nm} \quad (5)$$

$$\bar{G}_{nm}^<(z) = \sum_p \bar{G}_{np}^R(z) \left[ n_F(z + p\omega) 2i\delta + \Sigma^<(z + p\omega) \right] \bar{G}_{pm}^A(z) \quad (6)$$

$$\Sigma^{R,A,<}(z) = \frac{\gamma\omega_c}{\pi} \sum_n \bar{G}_{nn}^{R,A,<}(z - n\omega) \quad (7)$$

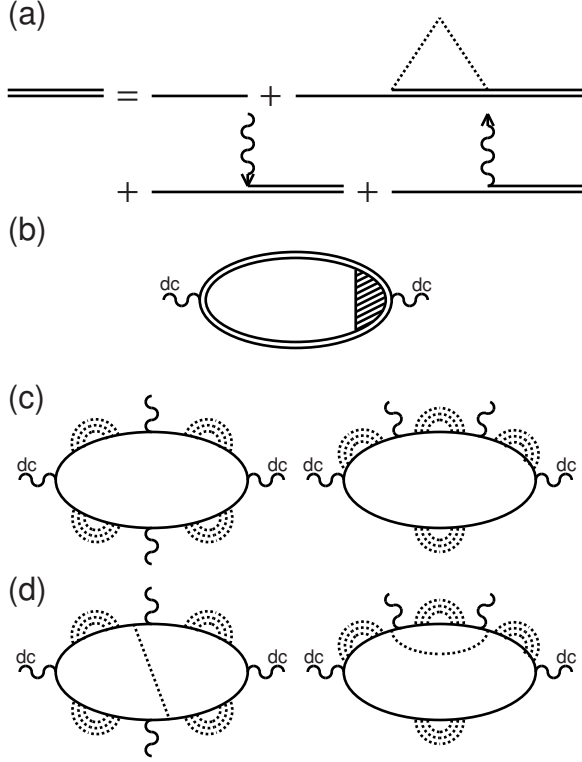


FIG. 2: Diagrams for (a) Green's function and (b) polarization bubble including radiation and disorder within SCBA. Disorder lines are dashed. Photon lines are curvy. Vertex of polarization bubble is dressed with ladders of disorder lines. When the no-photons-crossed-by-disorder-lines conserving approximation is made, diagrams like those in (c) are included while those in (d) are neglected.

where  $\delta \rightarrow 0^+$  and  $n_F(z)$  is the Fermi function at chemical potential  $\mu$ . The Eqs. (5-7) have been displayed for the steady state case, in which all Green's functions are independent of the average time,  $\mathcal{T}$ . The general  $\mathcal{T}$ -dependent situation leads to more complicated expressions which can be obtained as discussed in Ref. 6. Given the Green's functions, the electrical conductivity is obtained via the Kubo formula,  $\sigma_{ij} = -\lim_{\Omega \rightarrow 0} \text{Im} \Pi_{ij}^R(\Omega)/\Omega$ , where  $\Pi_{ij}^R$  is the retarded current-current correlation function, and  $i, j = \{x, y\}$ . Diagrammatically, this means evaluating the polarization bubble in Fig. 2(b) where the vertex is dressed by ladders of impurity lines.

An exact solution is complicated by the self-consistent nature of the above equations. We shall simplify by neglecting vertex corrections to the polarization bubble. To do so within a conserving approximation (one which preserves conservation laws), we must also neglect all diagrams in which impurity lines cross photon insertions (see Fig. 2(c,d)). Note that this is equivalent to replacing the fully self-consistent  $\Sigma$ 's in the above equations with  $\Sigma$ 's calculated in the absence of radiation but still self-consistent in the disorder. Thus, if we define  $\Sigma(z)$

to be the self-energy calculated by Ando [5] for the zero-radiation case, then  $\Sigma^R(z) \rightarrow \Sigma(z)$ ,  $\Sigma^A(z) \rightarrow \Sigma^*(z)$ , and  $\Sigma^<(z) \rightarrow -2in_F(z)\text{Im}\Sigma(z)$ . In this case, a steady state,  $\mathcal{T}$ -independent solution does indeed exist [9], and can be obtained directly from Eqs. (5,6). For sufficient disorder ( $2\pi\gamma > \omega_c$ ) the Ando self-energy is well approximated by the simple oscillatory form

$$\Sigma(z) \approx -i\gamma \left[ 1 + 2e^{-\frac{2\pi\gamma}{\omega_c}} \exp\left(i\frac{2\pi z}{\omega_c}\right) \right] \quad (8)$$

The radiation enters only when the Green's functions are calculated from the  $\Sigma$ 's. In the absence of vertex corrections, it is straightforward to calculate the conductivity from the Green's functions. We find that

$$\begin{aligned} \begin{Bmatrix} \sigma_{xx} \\ \sigma_{xy} \end{Bmatrix} &= -\frac{e^2\omega_c^2}{4\pi^2} \sum_{n,m} \sqrt{(n+1)(m+1)} \int dz \\ &\times \left[ \text{Im}\bar{G}_{n+1,m+1}^<(z) \frac{d}{dz} \begin{Bmatrix} \text{Im} \\ \text{Re} \end{Bmatrix} \bar{G}_{nm}^R(z+\omega) \right. \\ &\left. \pm \text{Im}\bar{G}_{nm}^<(z) \frac{d}{dz} \begin{Bmatrix} \text{Im} \\ \text{Re} \end{Bmatrix} \bar{G}_{n+1,m+1}^R(z-\omega) \right] \quad (9) \end{aligned}$$

and obtain the resistivity by inverting the conductivity matrix.

Within the approximations discussed above, and using parameter values appropriate to the experiments of Mani *et al.* [2], we have calculated  $\rho_{xx}$  numerically to all orders in radiation and disorder. Results are presented in Fig. 3, where we plot  $\rho_{xx}$  versus  $1/\omega_c$  for fixed radiation frequency. We consider three values of radiation intensity (power per unit area in units of  $m^*\omega^3$ ):  $I = 0$  (dark),  $I = 0.134$  (moderate intensity), and  $I = 0.774$  (high intensity). The dark resistivity only exhibits the familiar Shubnikov-de Haas oscillations which have period  $1/\mu$  and decay away as  $\omega_c$  becomes small compared with the temperature. For moderate intensity radiation, we find a pronounced radiation-induced oscillation of the longitudinal resistivity. In agreement with experiment, the period of oscillation is  $1/\omega$  and minima are found near  $\omega/\omega_c = \text{integer} + 1/4$ . Note that the magnitude of the radiation-induced oscillations can easily exceed the dark resistivity, leading to regions of negative total resistivity. This is reasonable for a non-equilibrium system, and a similar effect has been observed experimentally in semiconductor superlattices [11], but it seems that some additional physics is required for these negative-resistivity minima to become the zero-resistance states observed in the present experiments. For high intensity radiation, additional features appear which have yet to be discovered experimentally. These likely correspond to multi-photon processes by which an electron absorbs  $n$  photons and is promoted by  $m$  Landau levels.

Looking at the numbers, we see that the zero-radiation (dark) resistivity,  $\rho_{xx}^0$ , is about 50 times larger than the value measured in experiment. This makes sense be-

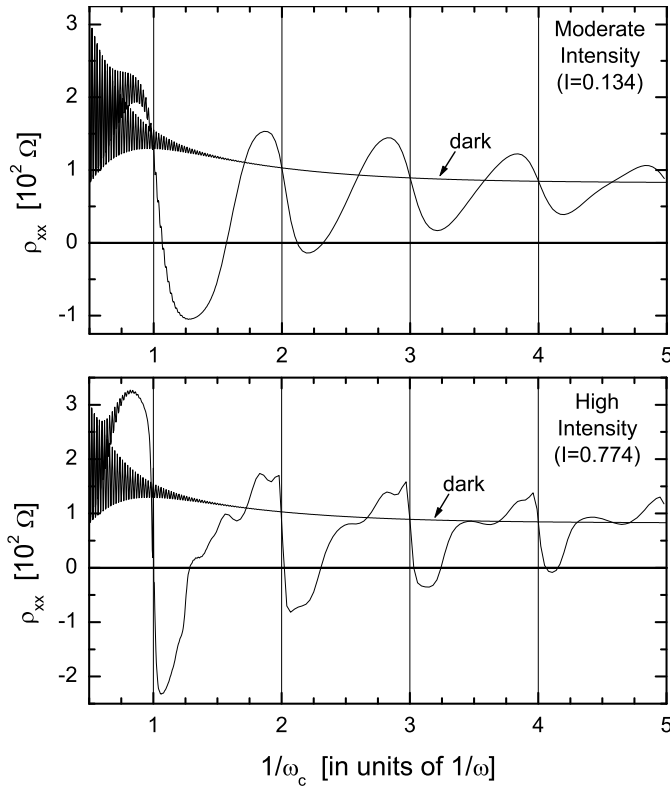


FIG. 3: Calculated longitudinal resistivity. We plot  $\rho_{xx}$  vs  $1/\omega_c$  at fixed  $\omega$  for  $\mu = 50\omega$ ,  $k_B T = \omega/4$ ,  $\gamma = 0.08\omega$ , and three values of radiation intensity (in units of  $m^*\omega^3$ ):  $I = 0$  (dark),  $I = 0.134$ , and  $I = 0.774$  (see [10]). For computational purposes, the energy spectrum is cutoff at 20 Landau levels above and below the chemical potential. The high-frequency oscillations seen at small  $1/\omega_c$  are the familiar Shubnikov-de Haas oscillations with period  $1/\mu$ . For moderate intensity (upper panel), the presence of radiation induces oscillations with period  $1/\omega$  and minima near  $\omega/\omega_c = \text{integer} + 1/4$ . At higher intensity (lower panel), oscillation magnitude increases and additional features emerge which likely correspond to multi-photon effects.

cause we have assumed  $\delta$ -correlated (short-ranged) disorder and thereby restricted ourselves to a single disorder parameter, the single particle relaxation rate,  $\gamma = 1/2\tau$ . But the longitudinal resistivity should be proportional to the transport scattering rate,  $\gamma_{tr} = 1/2\tau_{tr}$ , which discounts the importance of small-angle scattering and therefore can be much smaller than  $\gamma$  if the disorder potential is long-ranged. For the sample in question,  $\gamma/\gamma_{tr} \approx 50$ , which explains our numerical discrepancy. Of course, this is not an issue for the dark Hall resistivity,  $\rho_{xy}^0$ , since its magnitude is independent of disorder. Thus, the calculated value of  $\rho_{xy}^0$  is correct, but effectively too small compared to  $\rho_{xx}^0$ . When we calculate the radiation-induced change in the Hall resistivity,  $\Delta\rho_{xy}$ , we find that it is also oscillatory and of comparable magnitude to  $\Delta\rho_{xx}$ . Since  $\rho_{xy}^0$  is effectively too small, we find a total Hall resistivity that exhibits noticeable radiation-

induced oscillations. However, correcting for the missing factor of 50, it is clear that, for the chosen parameters, the effect on  $\rho_{xy}$  is negligible, which is what was observed experimentally.

In conclusion, we understand the radiation-induced magnetoresistance oscillations recently observed in the 2D electron gas to be a consequence of photo-excited electrons scattering from disorder, a process which yields a photocurrent proportional to the derivative of the density of states at the radiation frequency. With this picture in mind, we have performed a diagrammatic calculation of the conductivity of a 2DEG at high Landau level filling in the presence of microwave radiation and disorder. Our calculation, which assumes  $\delta$ -function correlated disorder and neglects vertex corrections within a conserving approximation, yields a radiation-induced oscillation of  $\rho_{xx}$  that has the correct period and phase. We find that for radiation of sufficient magnitude, the amplitude of the oscillation can be made large enough that the total resistivity is negative in the vicinity of the minima. This effect is reminiscent of the experimentally observed zero-resistance states but indicates that additional physics, perhaps localization or electron-electron interactions, is required to understand this aspect of the observed phenomenon. Finally, we note that our calculations at high radiation intensity reveal additional features in the longitudinal resistivity beyond the simple oscillations that have been measured to date. The observation of these higher order effects, likely due to multi-photon events, should be a goal for future experiments.

We are grateful to K. Lehnert who brought to our attention the experiments of Ref. 11, which helped inspire the physical picture discussed in this Letter. We are also grateful to R. Willett for raising the possibility of negative resistance in these systems. We thank R. G. Mani, R. Shankar, and R. Willett for helpful discussions. This work was supported by NSF Grants DMR-0103639 (A.C.D.), DMR-0098226 (S.S. and A.C.D.), and DMR-0196503 (S.M.G. and A.C.D.).

- 
- [1] M. A. Zudov *et al.*, Phys. Rev. B **64**, 201311 (2001)
  - [2] R. G. Mani *et al.*, Nature **420**, 646 (2002)
  - [3] M. A. Zudov *et al.*, cond-mat/0210034
  - [4] W. Kohn, Phys. Rev. **123**, 1242 (1961)
  - [5] T. Ando, J. Phys. Soc. Japan **37**, 1233 (1974)
  - [6] H. Haug and A. P. Jauho, *Quantum Kinetics in Transport and Optics of Semiconductors* (Springer, Berlin, 1996)
  - [7] L. P. Kadanoff and G. Baym, *Quantum Statistical Mechanics* (Benjamin/Cummings, Massachusetts, 1962)
  - [8] J. Rammer and H. Smith, Rev. Mod. Phys. **58**, 323 (1986)
  - [9] The  $\mathcal{T}$ -dependent versions of Eqs. (5-7) without this approximation may imply that the system continues to absorb energy from the radiation without reaching steady

state. Our approximation mimics the effect of additional loss mechanisms (e.g. spontaneous emission of photons or phonons) by which a steady state would be reached.

- [10] For these parameter values, at small values of  $1/\omega_c$  and for certain values of  $z$ , the approximation in Eq. (8) fails in that  $\text{Im}\Sigma(z) > 0$ . However, these values of  $z$  make a negligibly small contribution to the conductivity. We

verified this by setting  $\text{Im}\Sigma(z) = 0$  in the offending region (which yields a reasonable approximation to Ando's self energy [5]) and found that changes in the conductivity were smaller than 4%.

- [11] B. J. Keay *et al.*, Phys. Rev. Lett. **75**, 4102 (1995)