

Molecular Motor of Double-Walled Carbon Nanotube Driven by Temperature Variation

Zhan-chun Tu^{1,*} and Zhong-can Ou-Yang^{1,2}

¹*Institute of Theoretical Physics, The Chinese Academy of Sciences,
P.O.Box 2735 Beijing 100080, China*

²*Center for Advanced Study, Tsinghua University, Beijing 100084, China*

Abstract

An elegant formula for coordinates of carbon atoms in a unit cell of a single-walled nanotube (SWNT) is presented and a new molecular motor of double-walled carbon nanotube whose inner tube is an infinitely long (10,10) SWNT and outer tube a finite long (26,0) SWNT is constructed. The interaction between inner and outer tubes is analytically derived out by summing the Lennard-Jones potentials between atoms in inner and outer tubes. It is proved that the molecular motor in a thermal bath exhibits a directional motion with the temperature variation of the bath.

PACS numbers: 05.40.-a, 61.46.+w, 85.35.Kt

It is known that a pollen in water exhibits Brownian motion. The forces on the pollen stem from two components [1]: A fluctuating force that averages to zero over time, and a viscous force that slows the motion of pollen. These two forces are related by temperature so the fluctuation is often called thermal noise. The second law of thermodynamics suggests biased Brownian motion requires two conditions [2]: Breaking of thermal equilibrium and of spatial inversion symmetry. In order to illustrate the second law can not be violate, Feynman devised an imaginary ratchet system with a pawl in his famous lecture [3].

To explain the matter transport in biological system, the concept of molecular motor is introduced [4, 5]. From the statistical viewpoint, many models [2] of molecular motor was put forward, such as on-off ratchets [6, 7], fluctuating potential ratchets [1, 8], fluctuating force ratchets [9, 10], temperature ratchets [11, 12, 13] and so on. All above models satisfy the two conditions required by the second law.

With the development of nanotechnology, especially the discovery of carbon nanotubes [14], people are putting their dream of manufacturing nanodevice [15] into practice. Here a natural question arises: Can we construct molecular motors from carbon nanotubes? In this Letter, we will prove that it is possible to construct a molecular motor from a double-walled carbon nanotube (DWNT). The molecular motor in a thermal bath exhibits a directional motion with the temperature variation of the bath.

A DWNT consists of two single-walled carbon nanotubes (SWNT's) with the common axis whose layer distance is about 3.4 Å. A SWNT without two end caps can be constructed by wrapping up a single sheet of graphite such that two equivalent sites of hexagonal lattice coincide [16]. To describe the SWNT, some characteristic vectors require introducing. As shown in Fig.1, the chiral vector \mathbf{C}_h , which defines the relative location of two sites, is specified by a pair of integers (n_1, n_2) which is called the index of the SWNT and relates \mathbf{C}_h to two unit vectors \mathbf{a}_1 and \mathbf{a}_2 of graphite ($\mathbf{C}_h = n_1\mathbf{a}_1 + n_2\mathbf{a}_2$). The translational vector \mathbf{T} corresponds to the first lattice point of 2D graphitic sheet through which the line normal to the chiral vector \mathbf{C}_h passes. The unit cell of the SWNT is the rectangle defined by vectors \mathbf{C}_h and \mathbf{T} , while vectors \mathbf{a}_1 and \mathbf{a}_2 define the area of the unit cell of 2D graphite. The number N of hexagons per unit cell of SWNT is obtained as a function of n_1 and n_2 as $N = 2(n_1^2 + n_2^2 + n_1n_2)/d_R$, where d_R is the greatest common divisor of $(2n_2 + n_1)$ and $(2n_1 + n_2)$. There are $2N$ carbon atoms in each unit cell of SWNT because every hexagon contains two atoms. To denote the $2N$ atoms, we use a symmetry vector \mathbf{R} to generate

coordinates of carbon atoms in the nanotube and is defined as the site vector having the smallest component in the direction of \mathbf{C}_h . From a geometric standpoint, vector \mathbf{R} consists of a rotation around the nanotube axis by an angle $\Psi = 2\pi/N$ combined with a translation τ in the direction of \mathbf{T} ; therefore, \mathbf{R} can be denoted by $\mathbf{R} = (\Psi|\tau)$. Using the symmetry vector \mathbf{R} , we can divide the $2N$ carbon atoms in the unit cell of SWNT into two classes: one includes N atoms whose site vectors satisfy [17]

$$\mathbf{A}_l = l\mathbf{R} - [l\mathbf{R} \cdot \mathbf{T}/\mathbf{T}^2]\mathbf{T} \quad (l = 0, 1, 2, \dots, N-1), \quad (1)$$

another includes the remainder N atoms whose site vectors satisfy

$$\begin{aligned} \mathbf{B}_l = l\mathbf{R} + \mathbf{B}_0 - & \left[\frac{(l\mathbf{R} + \mathbf{B}_0) \cdot \mathbf{T}}{\mathbf{T}^2} \right] \mathbf{T} \\ & - \left[\frac{(l\mathbf{R} + \mathbf{B}_0) \cdot \mathbf{C}_h}{\mathbf{C}_h^2} \right] \mathbf{C}_h \quad (l = 0, 1, 2, \dots, N-1), \end{aligned} \quad (2)$$

where \mathbf{B}_0 represents one of the nearest neighbor atoms to \mathbf{A}_0 . In and only in above two equations, $[\dots]$ denotes the Gaussian function, e.g., $[5.3] = 5$.

We construct the molecular motor of double-walled carbon nanotube as shown in Fig.2. The inner tube's index is (10, 10) and its length is so long that it can be regarded as infinite. The outer tube is set to be (26, 0) tube with just a unit cell [18]. Obviously they are both achiral nanotubes and their layer distance is 3.4 Å. If we forbid the motion of outer tube in the direction of nanotube axis, We will prove that this system in a thermal bath exhibits a directional rotation with the temperature variation of the bath. Thus it is called a thermal ratchet.

Above all, we select an orthogonal coordinate system shown in Fig.1 whose z -axis is the tube axis and x -axis passes through A_0 carbon atom of the inner tube. We fix the inner tube and forbid the z -directional motion of outer tube, that is, A_0 carbon atom of outer tube is always in xy -plane. We denote the angle that outer tube rotates around inner tube by θ .

If we take the interaction between atoms in outer tube and inner tube as the Lennard-Jones potential $u(r_{ij}) = 4\epsilon[(\sigma/r_{ij})^{12} - (\sigma/r_{ij})^6]$, where r_{ij} is the distance between atom i in inner tube and atom j in outer tube, $\epsilon = 28\text{K}$, and $\sigma = 3.4\text{\AA}$ [19], we can calculate the potential $V(\theta)$ [17] when the outer tube rotates around inner tube with angle θ and plot it in Fig.3, from which we find that $V(\theta + \pi/5) = V(\theta)$ and $V(\theta)$ violates the spatial inversion symmetry, then the second condition to make motor molecular is satisfied.

The easiest way to satisfy the first condition is to put our system into a thermal bath full of He gas whose temperature varies with time. We will show that the outer tube will exhibit a directional rotation.

We can write the Langevin equation [20] for outer tube $m\rho^2\ddot{\theta} = -V'(\theta) - \eta\dot{\theta} + \xi(t)$, where m and ρ are respectively the mass and radius of outer tube, η is the rotating viscous coefficient [21], and dot and prime indicate differentiations with respect to time t and angle θ . $\xi(t)$ is thermal noise which satisfies $\langle \xi(t) \rangle = 0$ and fluctuation-dissipation relation $\langle \xi(t)\xi(s) \rangle = 2\eta T(t)\delta(t-s)$ [22], where $T(t)$ is temperature and Boltzmann factor is set to 1. Let us consider the overdamped case: the inertial term $m\rho^2\ddot{\theta}$ is much less than thermal fluctuations and can be neglected. Thus we arrive at $\eta\dot{\theta} = -V'(\theta) + \xi(t)$ and the corresponding Fokker-Planck equation [2, 23]:

$$\frac{\partial P(\theta, t)}{\partial t} = \frac{\partial}{\partial \theta} \left[\frac{V'(\theta)P(\theta, t)}{\eta} \right] + \frac{T(t)}{\eta} \frac{\partial^2 P(\theta, t)}{\partial \theta^2}, \quad (3)$$

where $P(\theta, t)$ represents the probability of finding outer tube in angle θ at time t which satisfies $P(\theta + \pi/5, t) = P(\theta, t)$. If temperature varying period is \mathcal{T} , we arrive at the average angular velocity in the long-time limit [2]

$$\langle \dot{\theta} \rangle = \lim_{t \rightarrow \infty} \frac{1}{\mathcal{T}} \int_t^{t+\mathcal{T}} dt \int_0^{\pi/5} d\theta \left[-\frac{V'(\theta)P(\theta, t)}{\eta} \right]. \quad (4)$$

If setting $T(t) = \bar{T}[1 + A \sin(2\pi t/\mathcal{T}) + A \cos(6\pi t/\mathcal{T})]$ where $\bar{T} = 50$ K and $|A| \ll 1$. Let $D = \eta/\bar{T}$, $t = D\tau$, $U(\theta) = V(\theta)/\bar{T}$, $\mathcal{T} = D\mathcal{J}$ and $\tilde{P}(\theta, \tau) = P(\theta, D\tau)$, We arrive at the dimensionless equations of Eqs.(3) and (4)

$$\frac{\partial \tilde{P}}{\partial \tau} = \frac{\partial}{\partial \theta} [U'(\theta)\tilde{P}] + (1 + A \sin \frac{2\pi\tau}{\mathcal{J}} + A \cos \frac{6\pi\tau}{\mathcal{J}}) \frac{\partial^2 \tilde{P}}{\partial \theta^2}, \quad (5)$$

$$\langle \frac{d\theta}{d\tau} \rangle = \lim_{\tau \rightarrow \infty} \frac{1}{\mathcal{J}} \int_{\tau}^{\tau+\mathcal{J}} d\tau \int_0^{\pi/5} d\theta \left[-U'(\theta)\tilde{P} \right]. \quad (6)$$

Let $A = 0.03$, we can numerically solve Eq.(5) and calculate Eq.(6) with different \mathcal{J} . The solid line in Fig.4 shows the average dimensionless angular velocity $\langle \frac{d\theta}{d\tau} \rangle$ varying with the dimensionless period \mathcal{J} of temperature variation, from which we find that $\langle \frac{d\theta}{d\tau} \rangle \simeq 0$ for small and large \mathcal{J} , and that $\langle \frac{d\theta}{d\tau} \rangle \neq 0$ for middle \mathcal{J} , which implies the outer tube has a directional rotation. Thus we have constructed a temperature ratchet. For He gas at temperature $\bar{T} = 50$ K, we can calculate $\eta = 1565$ Kns from its value at 273 K [21, 24] and $D = 31.3$ ns. Otherwise, we obtain $\langle \frac{d\theta}{d\tau} \rangle = -2.73$ nrad when $\mathcal{J} = 0.1$ from above calculation, i.e.

$\langle \dot{\theta} \rangle = \frac{1}{D} \langle \frac{d\theta}{d\tau} \rangle = -0.087 \text{ nrad/ns}$ (about $5^\circ/\text{s}$) when $\mathcal{T} = 3.13 \text{ ns}$. Here the minus sign of average angular velocity means the out tube rotates around z -axis with left-hand direction.

In above discussion, we have theoretically constructed a temperature ratchet using DWNT's, but some practical difficulties are remained: How to synthesize the proper DWNT? How to forbid the axial translation of outer tube? If these obstacles are ruled out, molecular motor DWNT must be reality.

* Email address: tzc@itp.ac.cn

- [1] R. D. Astumian, *Science* **276**, 917 (1997).
- [2] P. Reimann, *Phys. Rep.* **361**, 57 (2002).
- [3] R. P. Feynman, R. B. Leighton, and M. Sands, *The Feynman Lectures on Physics* (Addison-Wesley, Reading, MA, 1966), vol, 1, chap. 46.
- [4] T. Yanagida, T. Arata, and F. Oosawa, *Nature (London)* **316** 366 (1985).
- [5] T. Kreis and R. Vale, *Cytoskeletal and Motor Proteins*, (Oxford University Press, New York, 1993); B. Alberts, D. Bray, J. Lewis, M. Raff, K. Roberts, and J. D. Watson, *The Molecular Biology of the Cell* (Garland, New York, 1994).
- [6] A. L. R. Bug and B. J. Berne, *Phys. Rev. Lett.* **59**, 948 (1987).
- [7] A. Ajdari and J. Prost, *C. R. Acad. Sci. Paris II* **315**, 1635 (1992); J. Prost, J. F. Chauwin, L. Peliti, and A. Ajdari, *Phys. Rev. Lett.* **72**, 2652 (1994); J. F. Chauwin, A. Ajdari, and J. Prost, *Europhys. Lett.* **27**, 421 (1994); F. Jülicher, A. Ajdari, and J. Prost, *Rev. Mod. Phys.* **69**, 1269 (1997).
- [8] R. D. Astumian and M. Bier, *Phys. Rev. Lett.* **72**, 1766 (1994).
- [9] M. O. Magnasco, *Phys. Rev. Lett.* **71**, 1477 (1993); **72**, 2656 (1994).
- [10] R. Bartussek, P. Hänggi, and J. G. Kissner, *Europhys. Lett.* **28**, 459 (1994); J. Luczka, R. Bartussek, and P. Hänggi, *ibid* **31**, 431 (1995).
- [11] P. Reimann, R. Bartussek, R. Häussler, and P. Hänggi, *Phys. Lett. A* **215**, 26 (1996).
- [12] Y. X. Li, *Physica. A* **238**, 245 (1997).
- [13] Y. D. Bao, *Physica. A* **273**, 286 (1999); *Commun. Theor. Phys.* **34**, 441 (2000).
- [14] S. Iijima, *Nature (London)* **354**, 56 (1991).
- [15] R. P. Feynman, *J. Microelectromechanical Systems* **1**, 60 (1992); K. E. Drexler, *Nanosystems:*

- Molecular Machinery, Manufacturing and Computation* (Wiley, New York, 1992).
- [16] R. Saito, M. S. Dresselhaus, and G. Dresselhaus, *Physical Properties of Carbon Nanotubes* (Imperial College Press, 1998).
 - [17] Z. C. Tu and Z. C. Ou-Yang, cond-mat/0211658.
 - [18] If we consider several unit cells, the final results of this paper is invariant.
 - [19] J. O. Hirschfelder, C. F. Curtiss, and R. B. Bird, *Molecular Theory of Gases and Liquids* (John Wiley & Sons, Inc., New York, 1954).
 - [20] P. Langevin, *comptes Rendues* **146**, 530 (1908).
 - [21] The rotating viscous coefficient η is not the viscous coefficient of gas η_c in the common sense. Here their relationship is $\eta = 2\pi\rho^2T\eta_c$. Generally speaking, η depends on the temperature \mathcal{T} , and here temperature varies with time. Therefore η depends on time. But if the range of temperature variation is small, we can still regard η as a constant.
 - [22] H. Nyquist, *Phs. Rev.* **32**, 97 (1928); H. B. Callen and T. A. Welton, *Phs. Rev.* **83**, 34 (1951).
 - [23] L. E. Reichl, *A Modern Course in Statistical Physics* (John Wiley & Sons, Inc., New York, 1998); H. Risken, *The Fokker-Planck Equation* (Springer, Berlin, 1984); C. W. Gardiner, *Handbook of Stochastic Methods*, (Springer, Berlin, 1985).
 - [24] C. Nordling and J. Österman, *Physics Handbook*, (Studentlitteratur, Lund, 1980); R. C. Reid, J. M. Prausnitz, and B. E. Poling, *The Properties of Gased and Liquids*, 4th ed, (McGraw-Hill, New York, 1987).

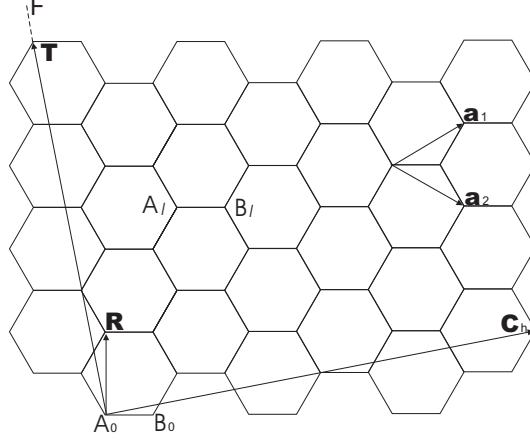


FIG. 1: The unrolled honeycomb lattice of a SWNT. By rolling up the sheet such that the point A_0 coincides with the point corresponding to chiral vector \mathbf{C}_h , a nanotube is formed. Vectors \mathbf{a}_1 and \mathbf{a}_2 are real space unit vectors of the hexagonal lattice. The translational vector \mathbf{T} is perpendicular to \mathbf{C}_h and runs in the direction of tube axis. The vector \mathbf{R} is the symmetry vector. A_0, B_0 and $A_l, B_l (l = 1, 2, \dots, N)$ are used to denote the sites of carbon atoms.

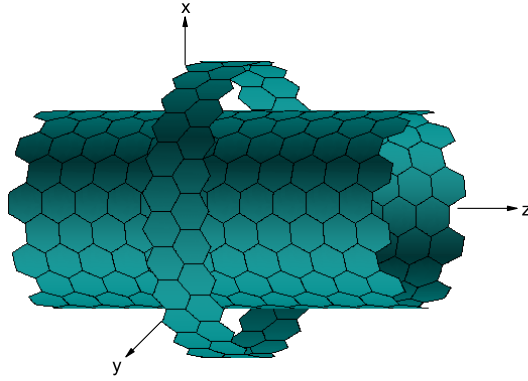


FIG. 2: A double-walled carbon nanotube with inner tube's index being $(10, 10)$ and outer tube's index being $(26, 0)$. z -axis is the tube axis, x -axis perpendicular to z passes through A_0 carbon atom (see Fig.1) of the inner tube and y -axis is perpendicular to xz -plane. There is no obviously relative motion along radial direction between inner and outer tubes at low temperature. If we forbid the motion of outer tube in the direction of z -axis, only the rotation of outer tube around inner tube is permitted.

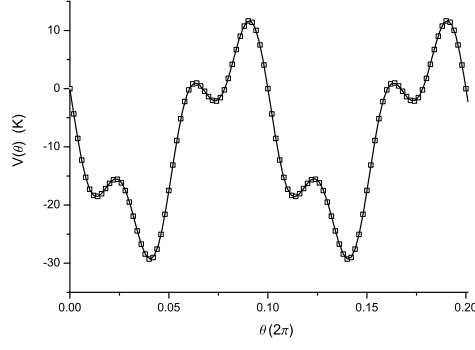


FIG. 3: The potentials $V(\theta)$ between outer and inner tubes with outer tube rotating around inner tube. θ is the rotating angle. Here we have selected proper zero of potential such that $V(0) = 0$. The squares are the numerical results which can be well fitted by $V(\theta) = -8.8 + 7.7 \cos 10\theta + \cos 30\theta - 13.7 \sin 10\theta - 6.8 \sin 30\theta$ (solid curve, unit: K).

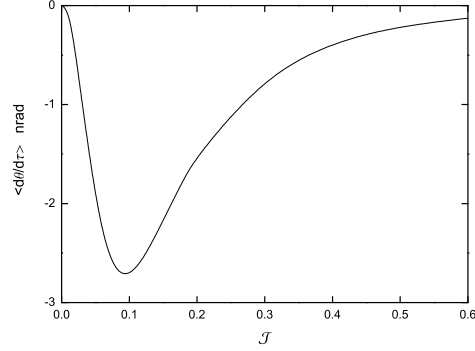


FIG. 4: The average dimensionless angular velocity $\langle d\theta/d\tau \rangle$ of outer tube rotating around inner tube in thermal bath varying with the dimensionless period \mathcal{J} of temperature variation. The minus sign means the rotation around z -axis with the left-hand direction.