

Metal-to-semiconductor transition in squashed arm chair carbon nanotubes

Jun-Qiang Lu,^{1,2} Jian Wu,¹ Wenhui Duan,² Feng Liu,³ Bang-Fen Zhu,¹ and Bing-Lin Gu^{1,2}¹Center for Advanced Study, Tsinghua University, Beijing 100084, P. R. China²Department of Physics, Tsinghua University, Beijing 100084, P. R. China³Department of Materials Science and Engineering, University of Utah, Salt Lake City, Utah 84112
(Dated: February 7, 2020)

We investigate electronic transport properties of the squashed arm chair carbon nanotubes, using tight-binding molecular dynamics and Green's function method. We demonstrate a metal-to-semiconductor transition while squashing the nanotubes and a general mechanism for such transition. It is the distinction of the two sublattices in the nanotube that opens an energy gap near the Fermi energy. We show that the transition has to be achieved by a combined effect of breaking of mirror symmetry and interaction between the flattened faces in the squashed nanotubes.

PACS numbers: 72.80.Rj, 73.23.-b, 73.22.-f, 85.35.Kt

The discovery of carbon nanotubes[1] has stimulated intensive research interests, partly because of their unique electronic properties and their potential application in nanodevices. In particular, much effort has been made to manipulate the low-energy electronic properties of carbon nanotubes, as it is the requisite step for using nanotubes to realize a functional device.

A single-walled nanotube (SWNT) can be either semiconducting or metallic depending sensitively on its diameter and helicity.[2] Specifically, a tube is metallic if the Fermi k -point of the corresponding graphene sheet, from which the tube is wrapped, remains to be an allowed k -point by the periodic boundary condition for the tube; otherwise, it is semiconducting. Consequently, most previous studies have focused on a popular idea of modifying the electronic properties of SWNTs by structural perturbation, in an attempt to shift the Fermi k -point away from an allowed state, resulting in a metal-to-semiconductor transition (MST).

Various experimental methods, such as twisting[3], introducing topological defects[4], and stretching[5], have been used to manipulate the electronic and transport properties of nanotubes. Theoretical studies[6, 7, 8] have also been performed to help exploring the correlation between the structural perturbation and the change of electronic properties. However, in general, the experiments are done in a guess-work manner, because it is a priori unknown how a given structural perturbation would change the electronic properties. One major difficulty is that the structural perturbation occurs for atoms in real-space, but the change of electronic properties has to be revealed by distribution of k -points of electronic bands in reciprocal-space.

In this Letter, we demonstrate a new method of manipulating electronic properties of SWNTs by examining directly the atomic structural perturbation in real space without the need of analyzing the distribution of k -points in reciprocal space. We show that when a structural perturbation makes the two original equivalent sublattices in the tube distinguishable, it will open an energy gap for a metallic arm chair SWNT, leading to a MST. This can be achieved, for example, by simply squashing the

nanotubes. Furthermore, we show that the physical distinction of the two sublattices must be achieved by a combined effect of mirror symmetry breaking (MSB) and interaction between the flattened faces of the squashed tubes, while neither the MSB nor the interaction alone would result in the MST.

We demonstrate the basic principles of our method by squashing an arm chair (8,8) SWNT, as shown in Fig. 1. The simulations, for both structural optimization and calculation of electronic transport property, are performed using four-orbital tight-binding (TB) method. To squash the tube, two identical tips with a width of

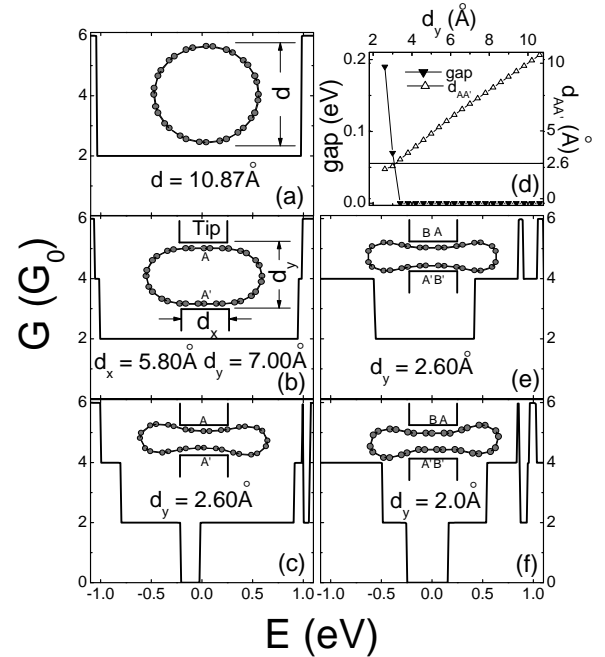


FIG. 1: (a)-(c), (e), (f) Conductances of various nanotube structures, which are shown as the insets. E is the energy of injected electrons, and the Fermi energy of ideal arm chair (8,8) nanotube is taken as zero. (d) The conductance gap and $d_{AA'}$ as a function of the tip distance d_y .

$d_x = 5.80 \text{ \AA}$ are used to press the tube symmetrically about its center in the y direction, as shown in Fig. 1b. The tips are assumed to be super stiff with a hard-wall interaction with the tube. At each tip position, the atomic structure, i.e., the shape of the tube is optimized with a TB molecular dynamics [9] code. Most noticeably, as the two tips move towards each other, the tube cross section changes from a circle to an ellipse (Fig. 1b), and then to a dumbbell (Fig. 1c). As long as the distance between the two tips is not too short ($> 1.8 \text{ \AA}$), the tube is found to maintain its structural integrity, and the whole process is reversible. Further pressing the tips to shorter distances ($< 1.8 \text{ \AA}$) would permanently damage the tube.

Using the optimized structure at all tip positions, we employ the TB Green's function method [10, 11, 12] to study the electronic transport properties of the squashed tubes, which are modeled as a typical left-lead{conductor}{right-lead} system. Within the framework of Landauer approach, the conductance is expressed as $G = G_0 \text{Tr}(\mathcal{L} G_C \mathcal{R} G_C^\dagger)$, [13, 14] where $G_0 (= 2e^2/h)$ is the unit quanta of conductance, G_C is the Green's function of the conductor, and \mathcal{L} and \mathcal{R} are the spectral density describing the coupling between the leads and the conductor through the imaginary component of self-energy.

The typical conductance curve of a perfect arm chair (8,8) SWNT is shown in Fig. 1a. It represents a metallic behavior, which is well-known for arm chair SWNTs. The conductance near the Fermi energy is $2G_0$, indicating that there are two conducting channels. For the squashed tube, we consider two different cases: one breaking the mirror symmetry (MS) about the y -axis (Figs. 1b and 1c) and the other preserving the MS (Fig. 1e).

When the tube is squashed without MS, its conductance remains at $2G_0$ near the Fermi energy with an elliptical shape (Fig. 1b), but drops sharply to zero with a dumbbell shape (Fig. 1c). Thus, a MST can be achieved by squashing the tube, but only after the tube is squashed to a dumbbell shape. The physical difference is that the two flattened faces of an elliptical tube remain separate without interaction; while they become close enough in a dumbbell tube to interact with each other (see discussion below). It has been suggested that the MSB may lead to opening an energy gap in a metallic arm chair SWNT [6]. However, Fig. 1b clearly shows that the MSB by itself can not open up an energy gap and its only effect is to cause a slight variation in the conductance step. A gap may only be opened after the two flattened faces of the squashed tube, without MS, interact with each other.

To quantify the degree of squashing in terms of interaction between the two flattened faces, we monitor the distance between the two closest atoms, $d_{AA'}$, A in the upper face and A' in the lower face, as shown in Fig. 1b. In Fig. 1d, we plot the conductance gap near the Fermi energy and the interaction distance $d_{AA'}$, as a function of the tip separation d_y . Clearly, the conductance gap appears when $d_{AA'} < 2.6 \text{ \AA}$. Because a cutoff length of 2.6 \AA for the C-C bond is used [10] in the TB calculation,

it indicates that the gap is only opened after the atom A starts to interact with the atom A' . This is further confirmed by plotting of charge density, as shown in Fig. 2. It can be vividly seen that the charge density overlaps between the two flattened faces in the dumbbell tube (Fig. 2b), reflecting the "new" bonding and interaction between the atoms A and A' . In contrast, no density overlap, and hence interaction in the elliptical tube (Fig. 2a).

The above results of the squashed tubes without MS demonstrate that the interaction between the flattened faces plays an important role in driving the MST. However, it remains unknown whether such interaction alone is sufficient to induce the MST, i.e., whether the MSB also plays a role, as suggested before. [6, 15] To test this, we take a look at the squashed tubes preserving the MS, as shown in Fig. 1e. Interestingly, the conductance remains at $2G_0$ near the Fermi energy, even when the distance between the two flattened faces is less than 2.6 \AA . This indicates that the MST can not be induced by the interaction, if the MS is preserved. (The interaction between the two flattened faces is also reflected by the distribution of charge densities in Fig. 2c.) Thus, we can conclude that the MST can be driven by neither the MSB nor the interaction alone; it has to be driven by the combined effect of the two.

Next, we show that the combined effect of the MSB and the interaction between the flattened faces in a squashed arm chair SWNT is to make the two original equivalent sublattices in the tube distinguishable, and such distinction can then be used as a unique condition for driving the MST. It is well-known that the graphene sheet and hence the nanotube have two equivalent sublattices, which we may label as A and B sublattices. The oper-

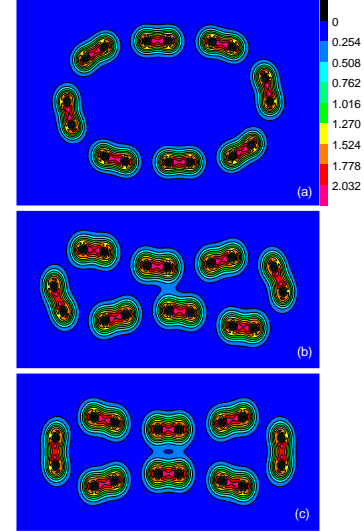


FIG. 2: (color) Contour plots of the charge density (unit: $e/\text{\AA}^3$) in the cross section of the nanotube structures in Figs. 1b, 1c, and 1e.

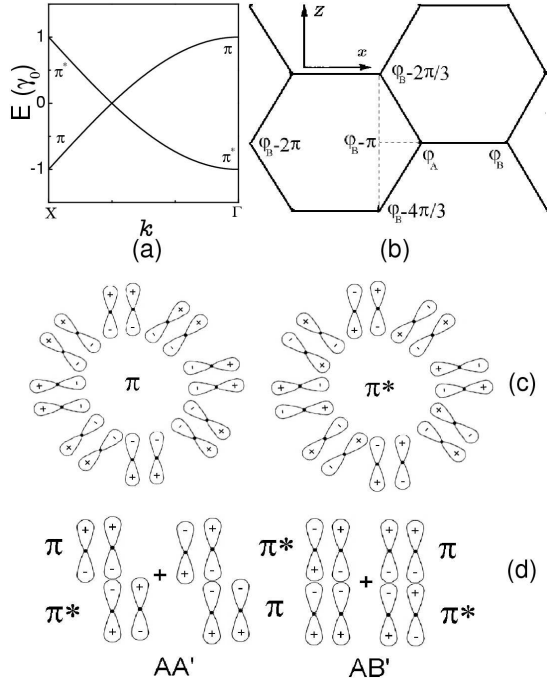


FIG. 3: (a) The energy dispersion relations near the Fermi energy of an ideal arm chair (8,8) SWNT with a p-p model. (b) The phase correlations at the Fermi vector k_F between the three equivalent atomic positions B which are the nearest neighborhoods of the atomic positions A. (c) A schematic representation of the state π and π^* within the cross section of an ideal arm chair (8,8) SWNT with $q = 8$. (d) Configurations of the new interaction introduced between the two states π and π^* for structures AA' and AB'.

ation of squashing can then be defined in reference to the two sublattices. If the y-axis, along which we squash the tube, is chosen to pass through two atoms from the same A-sublattice (or B-sublattice), as the case in Figs. 1b and 1c, the squashed tube will break the MS about the y-axis. Upon the interaction between the two flattened faces, A-atoms interact with A-atoms (Fig. 2b). If the y-axis is chosen to pass through two atoms from different sublattices (one from A and the other from B), as the case in Figs. 1e, the squashed tube will maintain the MS. Upon the interaction, A (B)-atoms interact with B (A)-atoms (Fig. 2c). In the following, we will refer to the first case as the AA' structure (Figs. 1c and 2b) and the second as the AB' structure (Figs. 1e and 2c). Note the two differ by a rotation of about 75° of their respective y-axes.

For an ideal arm chair (8,8) SWNT, its metallic behavior can be understood from its energy dispersion relations within a simple p-p model [16]:

$$E_q(k) = \epsilon_0 \left[1 - 4 \cos(q/8) \cos(ka/2) + 4 \cos^2(ka/2) \right]^{1/2}; \quad (1) \\ (\pi/8 < ka < 5\pi/8; q = 1, \dots, 8);$$

where k is the wave vector along the z axis, $a = 2.46\text{\AA}$ is the lattice constant, and ϵ_0 is the nearest neighborhood hopping integral. The energy dispersion relations near the Fermi energy are shown in Fig. 3a. The two lines, crossing at the Fermi point, correspond to the two eigenstates (bonding and antibonding) with the quantum number $q = 8$, as all 8 atoms in one sublattice have the same phase. The phase relations between the nearest neighborhood atoms at the Fermi vector k_F ($= \pi/2 = 3\pi/4$) are shown in Fig. 3b. The states π and π^* within the tube cross-section is schematically shown in Fig. 3c. Note that the interaction energies between the two sublattices cancel out each other by symmetry, leading to a zero total interaction energy: $\epsilon_0 e^{i(\phi_B - \phi_A)} (1 + e^{i2\pi/3} + e^{i4\pi/3}) = 0$. This cancellation, independent of the phase difference $(\phi_B - \phi_A)$, leads to the degeneracy of the eigenstates π and π^* at k_F .

We next extend the above model by including the interaction between the two flattened faces in a squashed nanotube, using a perturbation Hamiltonian [15]

$$H^0(k) = \begin{pmatrix} \epsilon(k) & \epsilon(k) \\ \epsilon(k) & \epsilon(k) \end{pmatrix}; \quad (2)$$

The diagonal matrix elements $\epsilon(k)$ and $\epsilon(k)$ merely act to shift the location of the π and π^* bands, and hence the energy and location of band crossing. It is the off-diagonal elements $\epsilon(k)$ and $\epsilon(k)$ that cause quantum mechanical level repulsion and hence open up an energy gap.

If a MS exists, like in the AB' structure, the mirror operator M must be applied, we have $M(\pi) = \pi^*$; $M(H^0) = H^0$; $M(\epsilon) = \epsilon$. Then, $\epsilon(k) = M(\epsilon(k)) = M(\langle \pi | H^0 | \pi \rangle) = \langle \pi | H^0 | \pi \rangle = \epsilon(k)$, which gives $\epsilon(k) = 0$. Thus, if the MS is preserved, the off-diagonal elements are always zero and the band crossing persists without gap opening, regardless of whether an interaction exists between the two flattened faces. This indicates that the MSB is a necessary (but not sufficient) condition for the MST.

A schematic representation of the interactions between the two states π and π^* for the two structures AA' and AB' is shown in Fig. 3d. For the AA' structure, the off-diagonal element consists of two bonds as $\langle \pi | H^0 | \pi^* \rangle + \langle \pi^* | H^0 | \pi \rangle \neq 0$, where p_i is the $2p_y$ orbital of carbon atom. In contrast, for the AB' structure, the off-diagonal element consists of four bonds, which cancel out as $\langle \pi | H^0 | \pi^* \rangle = (\langle \pi | H^0 | \pi^* \rangle + \langle \pi^* | H^0 | \pi \rangle) + (\langle \pi | H^0 | \pi^* \rangle + \langle \pi^* | H^0 | \pi \rangle) = 0$. So, the off-diagonal element for the AB' structure is always zero, in agreement with the mirror-symmetry analysis discussed above.

The above analysis clearly demonstrates that the MST must be driven by a combination of the MSB and the interaction, which effectively distinguishes the two originally equivalent sublattices (A and B). Without the interaction, the two sublattices are always equivalent. Upon the interaction, the two remain equivalent if the MS is preserved because the interaction occurs between atoms from two sublattices in a symmetric manner, but be-

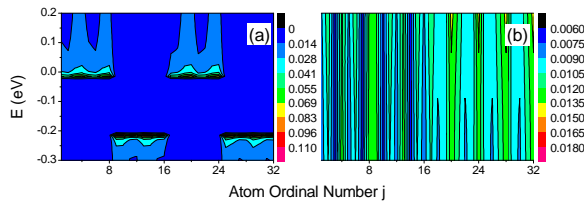


FIG. 4: (color) The LDOS (unit: eV^{-1}) distributions near the Fermi energy over two atomic layers of the nanotubes for AA' (a) and AB' (b) structures. The atoms in B (A) sublattice are labeled 1 (9) through 8 (16) for the first atomic layer and 17 (25) through 24 (32) for the second atomic layer.

comes distinguishable if the MS is broken because the interaction occurs between atoms within only one sublattice (A), making it different from the other sublattice (B). Such a distinction of the two sublattices is further revealed by the local density of states (LDOS), as shown in Fig. 4. The LDOS is defined by the Green's function as $\text{LDOS}(j;E) = -\frac{1}{\pi} \text{Im} G_c(j;E)$, where j is the atom index in the nanotube. In Fig. 4, the LDOS distributions of two atomic layers (along z -axis) are plotted at an energy interval from -0.3eV to 0.2eV . Each layer consists of two sublattices (A and B) of 16 atoms. For an ideal tube, the LDOS near the Fermi energy are homogeneously distributed over the two equivalent sublattices A and B. For a squashed tube, in a AA' structure (Fig. 4a), the interaction between atoms A and A' distinguishes the A sublattice from the B sublattice, resulting in a redistribution of the LDOS. Specifically, the electrons tend to distribute around A sites below the Fermi energy, but around B sites above it. This causes a discontinuity in the energy spectrum, as shown in Fig. 4a. In contrast, in AB' structure (Fig. 4b), the LDOS crosses the Fermi energy continuously because the off-diagonal elements are zero and the states and continue to be

the eigenstates. The inhomogeneity of the LDOS in the Fig. 4b is caused by the inhomogeneous curvature of the squashed nanotube.

Last, we show that squashing the arm chair SWNT can be used as a general approach to drive the MST, which is practically important. It would be rather inconvenient, if the MST can only be driven by squashing the tube along a specific direction breaking the MS. Fortunately, we find that the MST can in fact be driven by squashing the tube along any direction. In case one starts with squashing the tube along a direction that preserves the MS, all it needs to be done is to squash the tube to a larger extent, to where a spontaneous symmetry breaking occurs. Fig. 1f shows that for AB' structure, if one continues to press the tips beyond Fig. 1e ($d_y = 2.60\text{\AA}$) to Fig. 1f ($d_y = 2.00\text{\AA}$), a gap near the Fermi energy will eventually appear, because of the spontaneous breaking of MS, causing the two sublattices distinguishable.

In summary, we demonstrate that squashing the arm-chair SWNT can be used as a general approach to induce a MST, which may find practical applications in novel nanodevices, such as used for a mechanical nanoswitch. The underlying mechanism is to make the two originally equivalent sublattices in the tube distinguishable, which requires a combined effect of MSB and interaction between the two flattened faces in the squashed tube. Such distinction of two sublattices is likely to be generally responsible for the semiconductor behavior of certain classes of nanotubes, such as BN nanotubes. Besides squashing the tube, other methods, such as chemical adsorption, might be used to distinguish the two sublattices and hence to induce the MST.

The work is supported by the Ministry of Education of China, the National High Technology Research and Development Program of China (Grant No. 2002AA311153), and the Natural Science Foundation of China (NSFC).

-
- [1] S. Iijima, Nature (London) 354, 56 (1991).
 - [2] J. W. M. J. van Duren, B. I. Dunlap, and C. T. White, Phys. Rev. Lett. 68, 631 (1992); N. Hamada, S. I. Sawada, and A. Oshiyama, Phys. Rev. Lett. 68, 1579 (1992).
 - [3] C. L. Kane and E. J. Mele, Phys. Rev. Lett. 78, 1932 (1997).
 - [4] L. Chico, V. H. Crespi, L. X. Benedict, S. G. Louie, and M. L. Cohen, Phys. Rev. Lett. 76, 971 (1996).
 - [5] V. H. Crespi, M. L. Cohen, and A. Rubio, Phys. Rev. Lett. 79, 2093 (1997).
 - [6] C. J. Park, Y. H. Kim, K. J. Chang, Phys. Rev. B 60, 10656 (1999).
 - [7] A. Maiti, A. Svizhenko, M. P. Anantram, Phys. Rev. Lett. 88, 126805 (2002).
 - [8] P. E. Lammer, P. Zhang, V. H. Crespi, Phys. Rev. Lett. 84, 2453 (2000).
 - [9] C. H. Xu, C. Z. Wang, C. T. Chan and K. M. Ho, J. Phys.: Condens. Matter 4, 6047 (1992).
 - [10] J. C. Charlier, Ph. Lambin, T. W. Ebbesen, Phys. Rev. B 54, R8377 (1997).
 - [11] J. Wu, B. L. Gu, H. Chen, W. Duan, and Y. Kawazoe, Phys. Rev. Lett. 80, 1952 (1998).
 - [12] J. Wu, W. Duan, B. L. Gu, J. Z. Yu, and Y. Kawazoe, Appl. Phys. Lett. 77, 2554 (2000).
 - [13] H. Chen, J. Q. Lu, J. Wu, R. Note, H. Mizuseki, Y. Kawazoe, Phys. Rev. B 67, in press.
 - [14] S. Datta, Transport in Mesoscopic Systems (Cambridge University Press, Cambridge, 1995).
 - [15] P. Delaney, H. J. Choi, J. Ihm, S. G. Louie, M. L. Cohen, Nature (London) 391, 466 (1998).
 - [16] R. Saito, M. Fujita, G. Dresselhaus, M. S. Dresselhaus, Phys. Rev. B 46, 1804 (1992).