

## A Scaling Approach to the Phase Diagram of Quantum Hall Systems

M. O. Goerbig<sup>1,2</sup> and C. Morais Smith<sup>1</sup><sup>1</sup>Département de Physique, Université de Fribourg, Pérolles, CH-1700 Fribourg, Switzerland.<sup>2</sup>Laboratoire de Physique des Solides, Université Paris-Sud, F-91405 Orsay, France.

We present a simple classification of the different liquid and solid phases of quantum Hall systems in the limit where the Coulomb interaction between the electrons is important. This classification, and a criterion for the validity of the mean-field approximation in the charge-density-wave phase, is based on scaling arguments concerning the effective interaction potential of electrons restricted to an arbitrary Landau level. Finite-temperature effects are also investigated, and a good agreement with recent experiments is obtained.

PACS numbers: 73.43.Nq, 73.43.Cd, 73.20.Qt

Two-dimensional electron systems (2DES) in a perpendicular magnetic field exhibit a rich variety of phases, ranging from incompressible quantum liquids, which are responsible for the integral and fractional quantum Hall effects (IQHE and FQHE), up to electron-solid phases such as the recently observed charge density waves (CDW's) or the Wigner crystal (WC). The IQHE is found when the electron density  $n_{e1}$  is an integral multiple of the density of states per Landau level (LL)  $n_B = 1/2 \ell_B^2$ , with the magnetic length  $\ell_B = \hbar/eB$  [1], and can be described within a single-particle picture. On the other hand, when the filling factor  $\nu = n_{e1}/n_B$  is non-integral, the topmost LL is only partially filled with  $\nu = n$ , and the Coulomb interaction becomes essential. It lifts the LL degeneracy and leads to an interesting phase diagram. At extremely low electron densities, an insulating phase attributed to a WC has been measured [2]. At  $\nu = p/q$ , with  $p, q$  integers and  $q$  odd, the FQHE is observed in the two lowest LL's [3]. It corresponds to an incompressible liquid, analogous to the IQHE if described in terms of composite fermions (CF's) [4]. At  $\nu = 1/2$  in higher LL's, huge anisotropies have been detected in the magnetoresistance, indicating the formation of a unidirectional CDW [5]. From the theoretical point of view, Hartree-Fock calculations have correctly predicted the CDW formation around  $\nu = 1/2$  in higher LL's [6], but have failed in a description of the FQHE regime. In this letter we propose a new scaling approach that classifies the liquid and solid phases observed in quantum Hall systems and remains valid in all LL's. In addition, we clarify the reasons for breakdown of the Hartree-Fock approximation in the lowest LL's and establish a criterion for the appearance of recently observed FQHE features in the WC regime at finite temperatures.

As in the high-magnetic-field limit the Coulomb interaction between the electrons constitutes a smaller energy scale than the gap between LL's, inter-LL excitations are high-energy degrees of freedom. They are the only excitations at integral filling, but can be neglected if one investigates a system at  $\nu \neq n$  because in this case low-energy excitations within the same LL become possible [7]. Therefore, the electrons' kinetic energy may be set

to zero, and the Coulomb interaction is the only energy scale in the problem, as long as the electrostatic potential of underlying impurities is a small perturbation. One obtains a system of strongly correlated electrons described by the Hamiltonian

$$\hat{H}_n = \sum_q v(q) \hat{F}_n(q)^2 \quad (\nu = q); \quad (1)$$

where  $v(q) = 2e^2/q$  is the 2D Fourier transformation of the Coulomb interaction. In this model, one only considers interactions between spinless electrons within the  $n$ th LL described by the density operators

$$\hat{h}(q)\hat{h}_n = F_n(q) \quad (\nu); \quad (2)$$

where  $\hat{h}(q)$  is the usual electron density in Fourier space. The factors  $F_n(q)$  arise from the wave functions of the electrons in the  $n$ th LL and can be absorbed in an effective interaction potential  $v_n(q) = v(q) F_n(q)^2$ . The quantum nature of the problem is hidden in unusual commutation relations for the electron density operators in Eq. (2) [8]

$$[\hat{h}(q); \hat{h}(k)] = 2i \sin \frac{(q-k)\ell_B^2}{2} \quad (q+k); \quad (3)$$

The Hamiltonian (1) together with these commutation relations defines the full model, which was recently used as a starting point for the description of the fractional quantum Hall effect in the lowest LL [9] and the formation of charge density waves in higher LL's [6]. Note the formal equivalence between electrons in the lowest LL at  $\nu = 0$  and electrons in a higher LL at  $\nu = 0$  within this model.

A deeper insight into the structure of the model can be obtained by transforming the effective interaction potential back to real space. In appropriate units, a universal scaling function  $\Psi(r)$  can be derived,

$$v_n(r) = \sum_q e^{iq \cdot r} v_n(q) \frac{\Psi(r/R_C)}{2n+1}; \quad (4)$$

with the cyclotron radius  $R_C = \ell_B \sqrt{2n+1}$ . This universal function (Fig. 1) exhibits a plateau of range  $2R_C$  on

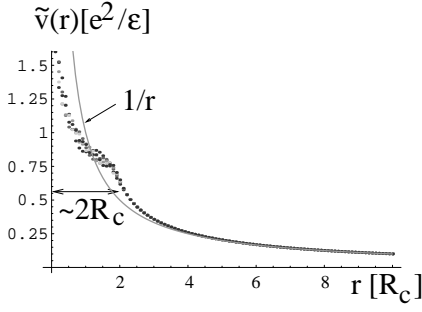


FIG. 1: Universal function for the effective interaction potential in the  $n$ th LL. The points of varying gray level correspond to different LL's  $n = 1; 2; \dots; 5$ .

top of the bare  $1/r$  Coulomb potential, which is regained at large distances. One can understand this effective potential as an interaction potential between particles, which are described only by the position of their guiding centers in the plane. The cyclotron motion belongs to a high-energy sector and would lead to excitations across the LL's. However, one averages in Eq. (2) this motion with respect to the  $n$ th LL, where the wave functions of the electrons have a spatial extent of order  $R_c$ . Although the bare Coulomb potential possesses no characteristic length scale, a range of the effective interaction potential using the cyclotron radius might thus be introduced. This permits a classification of the different phases with respect to the interplay between the effective-interaction range  $2R_c$  and the average distance between electrons in the  $n$ th LL  $d = \frac{1}{\sqrt{n}} \lambda_B$ .

$d \gg 2R_c$ : The quasi-classical limit (WC). In this limit of dilute density, the average distance between electrons interacting via the usual  $1/r$  Coulomb potential is much larger than the spatial extent  $R_c$  of their wave functions. Quantum corrections to the classical result are of order  $O(R_c/d)$  and can thus be neglected. Classically, the electrons are arranged in a hexagonal WC in order to minimize the repulsive Coulomb interaction. The expected transition line, which separates the WC phase from the other phases, is obtained by comparing  $d$  and  $R_c$  as functions of  $\nu$  and  $n$  (red line in Fig. 2). It follows the law  $\frac{W}{n}^C = \frac{W}{0}^C = (2n+1)$ , where  $\frac{W}{0}^C$  is the critical filling factor below which the WC is found in the lowest LL. Theoretical calculations predict a critical value  $\frac{W}{0}^C = 1.65$  for clean samples [10], whereas experimentally the WC is already found around  $\nu = 1.5$  [2].

Electrical transport in the WC phase arises either by a collective sliding mode or by the propagation of crystal dislocations. Sliding is suppressed by the pinning of the WC due to residual impurities in the sample, and the number of dislocations is reduced by lowering the temperature. The experimental evidence of the WC phase stems from transport measurements [2], which indicate an insulating phase. In principle, this insulating behavior could be attributed also to the usual localization of

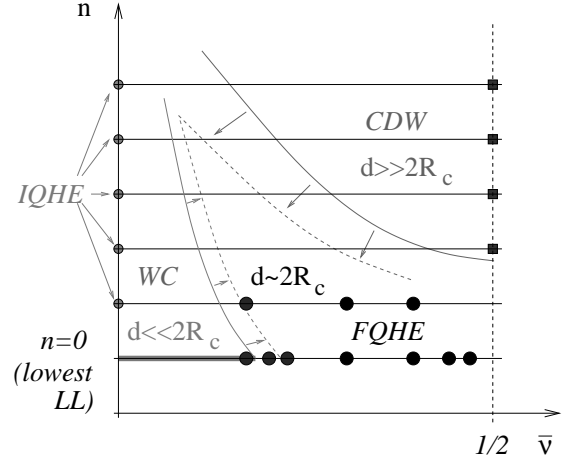


FIG. 2: Phase diagram at  $T = 0$ . The vertical and horizontal axes indicate the LL  $n$  and the partial filling  $\nu$ , respectively. At completely filled levels  $\nu = 1$  one observes the IQHE (gray circles). Because of the particle-hole symmetry, the phase diagram is only shown up to half-filling  $\nu = 1/2$ . The full diagram is found by mirroring the shown part around this filling. Black circles denote points at which the FQHE is found in experiments, the thick gray line shows the region of an experimentally observed insulating phase attributed to the WC, and gray squares indicate evidences of a stripe phase. The full lines represent the transition lines between the different phases and move towards the liquid phase of the FQHE in the presence of impurities (see arrows and broken lines).

electrons by impurities [11]. However, this is unlikely to be the case because the samples used for the measurements are extremely clean.

$d \ll 2R_c$ : The mean-field limit (CDW's). In the picture of the effective potential, an arbitrarily chosen particle interacts strongly with a number of neighboring ones, which can be estimated as  $N_{nm} = (2R_c)^2 n_{el} = 2(2n+1)$ , where  $n_{el}$  is the density of electrons in the  $n$ th LL. A mean-field approximation, such as Hartree-Fock, is valid for large  $N_{nm}$ : because then each particle sees the others as an averaged charged background, without being influenced by their individual motions. Note that this limit does not exist in the lowest LL, where the cyclotron radius coincides with the magnetic length  $\lambda_B$ . The average distance between electrons would have to be smaller than this length, which constitutes the smallest length because each electronic state occupies a minimal surface  $A = 2\pi \lambda_B^2$ . The green line drawn in Fig. 2 follows the law  $\frac{W}{n}^{CDW} = N_c = 2(2n+1)$ . Comparison with experiments provides  $N_{nm} = N_c < 5$  for the limiting value above which the mean-field approximation is justified [5].

The validity of the mean-field approximation in the regime  $d \ll 2R_c$  also becomes apparent in Fourier space, where the wave vectors are renormalized in the same manner as the distances in Eq. (4). At large  $n$ , only the small-wave-vector limit remains important, and the commutation relation for the density operators (3) be-

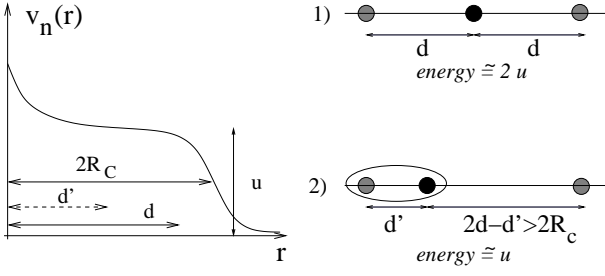


FIG. 3: Illustration of CDW formation in 1D. Left: The height of the effective potential is approximately  $u$ . Right: The upper configuration of three electrons is energetically less favorable  $2u$  than the lower one with  $u$ .

comes, after rescaling,

$$\begin{aligned} \frac{q}{2n+1} & ; \quad \frac{k}{2n+1} \\ & i \frac{(q-k)_B^2}{2n+1} \quad \frac{q+k}{2n+1} = 0 \quad \frac{1}{n} ; \end{aligned}$$

where we have expanded the sine of Eq. (3). This means that the complicated algebraic structure of the density operators and thus the quantum mechanical nature of the problem become less important in higher LL's (increasing  $n$ ). Note that this quasi-classical limit is different from the WC limit in which one can neglect the overlap of the electrons' wave functions. Here they strongly overlap so that the exchange interaction, which is included on the level of the mean-field approximation, is essential.

The mean-field solution of the Hamiltonian (1) reveals that the ground state in this limit is a charge density wave (CDW) with a characteristic period of the order of the cyclotron radius  $R_C$  [6]. This clusterization of electrons in spite of their repulsive interaction can be qualitatively understood from the form of the effective interaction potential in Fig. 1: if one approaches two electrons more than the average distance  $d$ , only a small energy has to be spent because of the plateau in the region  $r < 2R_C$ . However, a large energy of the order of the height  $u$  of the plateau might be gained, if the clustered electrons thus reduce the number of other electrons with which they interact strongly. This argument is illustrated in Fig. 3 with three electrons in one dimension.

In the region  $\nu < 1/2$ , clusters of several electrons (or "bubbles") form a super WC to minimize the Coulomb repulsion. Exactly at  $\nu = 1/2$ , however, these bubbles percolate to lines and thus give rise to a "stripe" pattern. This breaking of rotational symmetry arises because of a competing symmetry: the particle-hole symmetry becomes exact at half filling. A phase of bubbles would violate this symmetry, and a very small residual anisotropy in the underlying crystal sues to fix the direction of the stripes [12]. The experimental evidence for stripe phases in quantum Hall systems is huge anisotropies in the magnetoresistance with respect to two orthogonal di-

rections [5]: whereas an easy electron transport along the stripe edges leads to a small resistance, transport across the stripes involves relatively rare tunneling processes, which explain the large resistance in the orthogonal direction [13].

$d \approx 2R_C$ : The quantum limit (FQHE). In an intermediate regime of the phase diagram between the WC and the CDW phases, one observes the FQHE in the lowest two LL's [3]. Recent theoretical and experimental investigations [9, 14] support the picture that the FQHE is due to an incompressible liquid of CF's, each of which consists of a bound state of an electron and a vortex-like collective excitation of the liquid carrying a charge of opposite sign [4]. The scaling arguments presented above show that in this quantum limit only one length scale is present in the problem, and thus no perturbative approach such as the mean-field approximation or a quasi-classical treatment is applicable.

The effect of impurities and finite temperature. The arguments presented above suggest that the observation of the FQHE is possible in higher LL's, e.g. around  $\nu = 1/4$  in the LL  $n = 2$ . However, it has not yet been observed, and some experiments even suggest a CDW ground state in this domain [15]. The reason for the missing observation of the FQHE is likely to be due to the residual impurities in the samples, which favor crystalline structures like the WC and CDW's [2]. By deformation they are better adapted to follow an underlying electrostatic potential than an incompressible, homogeneous liquid. Therefore the two transition lines move towards the quantum-liquid phase as shown by the arrows and broken lines in Fig. 2. The region where the FQHE is observed can become extremely narrow in higher LL's and even vanish, which leads to a crossover between the CDW and WC phases without quantum melting in the intermediate region  $d \approx 2R_C$ . However, samples of higher mobility and even lower impurity concentrations will probably reveal FQHE states in the LL  $n = 2$  in the future.

So far we have discussed the different phases with respect to the two length scales  $d$  and  $R_C$  only at  $T = 0$ . Finite temperatures will introduce a new thermal length scale defined by a comparison of the thermal energy  $k_B T$  and the Coulomb interaction between the electrons, which constitutes the only energy scale at  $T = 0$ . One then obtains  $l_T = e^2 / k_B T$ , which corresponds to the de Broglie wavelength of the free electron gas.

In the quantum limit of the correlated electron liquid, thermal fluctuations can be neglected compared to quantum fluctuations if  $l_T \gg R_C$ , i.e. at low temperatures. At  $l_T \approx R_C$  thermal fluctuations destroy the quantum correlations and the FQHE thus disappears. In the mean-field limit, the crystalline structure of the CDW's melts when the thermal fluctuations become important on the length scale of the CDW periodicity  $l_T \approx R_C$ . This leads to an estimation of the CDW melting temperature  $T_{CDW}(n) = C(n)e^2 / k_B l_T^{2n+1}$  with  $C(n)$  be-

ing a dimensionless constant. Because of the decreasing energy gap  $\hbar\omega_c$  at lower  $B$ , inter-Landau level excitations become more important in higher LL's and give rise to a screening of the Coulomb interactions [6, 16]. This leads to a  $n$ -dependent  $C(n) = 1/(2n+1)$ . CDW's are thus more sensitive to thermal fluctuations with increasing  $n$ , as can be seen from the reduction of the magnetoresistance anisotropy at half-filling [5].

Finite-temperature effects are most interesting in the case of the WC. Experimentally [17], minima in the longitudinal magnetoresistance appear above a temperature  $T_1$  at certain filling fractions, as expected for the FQHE. These minima vanish above a second temperature  $T_2 > T_1$ . Using the scaling argument introduced above, one finds that the WC melts when the de Broglie length is of the order of the WC lattice constant  $l_F p_d \approx 2R_C$ , which defines the temperature  $T_1 = C_1 e^2 / \epsilon_0 = k_B l_B = C_1 / 2 n e l^2 = k_B$ . The formed liquid, however, still exhibits quantum coherence on the length scale  $R_C$ , and therefore displays features of the FQHE. The scaling estimate  $l_F < R_C$  for the definition of a temperature  $T_2$  at which this coherence is lost is, however, too crude because of a renormalization of the magnetic length due to CF formation in the quantum limit. In the CF picture, the minima disappear when the temperature is of the order of the activation gap [9]. This leads to the law  $T_2 = T_C = (2ps - 1) \omega_c$  with the integers  $p, s$ , which are related to the filling factor  $\nu = p/(2ps - 1)$ , where the FQHE is observed in the lowest LL's. Note that, in contrast to  $T_2$ , the WC-melting temperature  $T_1$  is independent of the magnetic field, in agreement with recent experiments of W. Pan et al. [17]. The measured temperature  $T_1 \approx 135$  mK suggest a rather small numerical value  $C_1 \approx 10^3$ , and  $T_C \approx 2$  K around  $\nu = 1/6$ .

Conclusions. We have discussed the different solid and liquid phases of quantum Hall system using simple scaling arguments. Whereas the bare Coulomb interaction potential is scale-free, the effective interaction potential of electrons restricted to the  $n$ th LL has a range of strong interaction  $\approx 2R_C$ . The ratio between this range and the average distance  $d$  between the electrons classifies the different phases at  $T = 0$ . At finite temperature, a new length scale  $l_F$  enters into the problem. For  $d \approx 2R_C$  a Wigner crystal is formed, which melts at a temperature  $T_1$  into a quantum liquid showing features of FQHE states. Our dimensional estimates for the melting temperature  $T_1$  show that it does not vary with  $B$ , in agreement with recent experiments [17]. The quantum coherence of the electrons is not destroyed until a higher temperature  $T_2$  is reached. In the inverse limit  $d \approx 2R_C$  the mean-field approximation, which predicts a CDW ground state, is justified, and a criterion for its validity has been presented. It excludes CDW formation in the lowest LL's, where this limit does not exist because  $R_C$  coincides with the smallest length  $l_B$  in the problem. In the intermediate regime  $d \approx 2R_C$  quantum melting

of the crystalline structures leads to a liquid, which is incompressible at certain filling factors where the FQHE is observed.

We would like to acknowledge fruitful discussions with D. Baeriswyl, L. Benfatto, K. Borejsza, P. Lederer, R. Morf, B. Normand, V. Pasquier, and J. Wakeling. This work was supported by the Swiss National Foundation for Scientific Research under grant No. 620-62868.00.

- 
- [1] K. v. Klitzing, G. Dorda, and M. Pepper, Phys. Rev. Lett. 45, 494 (1980).
  - [2] H. Jiang, R. L. Willett, H. L. Stormer, D. C. Tsui, L. N. Pfeiffer, and K. W. West, Phys. Rev. Lett. 65, 633 (1990); H. Jiang, H. L. Stormer, D. C. Tsui, L. N. Pfeiffer, and K. W. West, Phys. Rev. B 44, 8107 (1991); L. W. Engel, C. C. Li, D. Shahar, D. C. Tsui, and M. Shayegan, Solid State Commun. 104, 167 (1997).
  - [3] D. C. Tsui, H. L. Stormer, and A. C. Gossard, Phys. Rev. Lett. 48, 1559 (1982); R. B. Laughlin, Phys. Rev. Lett. 50, 1395 (1983).
  - [4] J. K. Jain, Phys. Rev. Lett. 63, 199 (1989); Phys. Rev. B 41, 7653 (1990); O. Heinonen, ed., Composite Fermions, World Scientific, Singapore (1998).
  - [5] M. P. Lilly, K. B. Cooper, J. P. Eisenstein, L. N. Pfeiffer, and K. W. West, Phys. Rev. Lett. 82, 394 (1999); R. R. Du, D. C. Tsui, H. L. Stormer, L. N. Pfeiffer, K. W. Baldwin, and K. W. West, Solid State Commun. 109, 389 (1999).
  - [6] A. A. Koulakov, M. M. Fogler, and B. I. Shklovskii, Phys. Rev. Lett. 76, 499 (1996); M. M. Fogler, A. A. Koulakov, and B. I. Shklovskii, Phys. Rev. B 54, 1853 (1996); R. Moessner and J. T. Chalker, ibid. 54, 5006 (1996).
  - [7] Excitations across the LL's can be included in the random-phase approximation. This leads to a screened Coulomb interaction in a certain range of the wave vector but has only a minor influence on the physical effects, which are discussed on a qualitative level here.
  - [8] S. M. Girvin, A. H. MacDonald, and P. M. Platzman, Phys. Rev. B 33, 2481 (1986).
  - [9] G. Murthy and R. Shankar, cond-mat/0205326; R. Shankar, Phys. Rev. B 63, 085322 (2001).
  - [10] P. K. Lam and S. M. Girvin, Phys. Rev. B 30, 473 (1984).
  - [11] E. Abraham, P. W. Anderson, D. C. Licciardello, and T. V. Ramakrishnan, Phys. Rev. Lett. 42, 673 (1979).
  - [12] B. Rosenow, S. Scheidel, Int. J. Mod. Phys. B 15, 1905 (2001).
  - [13] A. H. MacDonald and M. P. A. Fisher, Phys. Rev. B 61, 5724 (2000); F. v. Oppen, B. I. Halperin, and A. Stern, Phys. Rev. Lett. 84, 2937 (2000).
  - [14] V. J. Goldman, B. Su, and J. K. Jain, Phys. Rev. Lett. 72, 2065 (1994).
  - [15] R. M. Lewis, P. D. Ye, L. W. Engel, D. C. Tsui, L. N. Pfeiffer, and K. W. West, Phys. Rev. Lett. 89, 136804 (2002).
  - [16] I. L. Aleiner and L. I. Glazman, Phys. Rev. B 52, 11296 (1995).
  - [17] W. Pan, H. L. Stormer, D. C. Tsui, L. N. Pfeiffer, K. W. Baldwin, and K. W. West, Phys. Rev. Lett. 88, 176802 (2002).