

A Dynamical Approach to Electron Transport

Ralph Gebauer* and Roberto Car

*Department of Chemistry and Princeton Materials Institute,
Princeton University, Princeton, New Jersey 08540*

(Dated: May 21, 2019)

We present a formulation to non-equilibrium electronic transport properties, in which the density matrix describing a many-electron system within time-dependent density functional theory is propagated in time under the action of an external electric field. Coupling to a heat bath prevents the system from heating up. The scheme uses periodic boundary conditions which allow us to model a variety of transport geometries. We demonstrate the feasibility of the approach by applying it to a simple one-dimensional double-barrier tunneling structure and discuss the effects of the approximations that are made to describe dissipative effects.

PACS numbers: 72.10.-d, 72.10.Bg

Electronic transport through nanoscale and mesoscopic systems is an area of intense experimental and theoretical studies [1, 2, 3, 4, 5]. Theoretical approaches to this problem must deal with the difficulty of modeling a system out of equilibrium. For example, in the widely used Landauer approach [6] one adopts a scattering geometry in which a tunneling structure is connected to two semi-infinite leads held at different chemical potentials. The external bias applied to the system is identified with the difference in the chemical potentials of the leads. The electrons injected into the structure are assumed to be in equilibrium with the respective leads from which they originate, i.e. cross talking between left and right moving carriers is neglected [7].

In this Letter we present a different approach, in which a tunneling structure together with *finite* sections of the metallic leads attached to its ends is repeated periodically in a supercell geometry. Electron flow is generated by an external electric field. To keep the electrons from accelerating indefinitely, the system is coupled to an external heat bath (e.g. phonons), which causes transitions between (unperturbed) electronic states. As a consequence, the electrons are generally not in a pure quantum state and must be described by a reduced density matrix. Dealing with a quantum open system of interacting electrons is a formidable problem [8] that we make tractable with a number of simplifying approximations. First, we keep the formulation at an effective single-particle level by adopting time-dependent Density Functional Theory [9] to describe electron-electron interactions. Second, we treat the coupling to the bath to second order of perturbation theory and make a Markov approximation to eliminate bath memory effects. In this way we obtain a Liouville-Master equation of motion for an effective one-particle reduced density matrix, which generalizes formulations used previously in quantum optics and which can be solved numerically in realistic applications. To test the scheme we apply it to a simple one-dimensional system consisting of a double-barrier potential, and include electron-electron interactions at the

time-dependent Hartree level. The well-known effects of resonant tunneling and negative differential resistance at finite bias are reproduced, indicating that our model describes correctly the basic physics of a tunneling system. Not surprisingly, the quantitative results depend on the strength of the dissipation. This is a consequence of the presence in our approach of inelastic scattering events which are neglected in formulations based on ballistic transport. Finally, we discuss a major limitation of the derived Liouville-Master equation: it does not guarantee current continuity. This is seen to be a consequence of the Markov approximation and we briefly discuss a possible way out to this difficulty.

The dynamics of Bloch electrons in homogeneous electric fields has been studied for a long time [10, 11, 12]. A basic difficulty is that a uniform external electric field \mathcal{E} , represented by a scalar potential $V = -\mathcal{E} \cdot \mathbf{x}$, is not compatible with periodic boundary conditions because the position operator \mathbf{x} is not periodic and not bounded from below. This difficulty is eliminated by adopting a gauge in which the electric field is represented by a time-varying vector potential $\mathbf{A}(t) = -c \int_0^t \mathcal{E}(t') dt'$. In the transport context this approach has been adopted e.g. by Iafrate and coworkers [12]. We follow a very similar approach here, but in contrast to Iafrate *et al* who consider different Hamiltonians at different times, we perform a gauge transformation at each time step. If in a given time step the vector potential increases from $\mathbf{A}(t) = 0$ to $\mathbf{A}(t + dt) = -c\mathcal{E}(t)dt$, we multiply all electronic wave functions with $e^{i\mathbf{dk} \cdot \mathbf{x}}$, where $\mathbf{dk} = e\mathcal{E}(t)dt$. These gauge transformations at each time step allow us to work with a fixed Hamiltonian, in which the electric field does not induce any explicit time dependence.

Gauging away the electric field at each time step has two distinct effects: On one hand the electrons move continuously through \mathbf{k} -space. However they do not simply follow the unperturbed bands in this process. Take an electron that is initially in an eigenstate $\psi_i(\mathbf{k}, \mathbf{x}) = e^{i\mathbf{k} \cdot \mathbf{x}} u_i(\mathbf{k}, \mathbf{x})$, where $u_i(\mathbf{k}, \mathbf{x})$ is the periodic part of the Bloch state. After the gauge transformation, this elec-

tron will be in the state $e^{i\mathbf{k}'\cdot\mathbf{x}}u_i(\mathbf{k},\mathbf{x})$, which is a linear combination of all the Bloch states $e^{i\mathbf{k}'\cdot\mathbf{x}}u_i(\mathbf{k}',\mathbf{x})$ at \mathbf{k}' . This coupling of different bands due to the electric field is at the origin of Zener tunneling and differentiates our treatment from semiclassical approaches where only the shift in k -space is taken into account. In practical implementations we sample the Brillouin zone (BZ) with a finite mesh of k points. An extreme case is the application discussed below where only the $k = 0$ point is used. Thus in typical applications the spacing Δk between neighboring mesh points in the direction of the field is much bigger than the shift $dk = e|\mathcal{E}|dt$ in one time step. In order to avoid spurious currents due to an asymmetrical sampling of the BZ, we interpolate the density matrix back onto the original symmetrical k point mesh at each time step. Details of this procedure will be given elsewhere.

To derive a dissipative master equation for the electronic subsystem we follow an approach well known in quantum optics to describe a damped radiation field in a cavity (Ref. [13]). We derive the dissipative terms due to the interaction with a phonon bath for a system in absence of an external electric field. The full dynamics, including dissipation and electric field, is then obtained by adding separately the dissipative and the field-related terms to the master equation.

Let H be the Hamiltonian of the electronic system, which is in contact with an external phonon bath having Hamiltonian R . Calling V the interaction between electrons and bath degrees of freedom, the total Hamiltonian $H_T = H + R + V$ governs the dynamics of the density operator Ξ of the total system via $i\hbar\frac{\partial\Xi}{\partial t} = [H_T, \Xi]$. In order to arrive at a master equation for $\rho(t) = \text{Tr}_R\Xi(t)$, the reduced density matrix of the electronic subsystem, two approximations are made: the interaction potential V is treated to second order in perturbation theory, and the dynamics is forced to be Markoffian. As we will see later this has important consequences. We further assume that the interaction potential V can be written in the form $V = \hbar\sum_i L_i F_i$, where the operators L_i (F_i) act on the electrons (phonons) only.

In our model phonons cause electronic jumps between the eigenstates of the unperturbed Hamiltonian: $L_i \equiv L_{(\alpha\beta)} = c_{\alpha}^{\dagger}c_{\beta}$, where c^{\dagger} and c are fermion creation and annihilation operators and the indices α, β designate each a k point and band index of the unperturbed Hamiltonian.

The final master equation for the reduced electronic density operator has the form [13]

$$\begin{aligned} \frac{\partial\rho}{\partial t} &= \frac{1}{i\hbar}[H, \rho] - \sum_{\alpha,\beta} g(\beta, \alpha) \times \\ &\quad (L_{(\alpha\beta)}L_{(\beta\alpha)}\rho + \rho L_{(\alpha\beta)}L_{(\beta\alpha)} - 2L_{(\beta\alpha)}\rho L_{(\alpha\beta)}) \end{aligned} \quad (1)$$

The numbers $g(\alpha, \beta)$ are defined by

$$g(\alpha, \beta) = \begin{cases} g_0(\alpha, \beta) (\bar{n}(e_{\beta} - e_{\alpha}) + 1) & e_{\alpha} < e_{\beta} \\ g_0(\alpha, \beta) (\bar{n}(e_{\alpha} - e_{\beta})) & e_{\alpha} > e_{\beta} \end{cases}, \quad (2)$$

where $g_0(\alpha, \beta)$ is the phonon coupling strength between the states α and β , e_{α} and e_{β} are the respective energies of those states, and $\bar{n}(\omega) = 1/(e^{\frac{\omega}{kT}} - 1)$ is the mean occupation number of phonons with energy ω .

The first and second lines in Eq. (2) correspond to the emission and absorption of a phonon, respectively. Notice that the presence of *spontaneous emission* processes breaks the symmetry between upwards and downwards jumps and allows for a net energy flow from the electrons to the bath, playing a crucial role in the thermalization of the electrons.

In principle it is possible to use a realistic model for the electron-phonon coupling strength $g(\alpha, \beta)$ in Eq. (2). However, in this context we are interested only in a qualitative description of dissipation and adopt the simple approximation

$$g(\alpha, \beta) \approx \gamma_{\alpha\beta} \equiv \gamma_0 \exp\left(\frac{e_{\beta} - e_{\alpha}}{2kT}\right). \quad (3)$$

Here γ_0 represents the over-all coupling strength between the electrons and the bath, and the thermal factors satisfy $|g(\alpha, \beta)/g(\beta, \alpha)| = \exp\left(\frac{e_{\beta} - e_{\alpha}}{kT}\right)$.

It is interesting to note that Eq. (1) has the so-called Lindblad form [14] which has been extensively studied in recent years [15, 16, 17].

Inserting these definitions for $L_{(\alpha\beta)}$ and $g(\alpha, \beta)$ into Eq. (1), one obtains an equation of motion which includes two-particle operators acting on the density operator. In order to obtain an effective single-particle formulation we consider the reduced one-particle density matrix $\rho^1 = \sum_{\alpha\beta} f_{\alpha\beta} |\alpha\rangle\langle\beta|$, where the numbers f are defined as $f_{\alpha\beta} = \text{Tr}\rho c_{\beta}^{\dagger}c_{\alpha}$. The equation of motion for the one-particle reduced density matrix is obtained from $\dot{f}_{\alpha\beta} = \text{Tr}\dot{\rho}c_{\beta}^{\dagger}c_{\alpha}$, where $\dot{\rho}$ is given in Eq. (1). This allows us to write contributions including two particle operators in terms of the one-particle density matrix using $\text{Tr}\rho c_{\alpha}^{\dagger}c_{\beta}^{\dagger}c_{\gamma}c_{\delta} = f_{\delta\alpha}f_{\gamma\beta} - f_{\delta\beta}f_{\gamma\alpha}$.

The final master equation for the dissipative part of the electron dynamics has the form:

$$\begin{aligned} \frac{d}{dt}f_{\alpha\beta} \Big|_{diss} &= \frac{1}{2}(\delta_{\alpha\beta} - f_{\alpha\beta}) \sum_{\lambda} (\gamma_{\lambda\alpha} + \gamma_{\beta\lambda}) f_{\lambda\lambda} \\ &\quad - \frac{1}{2}f_{\alpha\beta} \sum_{\lambda} (\gamma_{\lambda\alpha} + \gamma_{\lambda\beta})(1 - f_{\lambda\lambda}) \end{aligned} \quad (4)$$

(where we have neglected terms that are quadratic in off-diagonal elements of f).

Eq. (4) has several important properties. Firstly, the diagonal elements f_{ii} have values between 0 and 1 (thereby satisfying the Pauli principle). Secondly, the total number of electrons is conserved and, finally, the equilibrium distribution is the Fermi-Dirac distribution, i.e. the net effect of the dissipative dynamics is to diagonalize the density matrix and to thermally populate the eigenstates. We notice that Eq. (4) reduces to the well

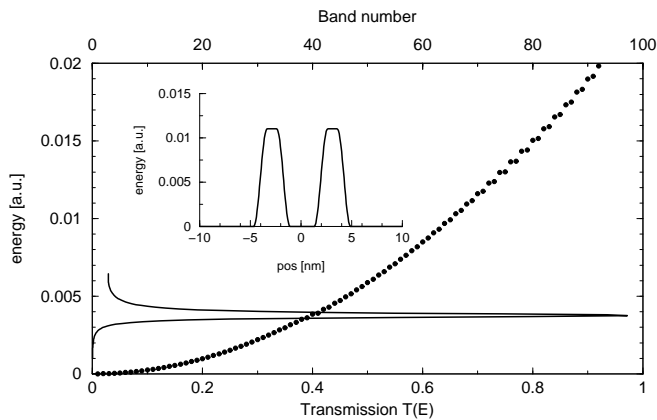


FIG. 1: Transmission coefficient $T(E)$ for the double barrier structure shown in the inset. The dots indicate the energy levels of the periodic box of side 243.8 nm which contains the double barrier structure.

known Boltzmann equation for the diagonal elements of the reduced density matrix.

In the presence of an applied electric field the density matrix cannot be diagonal in the basis of the unperturbed eigenstates, but dissipation should eventually bring the system to a steady state regime, in which the effect of the electric field on the electrons is balanced by the effect of dissipation. In our approach, dissipation is present both in the leads and in the tunneling structure. This is at variance with approaches that assume ballistic transport in the tunneling region. However, we expect that also in our approach the main part of the dissipation should occur outside the constriction, as suggested by simple phase space arguments (the lead region of the computational cell is usually much larger than the tunneling structure itself). As we will see below, presence of dissipation in the tunneling region does not prevent the typical effects of quantized conductance.

Being compatible with periodic boundary conditions, our scheme can be used in the context of time-dependent DFT using standard electronic structure techniques such as pseudopotentials and plane wave expansions. Thus it should be possible to apply the present approach to chemically accurate models of molecular structures connected to metallic leads using periodic supercells containing up to 100 atoms and more. Given the flexibility of the supercell geometry it should be possible to study electric fields and currents in the bulk or at surfaces and interfaces. The dissipative dynamics, Eq. (4), is not limited to steady state situations, but can also be used to study the relaxation of populations and coherences as well as the response of the electrons to time dependent external electric fields.

In view of the possible applications of the present dynamical scheme it is important to assess its validity and the limits of the approximations that we have made.

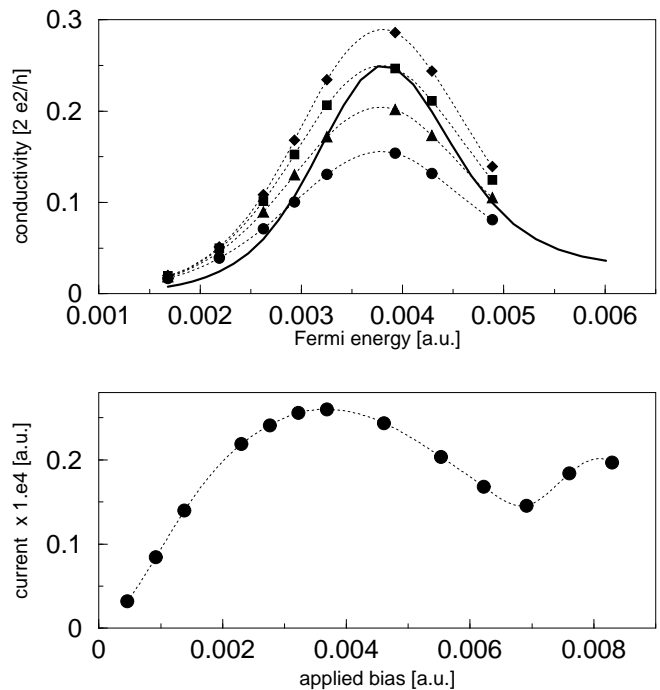


FIG. 2: Upper panel: Conductivity as a function of the Fermi energy at $k_B T = 4 \times 10^{-4}$ a.u.. The dissipation strength γ_0 is $4, 6, 8, 10 \times 10^{-7}$ a.u. for circles, triangles, squares, and diamonds, respectively. The black line is the Landauer conductivity. Lower panel: Current for finite bias, the Fermi energy is fixed at $E_F = 2.2 \times 10^{-3}$ a.u. (All dotted lines are a guide for the eye).

For this purpose we performed calculations on a simple test system, the one-dimensional double-barrier potential shown in FIG. 1. In order to make qualitative contact with experiment possible we used parameters (electron effective mass $m^* = 0.1m_e$ and dielectric constant $\epsilon = 10$) appropriate to model a GaAs-AlAs tunneling junction. We used a supercell size of 243.8 nm, and used the $k = 0$ point only to sample the BZ. As a function of the Fermi energy, 20 to 50 electron states were included in the simulations. The calculations were performed in the finite Hilbert space of the lowest 80 eigenstates of the unperturbed Hamiltonian (95 eigenstates in the case of finite bias, lower panel in FIG. 2). The electron-electron interaction was treated at the time-dependent Hartree level.

We also calculated the zero-bias transmission coefficient $T(E)$ for the double barrier junction using a Green's function method on a real-space mesh. As shown in FIG. 1, $T(E)$ is characterized by a peak at the double barrier's resonant tunneling energy. The same figure shows also the energy levels of the periodic system at $k = 0$. Discrete levels result from using a periodically repeated supercell rather than semi-infinite leads. We avoid the effects of a discrete energy spectrum by using a temperature $k_B T = 4 \times 10^{-4}$ a.u., which is roughly twice

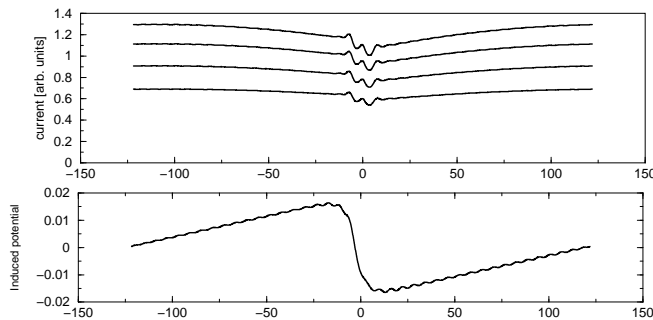


FIG. 3: Upper panel: Violation of current continuity: Spatial current distribution in the steady state for the same values of the dissipation strength γ_0 as in the upper panel of FIG. 2. the Fermi energy is 3.93×10^{-3} a.u. Lower panel: Induced Hartree potential, showing that the potential drop occurs at the location of the double barrier. The dependence of the potential on γ_0 is not visible on the scale of the figure.

the spacing of the levels at the Fermi energy.

The upper panel of FIG. 2 shows the conductivity $G(E)$ calculated at the chosen temperature as a function of the Fermi energy. It is apparent that the typical behavior of $G(E)$ for a resonant tunneling system is reproduced, and that the magnitude of the conductivity is similar to that obtained in a calculation based on the Landauer formalism. As expected, the value of the conductivity in our model depends on the strength of the dissipation via the parameter γ_0 in Eq. (3).

Interestingly, the induced charge density and the corresponding Hartree potential in the steady state (see lower panel of Fig. 3) show only a minor dependence on the parameter γ_0 . These quantities are much less dependent on the details of the dissipation than the current itself.

Finally, in the lower panel of FIG. 2 we show the current as a function of the applied bias $\Delta V = |\mathcal{E}|L$ (L is the length of the unit cell). It can be clearly seen that for high bias the systems shows the typical features of negative differential resistance as expected in resonant tunneling devices.

As mentioned in the introduction and shown in the upper panel of FIG. 3, our approach does not guarantee current continuity: Under steady state conditions the charge density is constant and the current must be divergenceless. In particular, in a one dimensional situation the current should be spatially uniform. The observed violation of continuity is a consequence of the Markov approximation. In order to arrive at an expression for df/dt in Eq. (4), a *coarse graining* in time is performed [13], where the derivative is approximated by $\Delta f/\Delta t$. In other words the instantaneous evolution of the density matrix is approximated by the evolution over the finite time period Δt . In this period charges are flowing, giving rise to a change in the density matrix Δf . In the Markov approximation the finite time interval Δt is made to become infinitesimal and the current flowing

over that period due to the coupling with the bath is lost. This *dissipative current* would have to be calculated in order to retrieve current continuity. Although possible in principle, relaxing the Markov approximation would make the calculations significantly more complicated.

The violation of continuity is particularly strong in a highly inhomogeneous system like a tunneling barrier. We expect that the violation should be significantly less pronounced in a more homogeneous system, like e.g. a three dimensional bulk system.

In spite of this deficiency, equation 4 allows us to obtain meaningful values for the current, as shown in the specific examples discussed above. In these cases, the current used to compute the conductivity and reported in the I-V characteristics was obtained by spatially averaging over the barrier region. In this region the current is less affected by dissipation and is mostly controlled by tunneling.

In conclusion, we have presented a scheme for the calculation of the dynamics of the electrons following application of an external electric field. The electronic system is kept close to its thermal equilibrium state by explicitly including dissipation.

We thank Kieron Burke, Morrel Cohen and David Vanderbilt for many stimulating discussions. This work has been partially supported by DOE under grant DE-FG02-01ER45928 and by ONR under grant N00014-01-1-1061.

* Present address: The Abdus Salam International Centre for Theoretical Physics (ICTP), 34014 Trieste (Italy)

- [1] S. Datta, *Electronic Transport in Mesoscopic Systems*, (Cambridge University Press, Cambridge, 1995).
- [2] D.K. Ferry, S.M. Goodnick, *Transport in Nanostructures*, (Cambridge University Press, Cambridge, 1997).
- [3] Y. Xue, S. Datta, and M.A. Ratner, Chem. Phys. **281**, 151 (2002).
- [4] M. Di Ventra, S.T. Pantelides, and N.D. Lang, Phys. Rev. Lett. **84**, 979 (2000).
- [5] M. Brandbyge, J.-L. Mozos, P. Ordejón, J. Taylor, and K. Stokbro, Phys. Rev. B **65**, 165401 (2002).
- [6] R. Landauer, IBM J. Res. Dev. **1**, 223 (1957).
- [7] A. Kamenev and W. Kohn, Phys. Rev. B **63**, 155304 (2001).
- [8] W.R. Frensley, Rev. Mod. Phys. **62**, 745 (1990).
- [9] E. Runge and E.K.U. Gross, Phys. Rev. Lett. **52**, 997 (1984).
- [10] E.N. Adams, Phys. Rev. **107**, 698 (1957).
- [11] G. Nenciu, Rev. Mod. Phys. **63**, 91 (1991).
- [12] G.J. Iafrate, J.P. Reynolds, J. He, J.B. Krieger, Int. J. High Speed Electr. Syst. **9**, 223 (1998).
- [13] W.H. Louisell, *Quantum Statistical Properties of Radiation* (John Wiley & Sons, New York, 1973).
- [14] G. Lindblad, Commun. Math. Phys. **48**, 199 (1976).
- [15] N. Gisin and J.C. Percival, J. Phys. A: Math. Gen. **25** (1992).
- [16] K. Mølmer, Y. Castin, and J. Dalibard, J. Opt. Soc. Am. B, **10**, 524 (1993).

- [17] S. Gao, Phys. Rev. Lett. **79**, 3101 (1997). (1996).
- [18] G. Vignale and W. Kohn, Phys. Rev. Lett. **77**, 2037