

Spin-dependent tunnelling through a symmetric barrier

V.I. Perel', S.A. Tarasenko,* and I.N. Yassievich
A.F. Ioffe Physico-Technical Institute, 194021 St.Petersburg, Russia

S.D. Ganichev, V.V. Bel'kov, and W. Prettl
Fakultät für Physik, Universität Regensburg, D-93040 Regensburg, Germany

The problem of electron tunnelling through a symmetric semiconductor barrier based on zinc-blende-structure material is studied. The k^3 Dresselhaus terms in the effective Hamiltonian of bulk semiconductor of the barrier are shown to result in a dependence of the tunnelling transmission on the spin orientation. The difference of the transmission probabilities for opposite spin orientations can achieve several percents for the reasonable width of the barriers.

PACS numbers: 72.23.-b, 73.63.-b

Lately spin polarized electron transport in semiconductors attracts a great attention.¹ One of the major problems of general interest is a possibility and methods of spin injection into semiconductors. A natural way to achieve spin orientation in experiment is the injection of spin polarized carriers from magnetic materials. Although significant progress has been made recently,^{2,3,4,5} reliable spin-injection into low-dimensional electrons systems is still a challenge. Schmidt et al. pointed out that a fundamental obstacle for electrical injection from ferromagnetic into semiconductor was the conductivity mismatch of the metal and the semiconductor structure.⁶ However, Rashba showed that this problem could be resolved by using tunnelling contact at the metal-semiconductor interface.⁷ On the other hand Voskoboynikov et al.⁸ proposed that asymmetric non-magnetic semiconductor barrier itself could serve as a spin filter. It was demonstrated that spin-dependent electron reflection by inequivalent interfaces resulted in the dependence of the tunnelling transmission probability on the orientation of electron spin. This effect is caused by interface-induced Rashba spin-orbit coupling⁹ and can be substantial for resonant tunnelling through asymmetric double-barrier^{10,11} or triple-barrier¹² heterostructures. However, in the case of symmetric potential barriers, the interface spin-orbit coupling does not lead to a dependence of tunnelling on the spin orientation.

In this communication we will show that the process of tunnelling is spin dependent itself. We demonstrate that a considerable spin polarization can be expected at tunnelling of electrons even through a single symmetric barrier if only the barrier material lacks a center of inversion like zinc-blende structure semiconductors. The microscopic origin of the effect is the Dresselhaus k^3 terms¹³ in the effective Hamiltonian of the bulk semiconductor of the barrier.

We consider the transmission of electrons with the initial wave vector $\mathbf{k} = (\mathbf{k}_{\parallel}, k_z)$ through a flat potential barrier of height V grown along $z \parallel [001]$ direction (see Fig. 1); \mathbf{k}_{\parallel} is the wave vector in the plane of the barrier, and k_z is the wave vector normal to the barrier pointing in the direction of tunnelling. The electron Hamiltonian

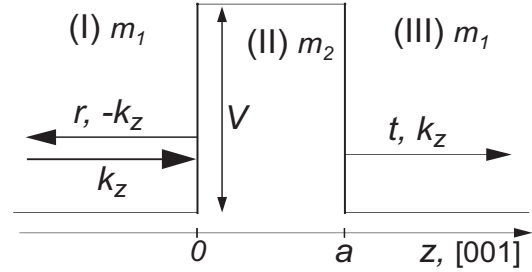


FIG. 1: Electron tunnelling through the potential barrier V of width a .

of the barrier in effective mass approximation contains the spin-dependent k^3 term (Dresselhaus term)¹³

$$\hat{H}_D = \gamma [\hat{\sigma}_x k_x (k_y^2 - k_z^2) + \hat{\sigma}_y k_y (k_z^2 - k_x^2) + \hat{\sigma}_z k_z (k_x^2 - k_y^2)], \quad (1)$$

where $\hat{\sigma}_\alpha$ are the Pauli matrices, γ is a material constant (see Table 1), and the coordinate axis x, y, z are assumed to be parallel to the cubic crystallographic axis $[100]$, $[010]$, $[001]$, respectively. In the case of tunnelling along z one should consider k_z in the Hamiltonian as an operator $-i\partial/\partial z$. We assume the kinetic energy of electrons to be substantial smaller than the barrier high V , then the Hamiltonian (1) is simplified to

$$\hat{H}_D = \gamma (\hat{\sigma}_x k_x - \hat{\sigma}_y k_y) \frac{\partial^2}{\partial z^2}. \quad (2)$$

One can note that essentially \hat{H}_D induces a spin-dependent correction to the effective electron mass along z in the barrier.

	GaSb	InAs	GaAs	InP	InSb
$\gamma, \text{eV} \cdot \text{\AA}^3$	187	130	24	8	220
m^*/m_0	0.041	0.023	0.067	0.081	0.013

Table 1: Parameters of band structure of various A_3B_5 semiconductors.^{14,15}

The Hamiltonian (2) is diagonalized by spinors

$$\chi_{\pm} = \frac{1}{\sqrt{2}} \begin{pmatrix} 1 \\ \mp e^{-i\varphi} \end{pmatrix}, \quad (3)$$

which correspond to the electron states "+" and "-" of the opposite spin directions. Here φ is the polar angle of the wave vector \mathbf{k} in the plane xy , being

$$\mathbf{k} = (k_{\parallel} \cos \varphi, k_{\parallel} \sin \varphi, k_z). \quad (4)$$

Transmission probabilities for the electrons of eigen spin states "+" and "-" (3) are different due to spin-orbit term (2). The orientations of spins \mathbf{s}_{\pm} in the states "+" and "-" depend on the in-plane wave vector of electrons and are given by

$$\mathbf{s}_{\pm} = (\mp \cos \varphi, \pm \sin \varphi, 0). \quad (5)$$

Fig. 2 demonstrates the orientations of spins \mathbf{s}_{+} and \mathbf{s}_{-} for various directions of the in-plane electron wave vector \mathbf{k}_{\parallel} , i.e. as a function of polar angle φ . If \mathbf{k}_{\parallel} is directed along a cubic crystal axis ([100] or [010]) then the spins are parallel (or antiparallel) to \mathbf{k}_{\parallel} , while \mathbf{s}_{\pm} are perpendicular to \mathbf{k}_{\parallel} if the in-plane wave vector is directed along the axis [110] or [110].

Electrons of the eigen spin states "+" and "-" propagate through the barrier with conserving of the spin orientation. Since the wave vector in the plane of the barrier \mathbf{k}_{\parallel} is fixed, wave functions of the electrons can be written in the form

$$\Psi_{\pm}(\mathbf{r}) = \chi_{\pm} u_{\pm}(z) \exp(i\mathbf{k}_{\parallel} \cdot \boldsymbol{\rho}), \quad (6)$$

where $\boldsymbol{\rho} = (x, y)$ is a coordinate in the plane of the barrier. The function $u(z)$ in the regions I (incoming and reflected waves, see Fig. 1), II and III (transmitted wave) has the form

$$u_{\pm}^{(I)}(\mathbf{r}) = [\exp(ik_z z) + r_{\pm} \exp(-ik_z z)], \quad (7)$$

$$u_{\pm}^{(II)}(\mathbf{r}) = [A_{\pm} \exp(q_{\pm} z) + B_{\pm} \exp(-q_{\pm} z)],$$

$$u_{\pm}^{(III)}(\mathbf{r}) = t_{\pm} \exp(ik_z z),$$

respectively. Here t_{\pm} and r_{\pm} are the transmission and reflection coefficients for spin states χ_{\pm} , respectively, and the wave vectors under the barrier q_{\pm} are given by

$$q_{\pm} = q_0 \left(1 \pm \gamma \frac{2m_2 k_{\parallel}}{\hbar^2} \right)^{-1/2}, \quad (8)$$

where q_0 is the reciprocal length of decay of the wave function in the barrier for the case when the spin-orbit interaction (1) is neglected

$$q_0 = \sqrt{\frac{2m_2 V}{\hbar^2} - k_z^2 \frac{m_2}{m_1} - k_{\parallel}^2 \left(\frac{m_2}{m_1} - 1 \right)}, \quad (9)$$

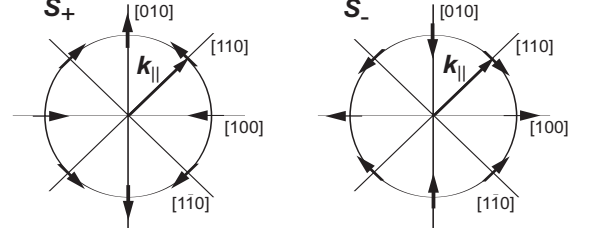


FIG. 2: Spin orientation of eigen states "+" and "-" as a function of the orientation of the in-plane electron wave vector \mathbf{k}_{\parallel} .

and m_i ($i = 1, 2$) are the effective masses outside and inside the tunnelling barrier, respectively. Taking into account the boundary conditions, which require that

$$u_{\pm} \quad \text{and} \quad \frac{1}{m} \frac{\partial u_{\pm}}{\partial z} \quad (10)$$

are continuous at the interfaces, a system of linear equations for t_{\pm} , r_{\pm} , A_{\pm} , and B_{\pm} can be derived. Solution of the system allows one to calculate the coefficients of the transmission t_{\pm} . For the real case $m_2 k_{\parallel} \gamma / \hbar^2 \ll 1$ they are derived to be

$$t_{\pm} = t_0 \exp \left(\pm \gamma \frac{m_2 k_{\parallel}}{\hbar^2} a q_0 \right), \quad (11)$$

where t_0 is the transmission coefficient when the spin-orbit interaction (1) is neglected,

$$t_0 = -4i \frac{m_2}{m_1} \frac{k_z q_0}{(q_0 - ik_z m_2 / m_1)^2} \exp(-a q_0), \quad (12)$$

a is the width of the barrier. The general problem of tunnelling of an electron with arbitrary initial spinor χ can be solved by expanding χ to the eigen spinors χ_{\pm} .

It is convenient to introduce a polarization efficiency \mathcal{P} that determines the difference of tunnelling transmission probabilities for the spin states "+" and "-" through the barrier

$$\mathcal{P} = \frac{|t_{+}|^2 - |t_{-}|^2}{|t_{+}|^2 + |t_{-}|^2}. \quad (13)$$

In our case it has the form

$$\mathcal{P} = \tanh \left(2\gamma \frac{m_2 k_{\parallel}}{\hbar^2} a q_0 \right). \quad (14)$$

At a given initial wave vector of electrons, \mathbf{k} , the polarization efficiency drastically increases with the strength of the Dresselhaus spin-orbit coupling γ (see Eq. 14), and the barrier width a . However while increase the barrier width a increases the tunnelling efficiency one should keep in mind that the barrier transparency decreases simultaneously (see Eq. (12)). In Fig. 3 the efficiency \mathcal{P}

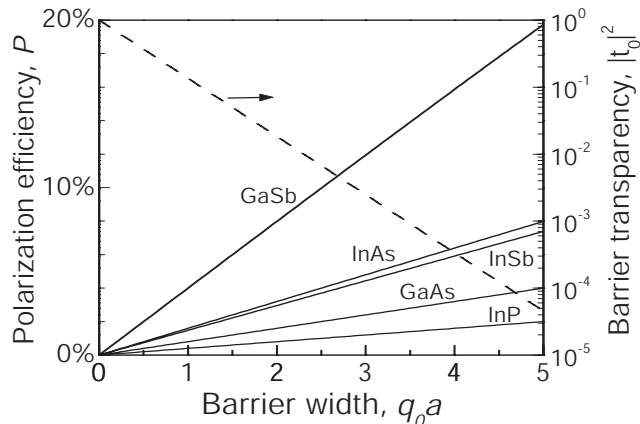


FIG. 3: Coefficient of the polarization efficiency \mathcal{P} as a function of barrier width, aq_0 , for various barrier materials, and $k_{\parallel} = 2 \cdot 10^6 \text{ cm}^{-1}$.

and the barrier transparency $|t_0|^2$ are plotted as a function of the barrier width, $q_0 a$, for various barrier materials. The material parameters γ and effective mass

$m^* = m_2$ used in the calculations are given in the Table 1. One can see that for a reasonable set of parameters given in the figure caption it is possible to achieve spin polarizations of several percents. Tunnelling barriers prepared on the basis of GaSb or its solutions seem to be the most efficient barrier materials for spin selective tunnelling because of the large value of the product γm^* .

The polarization strongly depends on the electron wave vector k_{\parallel} parallel to the barrier (see Eq. (14)). This result suggests a device for spin injection into quantum wells. Let's assume two quantum wells separated by a tunneling barrier, and a current flowing along one of the quantum wells. The in-plane current results in non-zero average electron wave vector k_{\parallel} and, due to the considered effect, in a spin polarization of carriers.

In conclusion, we have demonstrated that the k^3 Dresselhaus terms in the effective Hamiltonian of semiconductors lacking a center of inversion yield a considerable spin polarization of electrons tunnelling through barriers. The effect could be employed for creating spin filters, eg. on the base of type-II strained heterostructures like InAs/GaSb, InSb/GaSb and GaSb/GaAs.

The work was supported by the RFBR, the Presidium of the RAS, and grants of the DFG and INTAS.

* Electronic address: tarasenko@coherent.ioffe.rssi.ru

¹ *Semiconductor Spintronics and Quantum Computation*, eds. D.D. Awschalom, D. Loss, and N. Samarth, in the serie *Nanoscience and technology*, eds. K. von Klitzing, H. Sakaki, and R. Wiesendanger (Springer, Berlin, 2002).

² H.J. Zhu, M. Ramsteiner, H. Kostial, M. Wassermeier, H.-P. Schönherr, and K.H. Ploog, *Phys. Rev. Lett.* **87**, 016601 (2001).

³ P.R. Hammar, and M. Johnson, *Appl. Phys. Lett.* **79**, 2591 (2001).

⁴ A.T. Hanbicki, B.T. Jonker, G. Itskos, G. Kioussoglou, and A. Petrou, *Appl. Phys. Lett.* **80**, 1240 (2002).

⁵ V.F. Mostnyi, V.I. Safarov, J. De Boeck, J. Das, W. van Roy, E. Goovaerts, and G. Borghs, *cond-mat/0110240*

⁶ G. Smidt, D. Ferrand, L.W. Molenkamp, A.T. Filip, and J. van Wees, *Phys. Rev. B* **62**, R4790 (2000).

⁷ E.I. Rashba, *Phys. Rev. B* **62**, R16267 (2000).

⁸ A. Voskoboynikov, S.S. Liu, and C.P. Lee, *Phys. Rev. B*

58, 15397 (1998).

⁹ Yu.A. Bychkov and É.I. Rashba, *Pis'ma Zh. Eksp. Teor. Fiz.* **39**, 66 (1984) [*JETP Lett.* **39**, 78 (1984)].

¹⁰ A. Voskoboynikov, S.S. Liu, and C.P. Lee, *Phys. Rev. B* **59**, 12514 (1999).

¹¹ E.A. de Andrada e Silva, G.C. La Rocca, *Phys. Rev. B* **59**, 15583 (1999).

¹² T. Koga, J. Nitta, H. Takayanagi, and S. Datta, *Phys. Rev. Lett.* **88**, 126601 (2002).

¹³ G. Dresselhaus, *Phys. Rev.* **100**, 580 (1955).

¹⁴ G.E. Pikus, A.N. Titkov, in *Optical Orientation*, eds. F. Meier and B.P. Zakharchenya (Elsevier, Amsterdam, 1984).

¹⁵ E.L. Ivchenko and G.E. Pikus, *Superlattices and Other Heterostructures. Symmetry and Optical Phenomena* (Springer, Berlin, 1995), [2nd edition 1997].