

Magnetic Fingerprints of Fractal Spectra

O. Gat and J. E. Avron

Department of Physics, Technion, 32000, Haifa, Israel

Abstract

We study the $T = 0$ magnetization of the Hofstadter model. Near a rational flux the magnetization as a function of the chemical potential has the structure of a sequence of lines with quantized slopes, connected by lip-shaped regions. The lips admit a semiclassical description. This structure appears on all scales for irrational fluxes that are well approximated by rationals infinitely often.

73.43.-f, 75.20.-g, 75.70.-i

The Hofstadter model [1] describes non-interacting (spinless) electrons moving in the plane under the combined action of magnetic field and a periodic potential. It approximates the Schrödinger equation in two dual limits: When the magnetic field is a weak perturbation of a Bloch band and remarkably also in the dual limit when the magnetic field is so strong that the periodic potential is a perturbation of the lowest Landau level.

The spectral analysis of the model reduces to studying a *family* of one dimensional problems parameterized by a conserved quasi-momentum ξ . For the sake of concreteness and simplicity we shall consider the case where the periodic potential has square symmetry. In this case the corresponding Hamiltonian is:

$$(H(\varphi, \xi)\psi)_j = \psi_{j-1} + \psi_{j+1} + 2 \cos(2\pi\varphi j + \xi) \psi_j, \quad (1)$$

For a split Bloch (Landau) band φ (φ^{-1}) is the flux through a unit cell, measured in units of quantum flux $\Phi_0 = hc/e$, a dimensionless quantity.

Although $H(\varphi, \xi)$ depends analytically on φ its spectral properties are sensitive to the flux: When φ is a rational number the spectrum is a finite collection of energy bands, while for (almost all) irrational fluxes it is a Cantor set of zero Lebesgue measure [2].

Even though both models are described by the same family of operators, their phase diagrams [4] are different, see Fig. 1. The phase diagrams are related by a simple duality relation, Eq. (3) which explains why the phase diagram of the split Bloch band is periodic in φ while the phase diagram of a split Landau band is not periodic in φ^{-1} . Albrecht et. al. [3] recently measured the transport properties of a two dimensional electron gas subject to a superlattice potential and identified substantial portions of the corresponding phase diagram of Fig. 1.

Let $\Omega_b(T, \mu, \varphi)$ be the thermodynamic potential per unit cell of a split Bloch band. By gauge invariance, time-reversal and electron-hole symmetry, Ω_b satisfies

$$\begin{aligned} \Omega_b(T, \mu, \varphi) &= \Omega_b(T, \mu, -\varphi) \\ &= \Omega_b(T, \mu, \varphi + 1) = \mu + \Omega_b(T, -\mu, \varphi) \end{aligned} \quad (2)$$

It follows that the thermodynamic properties for all φ and μ are determined by those for $0 \leq \varphi \leq 1/2$, $\mu < 0$. $\mu = 0$ corresponds to the half-filling point of electron-hole symmetry. In this case it is known that $\varphi = 1/2$ minimizes the ground state energy [5].

The thermodynamic potentials of a split Landau level, Ω_l , and split Bloch band are related by

$$\Omega_l(T, \mu, \varphi) = \varphi \Omega_b(T, \mu, \varphi^{-1}) \quad (3)$$

This is a duality transformation: It is symmetric under the interchange $b \longleftrightarrow l$. It implies that the thermodynamics of the split Bloch band determine the thermodynamics of a split Landau level and vice versa.

To derive the relation between the magnetization and Hall conductances of the two models recall that the filling fraction ρ , the magnetization per unit area, m , and Hall conductance [6], σ , are given by

$$\rho = \left(\frac{\partial \Omega}{\partial \mu} \right)_\varphi, \quad m = -\frac{1}{\Phi_0} \left(\frac{\partial \Omega}{\partial \varphi} \right)_\mu, \quad \sigma = \frac{e^2}{h} \left(\frac{\partial \rho}{\partial \varphi} \right)_\mu. \quad (4)$$

The magnetization and the Hall conductances of the two models are therefore related by:

$$\begin{aligned} m_l(\mu, T, \varphi^{-1}) &= \frac{1}{\Phi_0} \Omega_b(\mu, T, \varphi) - \varphi m_b(\mu, T, \varphi); \\ \sigma_l(\mu, T, \varphi^{-1}) &= \frac{e^2}{h} \rho_b(\mu, T, \varphi) - \varphi \sigma_b(\mu, T, \varphi) \end{aligned} \quad (5)$$

The duality relation of the Hall conductances is a generalization of a relation that follows from the Diophantine equation in [7].

The magnetization is related to the Hall conductance by the Maxwell relation

$$-\left(\frac{\partial m}{\partial \mu}\right)_\varphi = \frac{1}{\Phi_0} \left(\frac{\partial \rho}{\partial \varphi}\right)_\mu = \frac{1}{ec} \sigma. \quad (6)$$

It follows that whenever the Hall conductance is quantized, the magnetization has a quantized slope that is an integer multiple of $1/\Phi_0$. In the Hofstadter model σ_b and σ_l are quantized in the gaps [7,8]. It follows that the magnetization has quantized (and therefore also constant) slopes in the gaps. We now turn to a more detailed study of the magnetization in the gaps at $T = 0$. For a fixed rational φ this is a finite collections of lines, starting with m_b . From Eqs. (4,2) it follows that m_b is a symmetric function of μ .

When $\varphi = p/q$, with p and q relatively prime, the magnetization can be computed numerically. In this case the potential in Eq. (1) is periodic with period q and the spectral analysis of $H(\varphi, \xi)$ further reduces to the study of $q \times q$ matrices $\mathbf{H}(\varphi, \xi, \eta)$ labelled by a second Bloch (quasi) momentum η . The magnetization in the gap of a split Bloch band can be shown to be given by

$$m_b(\mu, \varphi) = -\frac{q}{\Phi_0} \sum_{<, >} \int_0^{2\pi/q} d\eta \int_0^{2\pi/q} d\xi \frac{2\mu - (\varepsilon_{>} + \varepsilon_{<})}{2(\varepsilon_{>} - \varepsilon_{<})^2} \text{Im} \langle u_{>} | \frac{\partial \mathbf{H}}{\partial \eta} | u_{<} \rangle \langle u_{<} | \frac{\partial \mathbf{H}}{\partial \xi} | u_{>} \rangle. \quad (7)$$

ε are the eigenvalues and u the corresponding eigenvectors of the matrix. $>, <$ refer to states above and below the gap. Our numerical results are based on this equation.

The Hofstadter model can be viewed as the result of Peierls substitution [9], which stipulates that in a weak magnetic field the classical Hamiltonian

$$H_B(\xi, \eta) = 2 \cos \xi + 2 \cos \eta \quad (8)$$

associated with Eq. (1) is quantized by imposing $[\xi, \eta] = 2\pi i \varphi$. Fluxes near $\varphi = 0$ can then be analyzed by semiclassical methods where the role of \hbar is played by $2\pi\varphi$. The classical $\xi - \eta$ phase space is the two dimensional torus. Since its area is $(2\pi)^2$, quantization of the torus is consistent provided the number of states, $1/\varphi$, is an integer. For this reason we shall assume that $\varphi = 1/q$.

The classical Hamiltonian $H_B(\xi, \eta)$ is a Morse function with one minimum, (at energy -4), one maximum, (at energy 4), and two saddle points (at energy zero). It follows that the classical trajectories with $E \neq 0$ are contractible and bound a disc like domain. Only the level set $E = 0$ winds around the torus.

Let $S(E) = \int_{H_B < E} d\xi \wedge d\eta$ be the classical action associated with a trajectory of energy E . By the Bohr-Sommerfeld quantization rule, the negative part of the spectrum is given, to leading order in φ , by those energies E_n for which

$$S(E_n) = (n + \gamma)\varphi, \quad \gamma = 1/2, \quad n = 1, \dots, \lfloor q/2 \rfloor \quad (9)$$

This gives a good approximation to the spectrum provided that φ is small and E is far from the separatrix. More precisely, one needs $\varphi \ll |E|$. The energy E_n of Eq. (9) is then an approximation to the n -th energy band which is exponentially localized in energy near E_n . Near the separatrix one finds wider bands which we do not study [10]. We therefore assume below that $\mu \ll -\varphi$. The magnetization for $\mu \gg \varphi$ then follows by Eq. (2). The region which we do not study, $|\mu| = O(\varphi)$, becomes arbitrarily small in the limit $\varphi \rightarrow 0$. This is a limit we eventually take.

Fixing the chemical potential in the n -th gap with $\mu < 0$, the semiclassical thermodynamic potential at $T = 0$ is

$$\Omega_b = \mu\rho - \sum_{j=0}^{n-1} E_j = \mu n\varphi - \varphi \sum_{j=0}^{n-1} S^{-1}((j + \gamma)\varphi). \quad (10)$$

By the second Euler-Maclaurin formula, the sum can be approximated by an integral (to $O(1/q^2)$),

$$\Omega_b(\mu, \varphi) = \mu n\varphi - \int_0^{\varphi n} S^{-1}(x) dx, \quad \mu < 0. \quad (11)$$

The magnetization in the n -th gap is therefore

$$m_b = -\frac{1}{\Phi_0} (\mu - S^{-1}(n\varphi))n \quad (12)$$

and vanishes when $\mu = S^{-1}(n\varphi)$. Since $\gamma = 1/2$ this happens in the middle of the gap, a property also evident in Fig. 2.

Since the slope of m_b in the n -th gap is $\frac{n}{\Phi_0}$, the magnetization increases in this interval from $-\frac{n}{\Phi_0}(E_n - E_{n-1})/2$ to $+\frac{n}{\Phi_0}(E_n - E_{n-1})/2$. The extremal value L_b of the magnetization in the n -th gap is therefore

$$L_b = \pm \frac{n\varphi}{2\Phi_0} S^{-1'}(n\varphi). \quad (13)$$

Fixing the chemical potential μ and letting $\varphi \rightarrow 0$, the product $n\varphi$ approaches the limiting value $S(\mu)$, see (9). The envelope approaches

$$L_b(\mu, \varphi = 0) = \pm \frac{S(\mu)}{2\Phi_0 S'(\mu)}. \quad (14)$$

The graph of $L_b(\mu, 0)$ is shown in Fig. 2 overlaid with numerical results for the magnetization that follow from the (exact) Eq. (7). This graph is an analog of the de Haas-van Alphen oscillations [11].

$L_b(\mu, 0)$ is the mother of all lips: We shall argue below that the lips at other (rational) fluxes are deformations of it. The simplest example of such a deformation are the lips associated with the split Landau level, $L_l(\mu, n)$ for integer flux discussed below, see Fig. 4.

Although the actual shape of the lip $L_b(\mu, 0)$ cannot be expressed in terms of elementary functions, its qualitative features can be readily understood and are determined by the

critical points of the band function $H_B(\xi, \eta)$. Let $\delta\mu$ denote the distance of μ from a band edge. Since H_B is non-degenerate, the action, $S(\mu)$ is linear in $\delta\mu$ near the maximum and the minimum—as for the harmonic oscillator. This says that the lip terminates linearly:

$$S(\mu) \sim |\delta\mu|, \quad L_b(\mu, 0) \sim \pm\delta\mu. \quad (15)$$

Near the separatrix at $E = 0$, which passes through the two saddle points of $H(\xi, \eta)$, the density of states diverges logarithmically and L_b vanishes logarithmically

$$S(\mu) - S(0) \sim \mu \log |\mu|, \quad L_b(\mu, 0) \sim \pm(\log \delta\mu)^{-1}. \quad (16)$$

Consider now the magnetization for φ close to a rational p/q . Since the gap edges are Hölder continuous of order $1/2$ in φ [12], the $q - 1$ gaps ($q - 2$ for even q) persist for nearby fluxes and so does the magnetization in these gaps. The q bands, however, splinter. This breakup can be described by semiclassical methods as follows [13]: For rational flux $\varphi = p/q$, the $q \times q$ matrix $\mathbf{H}(\varphi, \xi, \eta)$ gives rise to q magnetic Bloch bands $E_j(\xi, \eta)$, $j = 1, \dots, q$. Each magnetic Bloch band has one maximum, one minimum and two saddle points that have coinciding energies, and are linked by a separatrix. This is a consequence of Chambers relation [14]. For φ close to p/q , the $q \times q$ matrix valued function is quantized by imposing the commutation relation $[\xi, \eta] = 2\pi i (\varphi - p/q)$.

The semiclassical strategy leading to the qualitative description of the lip at $\varphi = 0$ remains valid in this more general case, but the details are different. (For example, γ does not take a universal value $1/2$ but rather becomes a function of E and φ .) However, one still expects that the envelope of the magnetization is pinched linearly at the band edges and logarithmically at the separatrix. This gives all $L_b(\mu, p/q, j)$, $j = 1, \dots, q$, a lip-like shape, a distorted version of Fig. 2. Getting an explicit expressions for $L_b(\mu, p/q, j)$ is a hard problem which lies beyond the scope of this letter. However, numerical support for our claims is given in Fig. 3. Here the magnetization as a function of the chemical potential is shown for the flux $\varphi = \frac{1}{3+\frac{1}{40}}$ which is close to $\frac{1}{3}$. The three bands of $\varphi = \frac{1}{3}$ split and give rise to rapidly oscillating magnetization with distorted lip-shaped envelopes.

For irrational fluxes φ that are well approximated by rationals (e.g. Liouville numbers) the line to lip structure will appear on infinitely many scales.

Finally we address the magnetization in a split Landau level. Since $m_l(\mu, \varphi^{-1})$ is related to $m_b(\mu, \varphi)$ by Eq. (5), and since Ω_b is a convex function of μ , m_l inherits the qualitative features of m_b . The limit $\varphi \rightarrow \infty$ is exceptional, since in this case m_l is determined by Ω_b alone, which is a continuous function of μ . By Eq. (5) $m_l(\mu, \infty)$ shifts the lips for inverse integer φ , $L_l(\mu, 1/n) = m_l(\mu, \infty) - nL_b(\mu, 0)$.

Acknowledgment: This work is supported by the Technion fund for promotion of research and by the EU grant HPRN-CT-2002-00277.

REFERENCES

- [1] P.G. Harper Proc. Phys. Soc. London **A 68**, 874-892 (1955); D. Hofstadter, Phys. Rev. B **14**, 2239-2249 (1976)
- [2] B. Helffer and J. Sjöstrand, Mem. Soc. Math. France **39**, 1-139 (1989); Y. Last, Comm. Math. Phys. **164** 421-432 (1994); A. Gordon, S. Jitomirskaya, Y. Last and B. Simon, Acta Math. **178** 169-183 (1997)
- [3] C. Albrecht et. al. Phys. Rev. Lett. **86**, 147 (2001)
- [4] D. Osadchy, M.Sc. thesis, Technion, (2002); D. Osadchy and J. Avron, J. Math. Phys. **42**, 5665-5671, (2001)
- [5] Y. Hasegawa, P. Lederer, T. M. Rice, and P. B. Wiegmann Phys. Rev. Lett. **63**, 907-910 (1989); E. Lieb, Phys. Rev. Lett. **73**, 2158-2161 (1994)
- [6] P. Streda, J. Phys. **C15**, L717-21 (1982)
- [7] D. J. Thouless, M. Kohmoto, M. P. Nightingale, and M. den Nijs Phys. Rev. Lett. **49**, 405408 (1982)
- [8] J. Bellissard, A. van Elst, H. Schultz-Baldes, J. Math. Phys. **35**, 5373 (1994); J. E. Avron, R. Seiler and B. Simon, Comm. Math. Phys. **159**, 399-422, (1994).
- [9] R. Peierls, Z. Physik, **3**, 1055 (1933); J. Zak, Phys. Rev. **168** 686-695 (1968); G. Panati, H. Spohn and S. Teufel, math-ph/0212041;
- [10] D. J. Thouless, Comm. Math. Phys. **127**, 187, (1990); G. I. Watson, J. Phys. **A24**, 4999-5010 (1991), B. Helffer and Ph. Kerdelhué, Comm. Math. Phys. **173**, 335, (1995).
- [11] N.W. Ashcroft and N.D. Mermin *Solid state physics*, New York (1976)
- [12] J. E. Avron, P. Van-Mouche and B. Simon, Comm. Math. Phys. **132**, 103-118, (1990), (Erratum: Comm. Math. Phys. **139**, 215, (1991)).
- [13] M. Ya. Azbel, Sov. Phys. JETP **19** 634-645 (1964); M. Wilkinson, J. Phys. A **20** 4337-4354 (1987); M. Wilkinson, J. Phys. **A17**, 3459-3476 (1984); R. Ramal and J. Bellissard, J. Phys-Paris **51**, 1803-1830 (1990); J. Bellissard, C. Kreft and R. Seiler, J. Phys. a **24**, 2329-2353,(1991); B. Helffer and J. Sjöstrand, Mem. Soc. Math. France **40**, 1 (1990).
- [14] W. Chambers, Phys. Rev. A **140**, 135-143(1965)

FIGURES

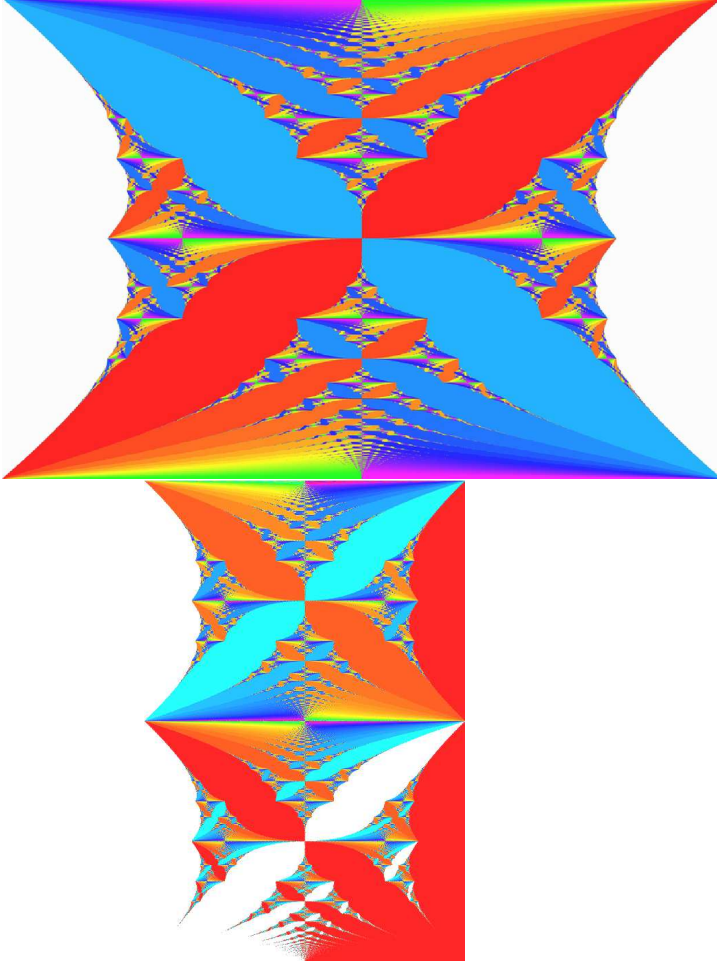


FIG. 1. The quantum phase diagrams of a split Bloch band (left) and split Landau level (right). The horizontal axis is the chemical potential and the vertical axis is $0 \leq \varphi \leq 1$ on the left and $0 \leq \varphi^{-1} \leq 2$ on the right. The colors represent the quantized Hall conductances. The scheme is such that cold colors correspond to negative integers and warm colors positive integers. Zero is white. The red on the right hand side of the right diagram corresponds to unit Hall conductance of a full Landau band.

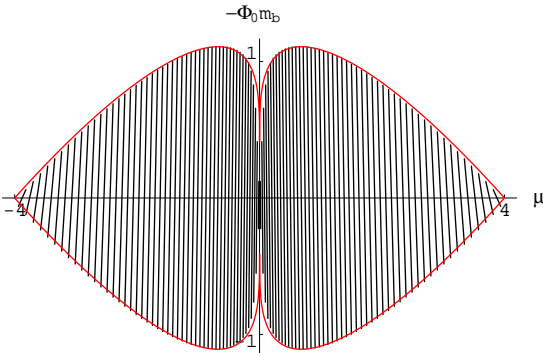


FIG. 2. The graph of the magnetization m_b of a split Bloch band with $\varphi = 1/101$. When φ tends to zero the magnetization has a limiting envelope denoted by $L_b(\mu, 0)$.

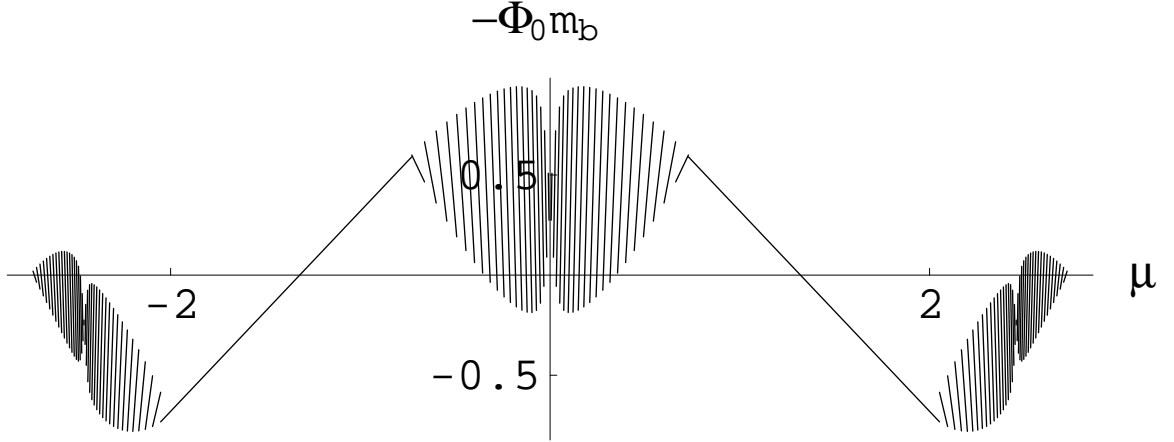


FIG. 3. Plot of the magnetization as function of the chemical potential for flux that is $40/121$ of the unit of quantum flux through the unit cell of the tight binding Hofstadter model. The magnetization is plotted for values of chemical potential that correspond to a spectral gap.

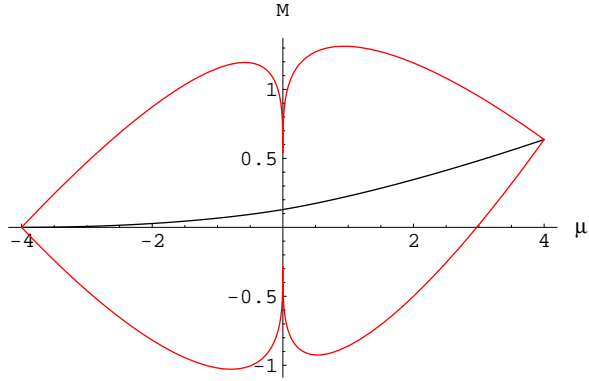


FIG. 4. The central curve gives the limiting magnetization, $m_l(\mu, \varphi = \infty)$ and the upper and lower curves form the lip $L_l(\mu, \varphi = 1)$