

Rotational excitations in concentrated solid Kr–CH₄ solutions.

Calorimetric studies

M.I. Bagatskii, V.G. Manzhelii, I.Ya. Minchina, D.A. Mashchenko,
I.A. Gospodarev.

*Verkin Institute for Low Temperature Physics and Engineering, National Academy of
Sciences of Ukraine, 47, Lenin Ave., 61164, Kharkov, Ukraine.*

Email: bagatskii@ilt.kharkov.ua

The heat capacity of solid Kr–CH₄ solutions with 30 and 60 mol.% CH₄ has been studied at 0.8–20 K. The contribution of the rotational subsystem C_{rot} to the heat capacity of the solutions is separated. The results obtained in this study and Ref. [4] were used to estimate the difference between the lowest-level energies \mathcal{E}_{AT} of the nuclear spin A and T modifications of CH₄ and to find the characteristic conversion times τ for the solutions with 5–60 mol.% CH₄ at low temperatures.

PACS number: 65.40.+g

1. INTRODUCTION

The low temperature dynamics of the quantum rotors (CH₄) subsystem in concentrated solid (CH₄)_nKr_{1–n} solutions is investigated by the calorimetric method. Among inert gases krypton has the Lennard–Jones potential whose parameters approach most closely those of CH₄ [1,2]. CH₄ and Kr therefore form a continuous series of solid solutions at $n < 80$ mol.% CH₄ [2] (the segment of the CH₄–Kr equilibrium diagram in Fig. 1 [3]). This allows investigations not only of isolated molecular rotors but of their interactions as well. The dependence of the translation oscillations of the solution on CH₄ concentration n can be taken into account in the quasi-isotopic approximation.

Solid Kr–CH₄ solutions have been studied quite intensively. The studies of the thermophysical properties of the Kr–CH₄ solutions are surveyed in the Reference Handbook [2]. Recently, the main attention has been concentrated on

the rotational spectra and the rate of the nuclear-spin conversion of CH_4 molecules in these solutions (see below). However, the 6-60 mol.% CH_4 concentration region lacked close approach, which impeded estimation of the rotor interaction effect upon the solution dynamics. The main goal of this study is to obtain information about the characteristic conversion times τ and the low-energy part of the rotational spectrum of the rotor subsystem in concentrated Kr- CH_4 solutions at liquid helium temperatures. The problem and the task are detailed below.

Earlier, the heat capacity of solid Kr- CH_4 solutions was studied in low concentrated solutions with 1, 5, 10 mol.% CH_4 and in the $(\text{CH}_4)_{0.01}\text{Kr}_{0.988}(\text{O}_2)_{0.002}$ solution at 0.7–8 K [4]. We found and analyzed qualitatively the correlation between the experimentally detectable heat capacity and the conversion rate among three nuclear spin modifications of CH_4 (A, T, E) whose molecules have the total nuclear spins $I = 2, 1, 0$, respectively.

The qualitative regularities of nuclear spin conversion were found for non-concentrated solid Kr- CH_4 solutions. It was revealed that at low temperatures conversion is effected mainly by a hybrid mechanism [5]. According to Ref. [5] "the most effective intrinsic mechanism for free rotor molecules is the hybrid process in which the intramolecular dipole-dipole interaction mixes the nuclear spin states and the intermolecular octupole-octupole interaction causes transitions between rotational states and conserves energy by coupling to the lattice". This is manifested by the fast growth of the conversion rate when the CH_4 concentration and hence the number and size of the CH_4 clusters increase in the solution.

Even small amounts of paramagnetic O_2 admixture accelerate the conversion significantly.

Below 3 K the conversion is determined by on the transitions between the ground A- and T- states (see below). The spacing \mathcal{E}_{AT} between ground energy states of the A- and T- modifications of CH_4 in the Kr lattice were calculated

fairly accurately from the calorimetric data for the solid $(\text{CH}_4)_{0.01}\text{Kr}_{0.988}(\text{O}_2)_{0.002}$ solution.

No orientational glass with an indirect interaction was detected in non-concentrated solid CH_4 –Kr solutions [4]. In such glasses the rotational heat capacity of the impurity subsystem is linearly dependent on the temperature and independent of the impurity concentration [6].

The previous investigation [4] is extended here to include higher CH_4 concentrations (30%, 60%) and a wider temperature interval (0,8–20 K). Doing so we expected in particular to use the results obtained along with Ref. [4] and literature data for calculating the total concentration dependence ($0 < n < 1$) of the conversion rate and for evaluating \mathcal{E}_{AT} for the $(\text{CH}_4)_n\text{Kr}_{1-n}$ solutions at low temperatures. Another task was to search for orientation glass in CH_4 –Kr solutions.

It should be noted that concentrated $(\text{CH}_4)_n\text{Kr}_{1-n}$ solutions have enjoyed much less experimental attention than their counterparts with low CH_4 and Kr concentrations (the vicinity of the T – n phase diagram edges in Fig. 1 [3]). Besides, it is easier to interpret the results for weak solutions since the rotational energy spectra of the molecules in the solid methane and isolated CH_4 molecules in the solid Kr matrix have been calculated theoretically [7,8]. There is also experimental information about the CH_4 spectra for these limiting cases [8–13].

The rotational energy spectra of the A-, T-, E- modifications in the octahedral crystal field are shown in Fig. 2 [8]. The A- modification has lowest ground energy state; as a result, the CH_4 molecules all appear to be in this state at $T = 0$ K. At least down to 3 K C_{rot} is determined only by the transitions between the lowest levels of the A- and T- modifications, the change in the energy being $\mathcal{E}_{AT} = \mathcal{E}_{0T} - \mathcal{E}_{0A}$.

Several factors are responsible for the dynamics of rotors in concentrated CH_4 –Kr solutions and this complicates the interpretation of calorimetric results. Concentrated solutions contain many variants of clusters ranging in size and

arrangement of CH₄ molecules. The energy spectra of CH₄ molecules therefore vary widely because CH₄ molecules are exposed to different local symmetries and their non-central interactions with the surroundings are different too. It is very difficult to allow for these non-central interactions even if they are reduced to the nearest neighbors. Because of frustration, the non-central interaction is dependent not only on the number of nearest neighbors, but on their mutual arrangement as well. Besides, it is important that the octupole moment of the CH₄ molecule is dependent on its energy level. In the rotational ground state, the CH₄ molecule has the minimal octupole moment. It increases when the CH₄ molecules change into excited states [7]. As the temperature of the Kr-CH₄ solution rises, the occupancy of the excited states of the CH₄ rotors increases. So do the octupole moment and the interaction of CH₄ molecules, i.e. the CH₄ interaction changes with temperature.

Our calorimetric investigation was expected to show how the above factors influenced the conversion and the low-energy part of the CH₄ rotation spectrum in concentrated CH₄-Kr solutions.

2. EXPERIMENT

The heat capacity of solid CH₄-Kr solutions with the CH₄ concentrations $n = 29.7$ mol.% and 59.9 mol.% was studied at 0.8–20 K by pulse heating using an adiabatic vacuum calorimeter [15]. The change in the sample temperature ΔT during one measurement of heat capacity was about 10% of the initial T_i . The heating time t_h was 2–6 min. The effective time t_m of one heat capacity measurement was $t_m = t_h + t_e$, where t_e is the time taken to achieve a steady time dependence of temperature operation of the calorimeter since the moment of switching off the heating. The sample masses (0.4725 mole ($n = 29.7\%$) and 0.4412 mole ($n = 59.9\%$)) and the concentrations were found from the *PVT* data for the gaseous components, the error being 0.2%. The gas purity was: CH₄ – 99.94% (0.04% N₂, $\leq 0.01\%$ O₂, and Ar), Kr – 99.72% (0.08 N₂, 0.2% Xe,

$< 0.01\%$ O_2 and Ar). The solid solutions were prepared in a calorimeter at $T \approx 70$ K by condensing the gas mixture to the solid phase. This technology ensured homogeneous solutions. The measurement error in the heat capacity was 6% at 0.8 K, 2% at 1 K, 1% at 2 K and 0.5% above 4 K.

In this paper the term “heat capacity” is used for the derivative of the heat transmitted to the system with respect to temperature, no matter whether the system is equilibrium or not.

The heat capacity of phase I (see Fig. 1) of a solid CH_4 –Kr solution was measured by A. Eucken and H. Veight [16] in 1936 ($n = 28$ mol.%, $T = 12$ – 25 K). Our results differ from theirs by 10%, which may be due to possible distinctions in the used temperature scales and deviations from equilibrium.

The rotational heat capacity C_{rot} was obtained by subtracting the translational lattice component C_{tr} from the heat capacity C_{sol} of the solution. In the 30% CH_4 case C_{tr} was assumed to be $C_{tr} = C_{tr,Kr} + \Delta C_{tr,Kr}$, where $C_{tr,Kr}$ is the heat capacity of pure Kr, $\Delta C_{tr,Kr}$ is the change in the translational heat capacity due to the introduction of a lighter CH_4 impurity into the Kr lattice. For the solution with 60% of CH_4 we assumed $C_{tr} = C_{tr,CH_4} + \Delta C_{tr,CH_4}$, where C_{tr,CH_4} is the translational component of the heat capacity of pure methane, $\Delta C_{tr,CH_4}$ is the change translational heat capacity after the heavy Kr impurity was introduced into the CH_4 lattice (the contribution of quasi-local oscillations). C_{tr,CH_4} was calculated on the basis of the Jacobian matrix properties [17] and the characteristic temperature $\Theta = 140$ K. $\Delta C_{tr,Kr}$ and $\Delta C_{tr,CH_4}$ was calculated by the Jacobian matrix method [18] without regard for the changes in the force constants for the mass ratios $m_{CH_4}/m_{Kr} = 0.2$ and $m_{Kr}/m_{CH_4} = 5$ for 30% CH_4 and 60% CH_4 respectively.

The behavior of $C_{rot}(T, n)$ is analyzed comprehensively for temperatures below 3 K. At $T = 2$ K the contribution of $C_{rot}(T, n)$ to C_{sol} is 12% for $n = 5\%$, 61% for $n = 10\%$, 96% for $n = 30\%$ and 99% for $n = 60\%$. The heat capacity of pure Kr (C_{Kr}) was measured by us previously at 0.7 – 20 K. The C_{Kr} results agree well with the data of [41,42]. The limiting Debye temperature at $T \rightarrow 0$ is

$\Theta_0 = 71.6$ K and coincides, within the experimental error, with $\Theta_0 = 71.7$ K [41] and $\Theta_0 = 71.9$ K [42].

3. RESULTS AND DISCUSSION

The experimental C_{sol} values for equilibrium vapor elasticity of solid Kr-CH₄ solutions with $n = 4.93, 9.82$ [4,43]; 29.7 and 59.9 mol.% CH₄ (below $n = 5, 10, 30$ and 60%) are given in Table 1.

The heat capacities C_{rot} of the solution with $n = 4.93, 9.82$ [4], 29.7 and 59.9 mol.% CH₄ normalized to n and the universal gas constant R are shown in Fig. 3. As the temperature rises, the CH₄ rotation approaches the free rotation and the conversion rate increases rapidly [19]. As a result, the “high temperature” heat capacity is close to the equilibrium and C_{rot} should tend to the limiting value for the free rotor ensemble $3R/2$ (see Fig. 3).

It is found experimentally [4] that the contribution of isolated CH₄ molecules (singles) to C_{rot} of the solid Kr-CH₄ solution is negligible at liquid helium temperatures. The explanation is as follows. At these temperatures the characteristic conversion time τ of isolated CH₄ molecules is much longer than the effective time of one heat capacity measurement t_m . Before the experiment, the sample was kept at lowest temperature for about 24 hours so that most CH₄ molecules could convert to the ground state of the A- modification. Since the spacing between the ground and first excited states is large in this modification (~ 55 K [8], see Fig. 2), the overwhelming majority of singles remain in the ground state at liquid helium temperature.

The conversion rate in CH₄ clusters is controlled by the aforementioned hybrid mechanism [5] and proceeds much faster than that of singles [4], as a result the contribution of the clusters to C_{rot} becomes dominant. The heat capacities C_{rot} normalized to the gas constant R and the CH₄ concentration $n' = n(1-(1-n)^{1/2})$ in the clusters are shown in Fig. 4 (on an enlarged scale down to $T = 4.3$ K). The C_{rot}/Rn (Fig. 3) and $C_{rot}/Rn(1-(1-n)^{1/2})$ (Fig. 4) values

practically coincide for concentrated solutions since isolated CH₄ molecules are few in these solutions (see Table 2).

The behavior of C_{rot} varies in solutions with different CH₄ concentrations depending on the particular conversion rate and the energy spectra of CH₄ molecules in each solution. This offers the possibility of obtaining information about the energy spectrum and characteristic conversion times from the heat capacity data.

So far there are no theoretical calculation for the energy spectra of CH₄ rotors in clusters (even two-molecule ones). The CH₄ rotation in Kr-CH₄ solutions at low temperatures was studied by different methods – inelastic neutron scattering (INS) [9,10,19-22], nuclear magnetic resonance (NMR) [11,12,13], spectroscopic methods [24,25]. The INS and NMR data were discussed in the one-particle approximation within a simple mean potential field model for a random distribution of the solution components (Kr,CH₄) over the lattice sites.

At $T < 3$ K, $C_{rot}(T,n)$ is determined only by the transitions of the CH₄ molecules between the lowest levels of the A- and T- modifications (see Fig. 2), the change in the energy being $\mathcal{E}_{AT} = \mathcal{E}_{0T} - \mathcal{E}_{0A}$. We can therefore use the expression for the heat capacity of a two-level system.

$$C_{rot}(T,n) = N k_B (\mathcal{E}_{AT}/T)^2 (g_1/g_0) \exp(-\mathcal{E}_{AT}/T) / (1 + (g_1/g_0) \exp(-\mathcal{E}_{AT}/T))^2, \quad (1)$$

where N is the number of CH₄ molecules in the sample ($N = N_0 n$ per mole, where N_0 is Avogadro number), k_B is the Boltzmann constant, g_0 and g_1 are the degeneracies of the ground and the first excited levels, respectively.

C_{rot} measured for Kr-CH₄ solutions at $T \leq 2.5$ K is shown in Fig. 5 in the $\ln(C_{rot}T^2) \div 1/T$ coordinates (the denominator in Eq. (1) is negligible at $T \leq 2.5$ K and $\mathcal{E}_{AT} \approx 10$ K). The linear dependence $\ln(C_{rot}T^2) \div 1/T$ holds, within the experimental error, for all solutions with $n = 4.93, 9.82, 29.7$ and

59.9 mol.% CH₄. The effective \mathcal{E}_{AT} was found from the straight line slopes (see Table 3). The $\mathcal{E}_{AT}(n)$ values ([4] and these study) are shown in Fig. 6 along with INS [9,10,13,14,20,26] and NMR [11,12] data for temperatures below 5 K. The data [11,12] for $n = 60\text{--}85\%$ CH₄ solutions are rather inaccurate since they were obtained from the best-description condition for the temperature dependence of nuclear magnetic susceptibility in a very wide interval (0.5-20 K). At low CH₄ concentrations in krypton, the calorimetric and INS [9,10] values of \mathcal{E}_{AT} agree well within the measurement error. For the 60% CH₄ solution, \mathcal{E}_{AT} corresponds closely with \mathcal{E}_{AT} extrapolated from the dependence $\mathcal{E}_{AT}(n)$ based on the data of [10,13,14,20,26].

As the number of CH₄ molecules changes in the cluster, so do the local symmetry and the crystal and molecular mean potential fields. The presence of different clusters in the Kr-CH₄ solutions should lead to splitting and smearing of the lines in the energy spectrum of CH₄ rotors. We however see (Fig. 5) that Eq. (1) is obeyed well, which suggests that below 3 K the splitting and smearing of the ground state are quite modest for the T-modification even in the 30% CH₄ and 60% CH₄ solutions. This also shows that the temperature dependence of the characteristic conversion time τ is negligible at 0.8–3 K up to $n = 60\%$ CH₄.

The dependence $\mathcal{E}_{AT}(n)$ is mainly controlled by the molecular mean field, which changes when Kr atoms are replaced by CH₄ molecules. The nonmonotone dependence (Fig. 6) of the effective \mathcal{E}_{AT} on the CH₄ concentration in the low-temperature part of disordered phase I (Fig. 1) is the manifestation of the nonmonotone concentration dependence of the molecular field. At low n the increase in the number of CH₄ neighbors around a CH₄ molecules leads to an increase in the non-central forces acting on this molecules. As a result, \mathcal{E}_{AT} decreases at growing n . However, at high n the non-central forces induced by the surrounding molecules can be partially or completely counterbalanced [7,14,20]. At high n ($n > 0.5$) the effect increases with the CH₄ concentration. \mathcal{E}_{AT} grows approaching \mathcal{E}_{AT} for a free rotor. The effect is particularly pronounced in the low temperature phase II of solid CH₄ in which one fourth of

the molecules behave much like free rotors. The other three fourths are orientationally ordered. The existence of two basically distinct types of sublattices accounts for two an-order-of-magnitude different \mathcal{E}_{AT} -values both in pure CH_4 and in the adjacent phase II of the solid $\text{Kr} - \text{CH}_4$ solution (see Figs. 1, 6).

Let us estimate how much the experimental heat capacities C_{rot}^{exp} deviate from the equilibrium C_{rot}^{theor} in the low temperature region ($T < 3$ K) where Eq. (1) holds. In this region C_{rot}^{exp} is determined by the change in the ground state occupancy of the T- modification during the effective time t_m of one heat capacity measurement.

The $C_{rot}^{\text{exp}} / C_{rot}^{\text{theor}}$ ratios are shown in Fig. 7. C_{rot}^{theor} was calculated for $\mathcal{E}_{AT} = 11.7$ K ($n = 5\%$), 10.8 K ($n = 10\%$), 8.5 K ($n = 30\%$), 7.4 K ($n = 60\%$) by Eq. (1). $K' = C_{rot}^{\text{exp}} / C_{rot}^{\text{theor}}$ equals the ratio of the number of CH_4 molecules which underwent the $\mathcal{E}_{0A} \rightarrow \mathcal{E}_{0T}$ transformation during the time t_m in the real experiment to the corresponding number of molecules for the equilibrium A-T-E distribution.

At liquid helium temperatures C_{rot}^{exp} is determined only by the conversion of the CH_4 molecules in clusters (see above). The matrix-isolated molecules contribute negligibly [4]. In this case it is reasonable to use $K'' = K' / (1 - (1 - n)^{12})$ which is similar to K' when only clustered molecules are considered. At high concentrations of methane K' and K'' practically coincide (see Table 3).

The information obtained can be used to estimate the characteristic conversion time τ in clusters at $T < 3$ K. Note that before experiment the sample was kept for about 24 hours at the lowest measurement temperature so that the overwhelming majority of CH_4 molecules could convert into the ground state of the A-modification. Relaxation of the rotor subsystem in the clusters to the equilibrium distribution of the nuclear-spin modifications is described as [19,27]

$$N(T_{i+1}, \infty) - N(T, t) = (N(T_{i+1}, \infty) - N(T_i, 0)) \exp(-t/\tau), \quad (2)$$

where τ is the characteristic time of A – T ground state conversion, T_i is the sample temperature at the moment of switching on the heating ($t=0$), T_{i+1} is the heating – produced temperature. The time needed to achieve T_{i+1} is much longer than τ . In Eq.(2) it is $t = \infty$. $N(T_i, 0)$ and $N(T_{i+1}, \infty)$ mean the equilibrium number of the CH₄ molecules with the energy \mathcal{E}_{0A} in the clusters at T_i and T_{i+1} . $N(T, t)$ is the number of the CH₄ molecules with the energy \mathcal{E}_{0A} in the clusters at $T_i < T < T_{i+1}$ at the instant of time t . We write Eq. (2) for the instant of time $t = t_m$. In the left-hand side of Eq. (2) we add and subtract $N(T_i, 0)$:

$$[N(T_{i+1}, \infty) - N(T_i, 0)] + [N(T_i, 0) - N(T, t_m)] = [N(T_{i+1}, \infty) - N(T_i, 0)] \times \exp(-t_m/\tau).$$

This expression can be re-written as:

$$1 - \{[N(T, t_m) - N(T_i, 0)]/[N(T_{i+1}, \infty) - N(T_i, 0)]\} = \exp(-t_m/\tau). \quad (3)$$

Since we describe the conversion of CH₄ molecules in clusters, the second term in the left-hand side of Eq.(3) is K'' . This relation can be re-written as:

$$1 - K'' = \exp(-t_m/\tau).$$

Which gives:

$$\tau = -t_m/\ln(1-K'') \quad (4)$$

The effective times τ calculated by Eq. (4) for the solutions with $n = 5, 10, 30, 60$ mol.% CH₄ are summarized in Table 3 and in Fig. 8 (along with literature data [11,19,29,30]). The calculation by Ref. [4] for (CH₄)_{0.01}Kr_{0.988}(O₂)_{0.002} is

shown too (the paramagnetic O_2 admixture stimulates conversion). But in the latter case Eq. (4) should have K'' instead of K' .

Let us remember that Eq.(2) is written using a unified characteristic time τ to describe the conversion of CH_4 molecules in CH_4 clusters varying in size and shape. This implies that τ -values calculated by Eq. (4) are effective (averaged over the clusters) times of conversion for the solutions investigated.

The τ value that we measured for the $n = 5\%$ CH_4 solution is about four times lower than the INS- based result for the $n = 0.3\%$ CH_4 case [19]. This is not in conflict with the data of [31,32] and supports [4,33] our conclusion about predominance of the hybrid mechanism of conversion at low temperatures [5]. In the solution with $n = 0.3\%$ CH_4 nearly all CH_4 molecules are matrix-isolated. According to [5], their conversion is much slower than that of clustered CH_4 molecules.

It is seen in Table 3 that the O_2 admixture has accelerated considerably the conversion of isolated CH_4 molecules in the Kr matrix, which agrees qualitatively with theoretical [5] and experimental [4,27,33-39] data for the O_2 admixture effect upon the conversion in solid CH_4 and Kr- CH_4 solutions.

The conversion of isolated CH_4 molecules in the Kr matrix can be stimulated by the isotope ^{83}Kr , too (11.56% in natural gas, the nuclear spin is 9/2 atomic units). Earlier, the effect of matrix isotopes with non-zero nuclear spins upon the conversion of the molecules introduced into solid inert gases was approached theoretically only for linear $^{14}N_2$ and $^{15}N_2$ molecules [40]. We did not detect any ^{83}Kr effect during the time t_m [4], which implies that ^{83}Kr is a much weaker conversion-stimulator than the hybrid mechanism or the paramagnetic O_2 admixture.

As to the orientational octupole glass, no clear evidence of its presence was found in the solutions with $n \leq 60\%$ CH_4 (see Figs. 3, 4). This suggests that below 3K the splitting and smearing of the lower energy levels of quantum CH_4

rotors caused by their octupole-octupole interaction and the local symmetry violations are smaller than the mean spacing \mathcal{E}_{AT} of these spectral levels.

It is therefore interesting to continue a search for octupole glass at low temperatures and CH_4 concentrations near the phase II boundary.

CONCLUSIONS

Solid CH_4 -Kr solutions enable us to study the dynamics of quantum rotors (CH_4) in the crystal in a wide range of temperatures and rotor concentrations. The quantum effects of the rotor subsystem are most pronounced at liquid helium temperatures. Of special interest are the energy spectra of the rotational motion and conversion in the rotor subsystem. This information permits us to estimate the thermodynamic properties of the rotor subsystem and to find the time necessary to achieve the equilibrium in the solution. Until recently, such information was unavailable for the concentration region $n = 6 - 60\%$ CH_4 . The goal of this study was to derive the lacking information at liquid helium temperatures and to discuss the dependences obtained.

Proceeding from the heat capacity data for solid CH_4 -Kr solutions measured in this study and in [4], we were able to separate the contributions of the rotor subsystem to the heat capacity. Based on the analysis of the contributions, the concentration dependences were obtained for the characteristic conversion time $\tau(n)$ and the energy difference $\mathcal{E}_{AT}(n)$ between the rotational ground states of the A- and T- modifications of CH_4 . The value \mathcal{E}_{AT} just determines the contribution of the rotor subsystem to the thermodynamic properties of the solution at liquid helium temperatures.

The dependences $\mathcal{E}_{AT}(n)$ and $\tau(n)$, along with literature data for $n < 6\%$ and $n > 60\%$ CH_4 , cover the whole concentration region where solid CH_4 -Kr solutions can exist. The non-monotonic dependence $\mathcal{E}(n)$ in orientationally disordered phase I can be attributed to the non-monotonic dependence of the molecular field on the CH_4 concentration n . At low n the increasing number of CH_4 neighbors around a CH_4 molecule enhances the molecular field. \mathcal{E}_{AT}

decreases with growing n . At high n , however, because of frustration, the effects counterbalancing the non-central forces of the CH_4 neighbors upon the surrounded CH_4 molecule become strong [7,14,20]. As a result, the molecular field is depressed and \mathcal{E}_{AT} increases approaching the value typical for a free rotor.

Note that at high n ($n > 0.8$) there is also a mechanism enhancing the molecular field and much decreasing \mathcal{E}_{AT} at growing n . This mechanism however operates in phase II of the solid solution in the sublattices with a long-range orientational order [7,13].

There is experimental evidence in [4] that the CH_4 conversion is much faster in clusters than in isolated CH_4 molecules (singles). This is in qualitative agreement with the theoretical predictions by Nijman and Berlinsky [5] about the predominant hybrid mechanism of conversion for weakly retarded CH_4 molecules. According to this mechanism, the increase in the non-central interaction of CH_4 molecules in the clusters leads to shorter τ . As a result, the non-monotonic dependence $\tau(n)$ may be attributed to the above non-monotonic concentration dependence of the molecular field acting upon the CH_4 molecule.

The proposed qualitative interpretation of the dependences $\mathcal{E}_{AT}(n)$ and $\tau(n)$ cannot be taken as a rigorous consideration as it does not allow for some factors, such as the diversity of clusters, dependence of the molecular field value and symmetry upon the cluster shape and size. In any event the problem is very complicated, and we can hardly expect a rigorous theory for solid CH_4 -Kr solutions in the nearest future.

Two more results of this study are worthy of notice here. It is shown that the values of splitting and smearing of the ground state of the T- modification of CH_4 are small and not obvious in the behavior of heat capacity at helium temperatures, even in the solution with 60 % CH_4 .

No octupole glass was detected in the solution with $n = 60$ % CH_4 .

A further increase in the CH₄ concentration will make the splitting of the ground state of the T– modification inevitably obvious, and detection of octupole glass will be quite probable.

We are planning to continue the low temperature investigation of the solid (CH₄)_nKr_{1-n} solutions with the CH₄ concentrations $n = 0.6 - 1$.

ACKNOWLEDGEMENTS

The authors are indebted to A.I. Prokhvatilov, M.A. Strzhemechny, and A.I. Krivchikov for helpful discussions. The work was supported by the Ukraine Minister of Education and Science (Project “New quantum and anharmonic effects in crystal solutions”, No 02.07/00391-2001).

REFERENCES

1. V.G. Manzhelii, A.I. Prokhvatilov, V.G. Gavrilko, A.P. Isakina, *Structure and Thermodynamic Properties of Cryocrystals*, (Handbook, Begell House, inc., New York, Wallingford, (UK), 1998).
2. V.G. Manzhelii, A.I. Prokhvatilov, I.Ya. Minchina, L.D. Yantsevich, *Handbook of Binary Solutions of Cryocrystals*, (Begell House, inc., New York, Wallingford, (UK), 1996).
3. S. Grondey, *Eingefrorene Orientierungs-und Rotationsanregungen in festen Mischungen von Methan und Krypton (Neutronenstreuexperiment)*, (Als Manuskript gedruckt, Berichte der Kernforschungsanlage Julich – Nr. 2083, Institut für Festkörperforschung, Jul – 2083, 1986).
4. I.Ya. Minchina, V.G. Manzhelii, M.I. Bagatskii, O.V. Sklyar, D.A. Mashchenko, and M.A. Pokhodenko, *Low Temp. Phys.* **27**, 568 (2001) [*Fiz. Nizk. Temp.* **27**, 773 (2001)].
5. A.J. Nijman, A.J. Berlinsky, *Canad. J. Phys.* **58**, 8, 1049 (1980).
6. M.I. Bagatskii, V.G. Manzhelii, M.A. Ivanov, P.I. Muromtsev, I.Ya. Minchina, *Sov. J. Low Temp. Phys.* **18**, 801 (1992), [*Fiz. Nizk. Temp.* **18**, 1142 (1992)].

7. T. Yamamoto, Y. Kataoka, K. Okada, *J. Chem. Phys.* **66**, 2701, (1977).
8. K. Nishiyama, T. Yamamoto, *J. Chem. Phys.* **58**, 3, 1001 (1973).
9. B. Asmussen, W. Press, M. Prager, and H. Blank, *J. Chem. Phys.* **98**, 158 (1993).
10. B. Asmussen, W. Press, M. Prager, and H. Blank, *J. Chem. Phys.* **97**, 1332 (1992).
11. P. Calvani and H. Glatthli, *J. Chem. Phys.* **83**, 1822 (1985).
12. P. Calvani and H. Glatthli, *Solid State Commun.* **50**, 169 (1984).
13. Werner Press, *Rotational Excitations in Disordered Molecular Solids*, Dynamics of Molecular Crystals, 615, (1987).
14. S. Grondey and M. Prager, W. Press, *J. Chem. Phys.* **86**, 6465 (1987).
15. M.I. Bagatskii, I.Ya. Minchina, V.G. Manzhelii, *Sov. J. Low Temp. Phys.* **10**, 542 (1984), [*Fiz. Nizk. Temp.* **10**, 1039 (1984)].
16. A. Eucken, H. Veith, *Z. Phys. Chem. B* **34**, 275 (1936).
17. V.I. Peresada, *Zh. Eksp. Teor. Fiz.* (in Russian), **53**, 605 (1967).
18. V.I. Peresada, V.P. Tolstoluzhskii, *Sov. J. Low Temp. Phys.* **3**, 378 (1977), [*Fiz. Nizk. Temp.* **3**, 788 (1977)].
19. S. Grieger, H. Friedrich, B. Asmussen, K. Guckelsberger, D. Nettling, W. Press, and R. Scherm, *Z. Phys. B., Condens. Matter.* **89**, 203 (1992).
20. S. Grondey, M. Prager, W. Press and A. Heidemann, *J. Chem. Phys.* **85**, 2204 (1986).
21. W. Press, *J. Chem. Phys.* **56**, 2597 (1972).
22. K.J. Lushington, *J. Chem. Phys.* **76**, 3843 (1982).
23. F. De Luca and B. Maraviglia, *Chem. Phys. Lett.* **101**, 300 (1983).
24. Ken'ishi Nishiyama, *J. Chem. Phys.* **56**, 5096 (1972).
25. A. Kabana, G.B. Savitsky, and D.F. Hornig, *J. Chem. Phys.* **39**, 2942 (1963).
26. Werner Press, *Single-Particle Rotations in Molecular Crystals*, Vol. **92** (Springer Tracts in Modern Physics, Springer-Verlag, Berlin,

- Heidelberg, New York, 1981).
27. H.P. Hopkins, P.Z. Donoho, K.S. Pitzer, *J. Chem. Phys.* **47**, 864 (1967).
 28. A.I. Prokhvatilov, A.P. Isakina, *Fiz. Nizk. Temp.* **10**, 1206 (1984), [*Sov. J. Low Temp. Phys.* **10**, 631 (1984)].
 29. J.E. Piott, W.D. McCormik, *Can. J. Phys.* **54**, 1784 (1976).
 30. J. Higinbotham, B.M. Wood, and R.F. Code, *Phys. Lett.*, **66A**, 237 (1978).
 31. V.V. Dudkin, B.Ya. Gorodilov, A.I. Krivchikov, and V.G. Manzhelii, *Low Temp. Phys.* **26**, 762 (2000), [*Fiz. Nizk. Temp.* **26**, 1023 (2000)].
 32. A.I. Krivchikov, B.Ya. Gorodilov, V.V. Dudkin, and V.G. Manzhelii, *Third International Conference on Cryocrystals and Quantum Crystals*, (Abstracts and Programme) Sklarska Poreba, Poland, 64 (2000).
 33. I. Minchina, V. Manzhelii, M. Bagatskii, O. Sklyar, D. Mashchenko, *Third International Conference on Cryocrystals and Quantum Crystals*, (Abstracts and Programme) Sklarska Poreba, Poland, 74 (2000).
 34. F.H. Frayer and G.E. Eving, *J. Chem. Phys.* **48**, 781 (1968).
 35. H. Glatthli, A. Sentz, M.K. Eisen, *Phys. Rev. Lett.* **28**, 871 (1972).
 36. A. Heidemann, K.J. Lushington, J.A. Morrison, K. Neumaier, and W. Press, *J. Chem. Phys.* **81**, 5799, (1984).
 37. G.J. Vogt and K.S. Pitzer, *J. Chem. Thermodynam.* **8**, 1011 (1976).
 38. I.N. Krupskii, V.M. Gasan, A.I. Prokhvatilov, *Solid State Commun.* **15**, 803 (1974).
 39. A.N. Aleksandrovskii, V.B. Kokshenev, V.G. Manzhelii, and A.M. Tolkachev, *Sov. J. Low Temp. Phys.* **4**, 435 (1978), [*Fiz. Nizk. Temp.* **4**, 915 (1978)].
 40. M.A. Strzhemechny and O.I. Tokar, *Sov. J. Low Temp. Phys.* **12**, 486 (1986), [*Fiz. Nizk. Temp.* **12**, 857 (1986)].
 41. R.H. Beaumont, H. Chihara, and J.A. Morrison, *Proc. Phys. Soc.* (London), **78**, 1462, (1961).
 42. L. Finegold and N.E. Phillips, *Phys. Rev.*, **177**, 1383, (1969).

43. M.I. Bagatskii, Thesis Doctor's, Kharkov, Ukraine, 2000.

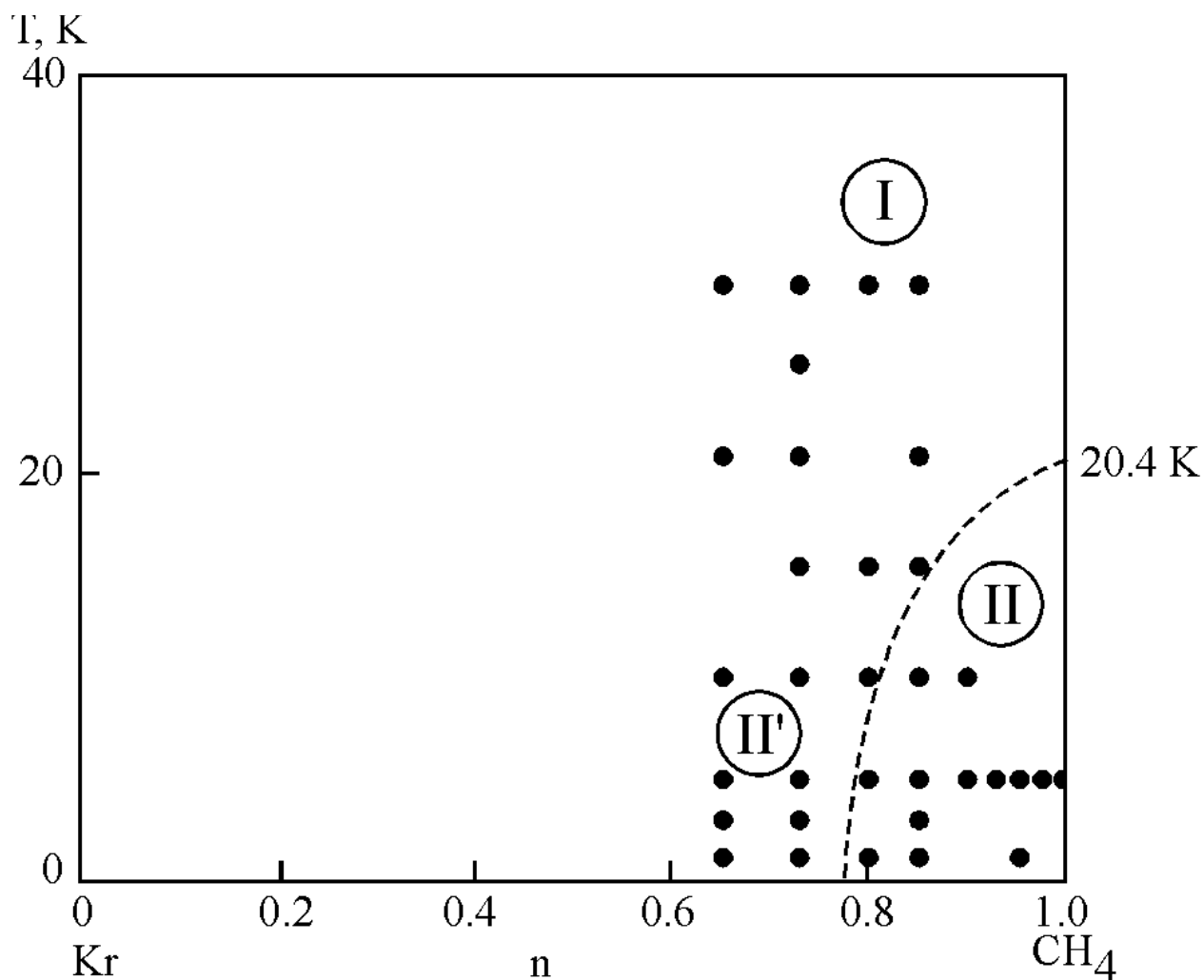


Fig. 1. The phase diagram region for solid Kr-CH₄ solutions (S .Grondy (1986) [3])). II – partially ordered phase, II' – octupole glass, I – orientationally disordered phase (hindered rotation of molecules); - - - - - expected position of the interphase boundary. Points show the temperature and CH₄ concentration where in neutron diffraction experiments were made.

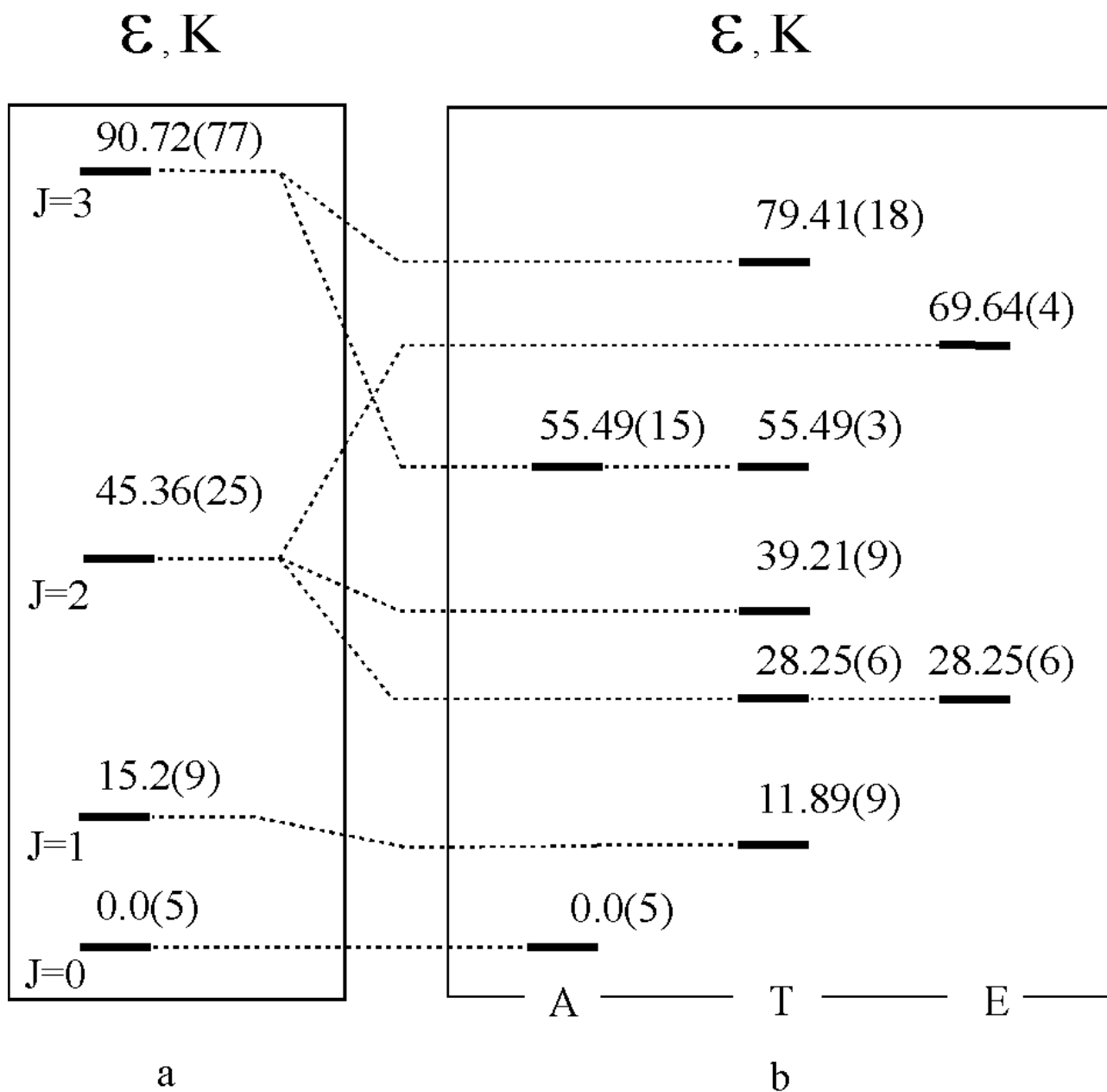


Fig. 2. Rotational energy spectrum for the A-, T-, E- modifications of CH₄ molecules: a – free rotator, b – solid Kr-CH₄ solution, calculated in [8]. J – rotational quantum number; \mathcal{E} – energy (level degeneracy's are in brackets to the right).

Table 1. The experimental C_{sol} values for equilibrium vapor elasticity of solid Kr-CH₄ solutions with $n = 4.93, 9.82$ [4,43]; 29.7 and 59.9 mol.% CH₄.

T, K	C_{sol} , J/mol×K	T, K	C_{sol} , J/mol×K	T, K	C_{sol} , J/mol×K	T, K	C_{sol} , J/mol×K
n = 4.93 mol.%							
1.2053	0.0097	2.043	0.0510	4.121	0.570	5.845	1.790
1.2703	0.0116	2.044	0.0515	4.122	0.562	6.211	2.14
1.4745	0.0178	2.075	0.0535	4.135	0.567	6.427	2.31
1.4773	0.0180	2.352	0.0810	4.573	0.803	6.427	2.29
1.4801	0.0182	2.434	0.0905	4.840	0.942	6.646	2.51
1.4804	0.0182	2.444	0.0930	4.989	1.095	7.034	2.88
1.4880	0.0186	2.740	0.134	4.993	1.075	7.285	3.11
1.6365	0.0251	2.946	0.177	5.018	1.080	7.444	3.25
1.6886	0.0274	3.138	0.227	5.040	1.100	7.752	3.65
2.036	0.0500	3.190	0.238	5.356	1.330	7.983	3.88
2.037	0.0501	3.465	0.309	5.409	1.390	7.987	3.82
n = 9.82 mol.%							
1.0414	0.0071	1.8515	0.0780	3.463	0.592	3.957	0.855
1.0545	0.0076	1.9316	0.0835	3.602	0.630	4.208	1.125
1.1251	0.0096	2.006	0.0935	3.759	0.816	4.547	1.330
1.1840	0.0128	2.106	0.122	3.776	0.831	4.927	1.685
1.2865	0.0169	2.227	0.152	3.794	0.748	5.322	2.10
1.3836	0.0254	2.398	0.200	3.800	0.776	5.787	2.56
1.4717	0.0316	2.482	0.229	3.806	0.804	6.263	2.93
1.5698	0.0397	2.546	0.224	3.817	0.733	6.859	3.50
1.6665	0.0505	3.054	0.370	3.820	0.817	6.942	3.58
1.7576	0.0620	3.235	0.470	3.838	0.797	7.484	4.12
1.8226	0.0790	3.415	0.595	3.952	0.905	7.689	4.22
n = 29.73 mol.%							
0.9109	0.0285	2.080	1.08	5.255	3.64	10.596	8.62
0.9686	0.0470	2.379	1.51	5.859	4.27	11.180	9.09
1.0090	0.0765	2.711	1.91	6.626	4.86	11.311	9.21
1.0539	0.0830	2.860	1.77	6.841	5.01	12.091	9.90
1.1194	0.120	2.972	2.01	7.524	5.57	12.141	9.91
1.2835	0.222	3.065	2.29	8.109	6.03	13.027	10.98
1.3610	0.272	3.217	2.40	8.753	6.74	13.965	11.46
1.4408	0.355	3.453	2.58	9.487	7.73	15.060	12.12
1.5773	0.498	3.610	2.64	9.865	8.08		
1.7506	0.699	4.022	3.15	10.063	8.23		
1.8760	0.893	4.928	3.55	10.445	8.50		

T, K	C _{sol} , J/mol×K	T, K	C _{sol} , J/mol×K	T, K	C _{sol} , J/mol×K	T, K	C _{sol} , J/mol×K
n = 59.9 mol.%							
0.8629	0.113	1.6184	1.68	3.029	4.57	7.212	6.25
0.9156	0.188	1.7789	2.21	3.213	4.73	7.892	6.69
0.9509	0.194	1.8823	2.49	3.361	4.86	8.594	7.35
1.0240	0.310	1.9261	2.61	3.622	4.83	9.313	8.27
1.0775	0.385	2.000	2.79	3.726	4.85	10.097	9.11
1.0888	0.395	2.088	3.08	4.363	4.95	11.932	10.37
1.1711	0.510	2.187	3.33	4.989	5.04	13.085	11.52
1.2881	0.820	2.441	3.82	5.655	5.31	14.458	12.01
1.3618	1.09	2.582	4.17	6.118	5.53	16.090	13.74
1.4358	1.16	2.712	4.35	6.593	5.81	17.888	15.61
1.5730	1.50	2.873	4.51	7.123	6.18	19.654	16.02

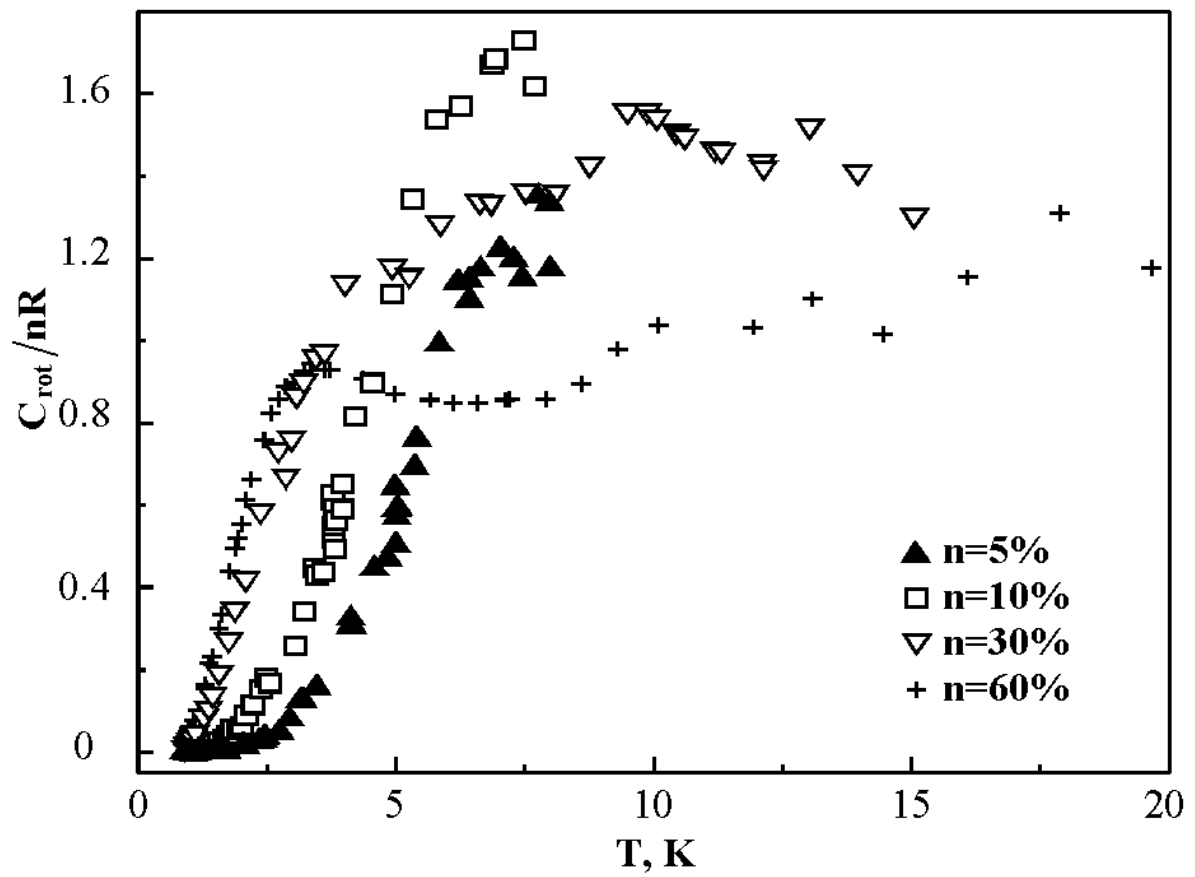


Fig. 3. Normalized heat capacity C_{rot}/Rn of solid solutions $(CH_4)_nKr_{1-n}$.

Table 2. Relative concentrations of CH₄ clusters and CH₄ molecules in the clusters in a binary solution (fcc lattice, random component distribution in the solution): n – CH₄ concentration, n_1 – concentration of singles ($n_1 = (1 - n)^{12}$); n_2 – concentration of two particle clusters ($n_2 = 6n(1 - n)^{18}$); $(1 - n_1)$ – concentration of particles in clusters without singles; $(1 - n_1 - 2n_2)$ – concentration of particles in clusters with more than two particles.

n	n_1	n_2	$1 - n_1$	$1 - n_1 - 2n_2$
0.01	0.886	5.01×10^{-2}	0.114	1.4×10^{-2}
0.02	0.785	8.34×10^{-2}	0.215	4.8×10^{-2}
0.05	0.540	0.119	0.460	0.221
0.10	0.282	9.01×10^{-2}	0.718	0.537
0.20	6.87×10^{-2}	2.16×10^{-2}	0.931	0.888
0.30	1.38×10^{-2}	2.93×10^{-3}	0.986	0.980

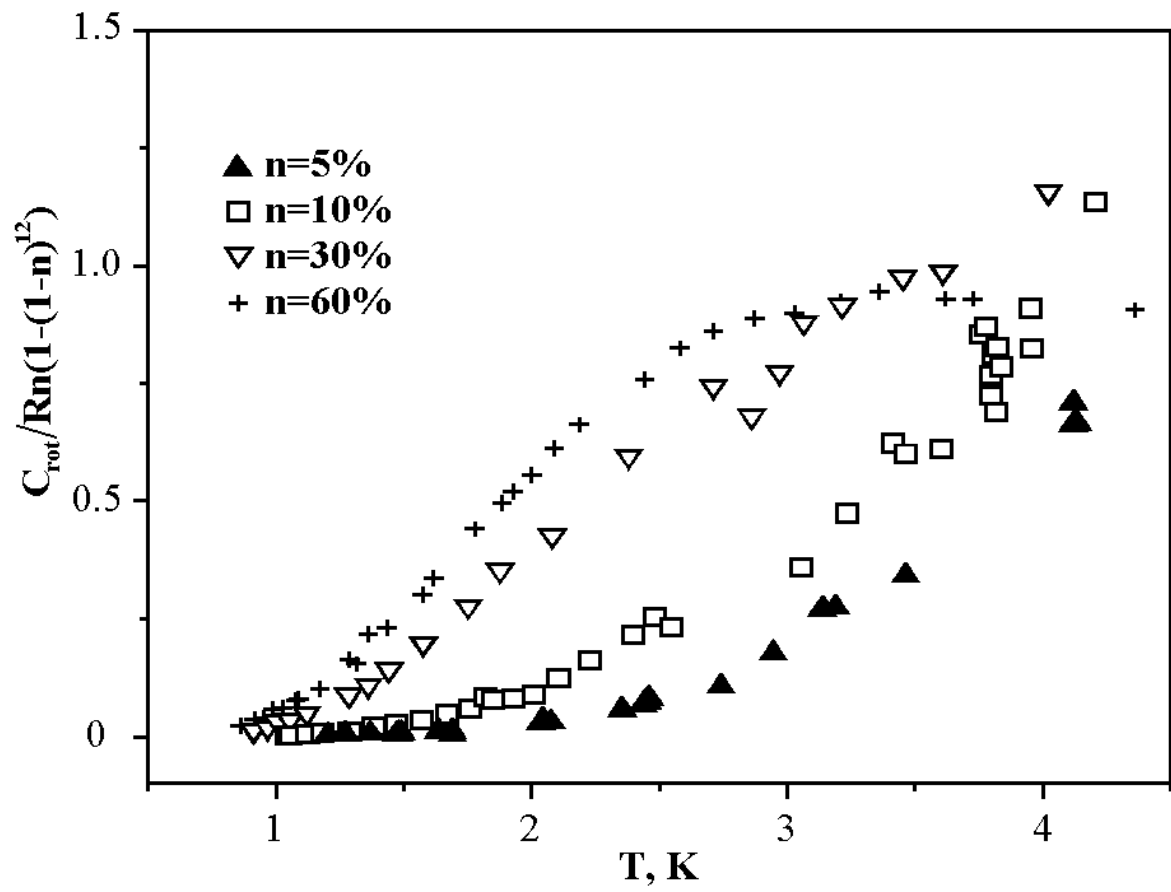


Fig. 4. Normalized heat capacity $C_{rot}/Rn(1-(1-n)^{12})$ of solid solutions $(\text{CH}_4)_n\text{Kr}_{1-n}$.

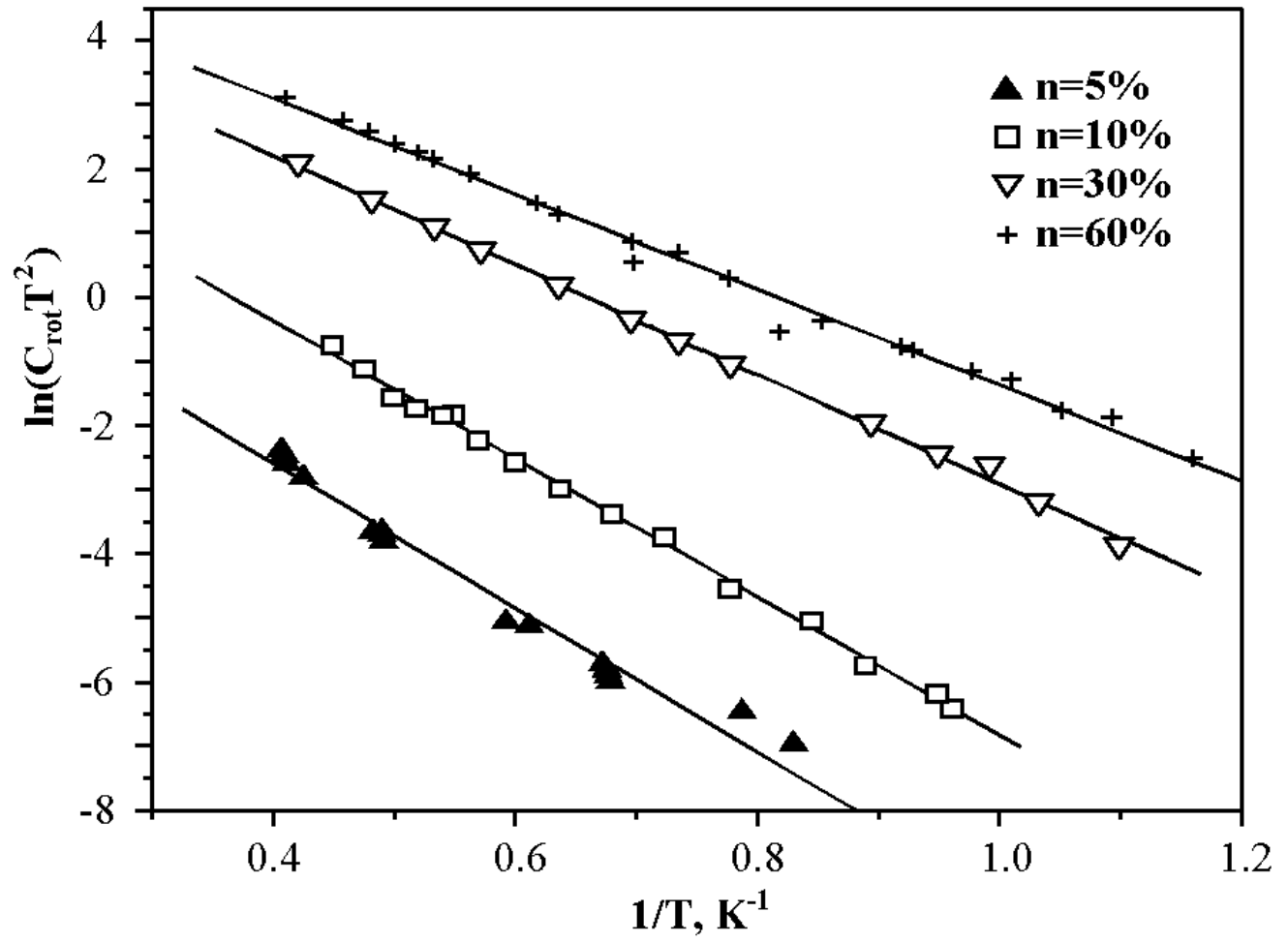


Fig. 5. Temperature dependences of heat capacity C_{rot} of solid solutions $(CH_4)_nKr_{1-n}$.

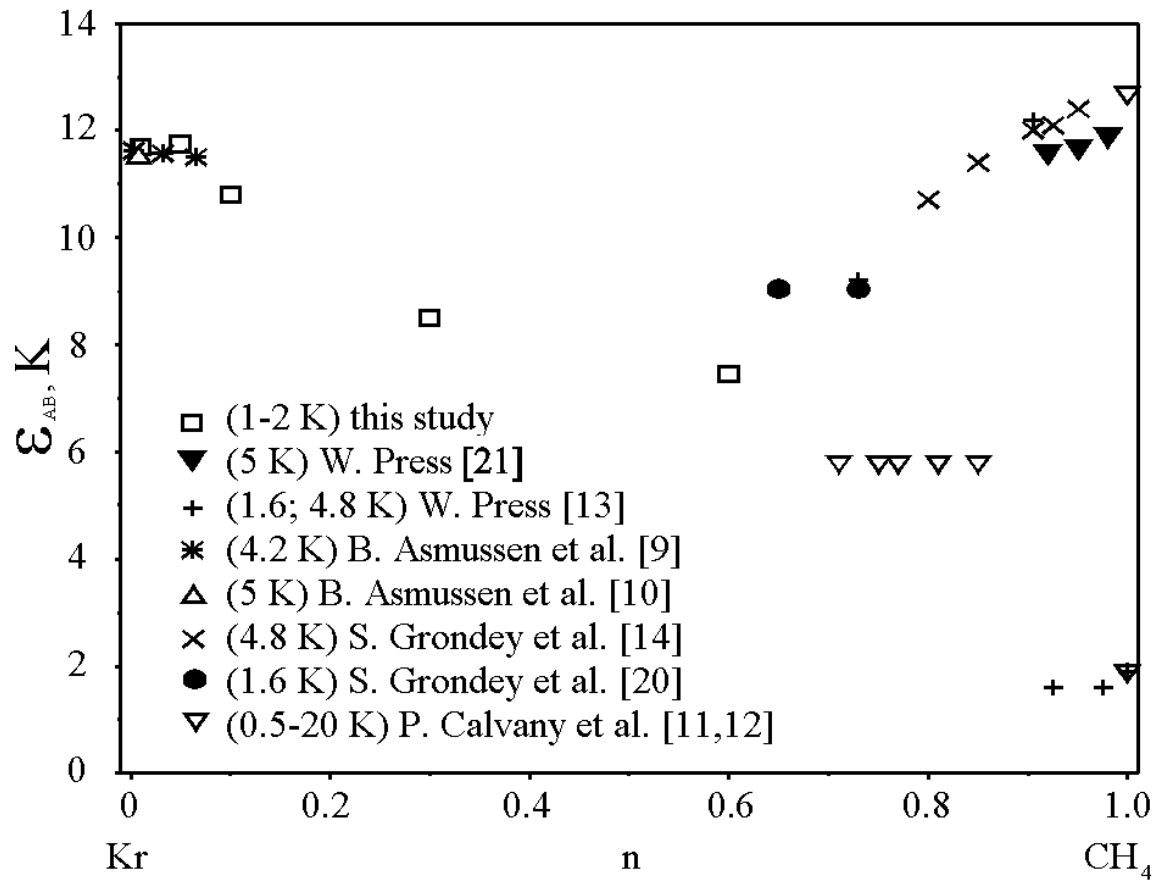


Fig. 6. Concentration dependences of mean (effective) energies ϵ_{AT} for solid solutions $(\text{CH}_4)_n\text{Kr}_{1-n}$.

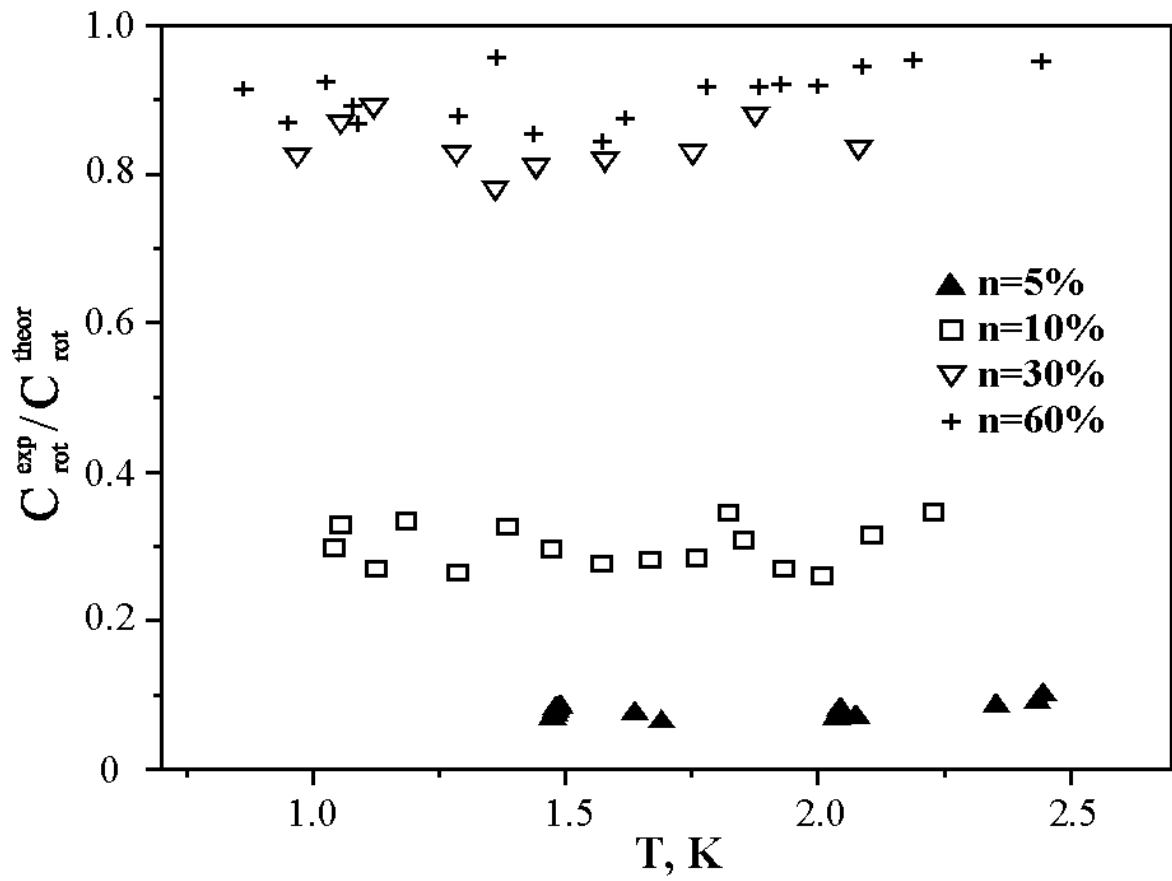


Fig. 7. Temperature dependences $C_{rot}^{exp} / C_{rot}^{theor}$ for solid solutions $(CH_4)_nKr_{1-n}$. C_{rot}^{theor} is calculated for $\mathcal{E}_{AT} = 11.7$ K ($n = 5\%$); $\mathcal{E}_{AT} = 10.8$ K ($n = 10\%$); $\mathcal{E}_{AT} = 8.5$ K ($n = 30\%$); $\mathcal{E}_{AT} = 7.4$ K ($n = 60\%$).

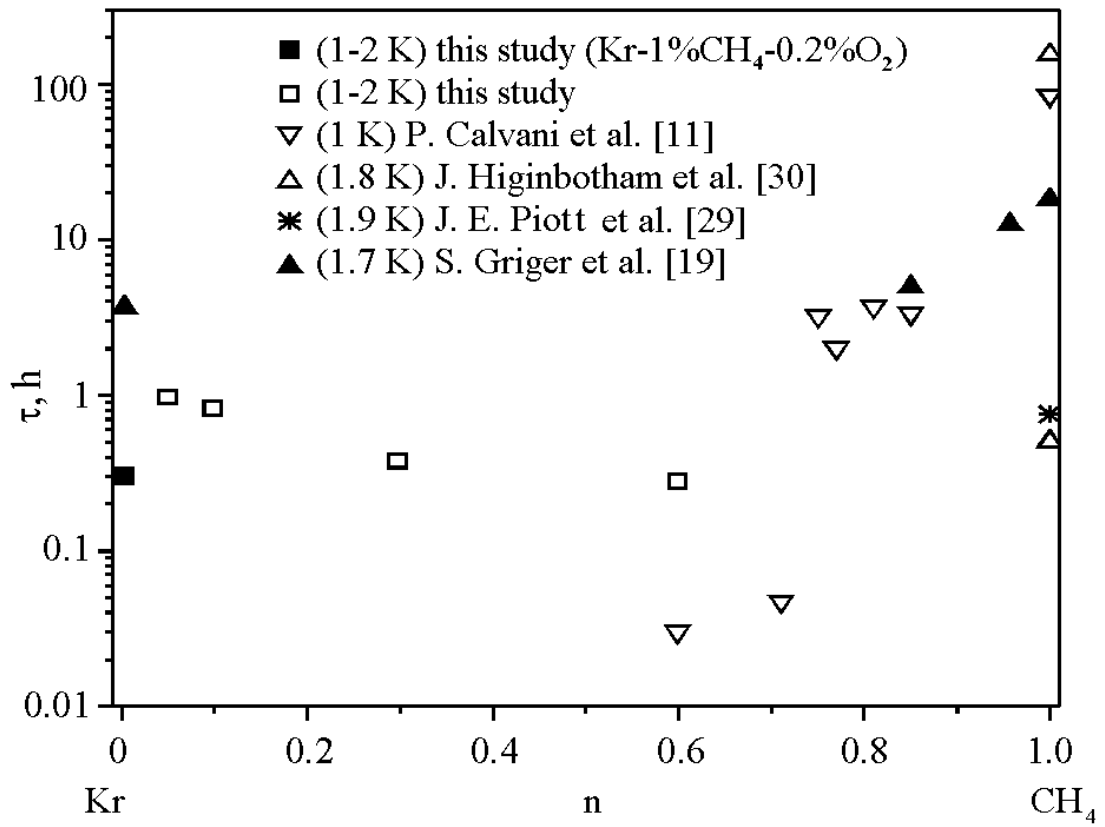


Fig. 8. Concentration dependences of characteristic mean conversion times τ in solid solutions $(\text{CH}_4)_n\text{Kr}_{1-n}$ and Kr-1% CH₄-0.2% O₂.

Table 3. Parameters determining heat capacity C_{rot}^{exp} of the rotational subsystem in solid binary $(CH_4)_nKr_{1-n}$ and ternary $(CH_4)_{0.01}Kr_{0.988}(O_2)_{0.002}$ solutions at $T < 2.5$ K.

n	0.01(with O ₂)	0.05	0.10	0.30	0.60
\mathcal{E}_{AT} , K	11.7±0.4	11.7±0.7	10.8±0.6	8.5±0.5	7.4±0.5
K' , %	72	8	30	84	91
K'' , %	-	17	41	85	91
t_m , min	23	11	27	44	41
τ , min	18	58	50	23	17

Nomenclature: \mathcal{E}_{AT} – energy spacing between the lowest levels of A– and T–CH₄ modifications; t_m – characteristic mean time of one heat capacity measurement; τ – characteristic mean time of CH₄ conversion; K' – ratio between the number of CH₄ molecules converted from the \mathcal{E}_{oA} state to the \mathcal{E}_{oT} state in real experiment during the time t_m and the corresponding number of molecules for the equilibrium distribution of the nuclear spin modifications of CH₄; K'' is similar to K' for CH₄ molecules in clusters