

Density-of-states picture and stability of ferromagnetism in the highly-correlated Hubbard model

V.Yu. Irkhin* and A.V. Zarubin

Institute of Metal Physics, 620219 Ekaterinburg, Russia

December 17, 2018

Abstract

The problem of stability of saturated and non-saturated ferromagnetism in the Hubbard model is considered in terms of the one-particle Green's functions. Approximations by Edwards and Hertz and some versions of the self-consistent approximations based on the $1/z$ -expansion are considered. The account of longitudinal fluctuations turns out to be essential for description of the non-saturated state. The corresponding pictures of density of states are obtained. "Kondo" density-of-states singularities owing to spin-flip processes are analyzed. The critical electron concentrations for instabilities of saturated ferromagnetism and paramagnetic state are calculated for various lattices. Drawbacks of various approximations are discussed. A comparison with the results of previous works is performed.

71.10.Fd Lattice fermion models (Hubbard model, etc.), 71.28.+d Narrow-band systems; intermediate-valence solids,

1 Introduction

The problem of ferromagnetic ordering in narrow energy bands is up to now extensively discussed. Despite the large number of publications on the topic, the magnetism of highly-correlated electronic systems described by the Hubbard model [1] remains at the center of attention [2, 3, 9, 10, 11, 12, 13, 14, 16, 17, 18]. Physically, in this case the picture of magnetism is characterized by the existence of local magnetic moments and differs substantially from the Stoner picture of a weak itinerant magnetism [19].

According to Nagaoka [20], in the limit of infinite Hubbard repulsion the ground state for simple lattices is a saturated ferromagnetic state for a low density δ of current carriers (doubles or holes in an almost half-filled band). In particular, Nagaoka proved rigorously the existence of saturated ferromagnetic state for a single hole at $U \rightarrow \infty$ and found the instability of the spin-wave spectrum in the case with increasing δ and decreasing U .

Roth [21] applied a variational principle to this problem and obtained two critical concentrations. The first one, δ_c , corresponds to instability of saturated ferromagnetic state, and the second one, δ'_c , to the transition from non-saturated ferromagnetic into paramagnetic state.

For the simple cubic (sc) lattice, the values $\delta_c = 0.37$ and $\delta'_c = 0.64$ were obtained. Next, the region of stability of the saturated ferromagnetic was investigated within various approximations in numerous works (see, *e.g.*, Refs. [22, 23, 7, 24, 25, 26, 27, 28, 31, 32, 33, 34, 35, 36, 38]).

An interpolational approach to description of magnetic ordering in narrow bands, which yields saturated ferromagnetism for small δ and non-saturated one for large δ , was developed in Refs. [43, 44] on the basis of dynamic magnetic susceptibility treatment. However, the critical concentrations themselves were not determined.

Using high-temperature expansions in early papers [28, 29, 30, 11, 12] yielded non-stable results concerning stability of ferromagnetism because of poor accuracy connected with slow convergence [24]. However, according to recent results [11, 12], ferromagnetism also occurs near $\delta = 0.3$.

It should be noted that the hole concentration $\delta = 1/3$ corresponds to the sign change of the chemical potential in the Hubbard-I approximation [1] in the case of symmetric conduction band, and instability of the paramagnetic state can occur at this point in some simple approximations [3].

Experimental data on $\text{Fe}_{1-x}\text{Co}_x\text{S}_2$ [22], a system with strong correlations, give large values of δ_c (saturation ferromagnetism is preserved up to conduction electron concentrations $n = 1 - \delta$ of order 0.2), but degeneracy effects in the conduction band appear to be important in this system.

The approaches mentioned do not analyze as a rule in detail the structure of the one-particle excitation spectrum in the ferromagnetic phase of the Hubbard model. The simplest “Hubbard-I” approximation [1] for the electron spectrum corresponds to the zeroth order in the inverse nearest-neighbor number $1/z$ (“mean-field” approximation in the electron transfer). It is quite non-satisfactory at describing ferromagnetism (in particular, ferromagnetic solutions are absent, except for peculiar models of bare density of states).

A consistent calculation of the one-particle Green’s functions in the case of small δ (almost half-filled band) and low temperatures was performed in Refs. [45, 46]. The results demonstrated an important role of non-quasiparticle (incoherent) states in the density-of-states picture. Expressions for the one-particle Green’s functions in a more wide region of δ and T were obtained in Refs. [47].

A physically transparent mechanism of instability of saturated ferromagnetic state was treated in detail in the works by Edwards and Hertz [7]. This mechanism is connected with occurrence of spin-polaron states above the Fermi level of the current carriers.

In this paper, the stability of the saturated ferromagnetic state as the current carrier concentration is raised is studied using one-particle Green’s functions of first order in $1/z$ and the corresponding self-consistent approximations. This approach makes it possible to construct a rather simple and physically transparent picture of the density of states in a saturated Hubbard ferromagnet. At the same time, the problem of description of non-saturated state is much more difficult, but our approach turns out to be successful too.

2 Calculation of the one-particle Green’s functions

We shall use the Hamiltonian for the Hubbard model in the limit of infinitely strong Coulomb repulsion in the many-electron X -operator representation [4],

$$\mathcal{H} = \sum_{\mathbf{k}\sigma} t_{\mathbf{k}} X_{-\mathbf{k}}^{0\sigma} X_{\mathbf{k}}^{\sigma 0} \quad (1)$$

where $t_{\mathbf{k}}$ is the band energy, $X_{\mathbf{k}}^{\alpha\beta}$ is the Fourier transform of the Hubbard operators $X_i^{\alpha\beta} = |i\alpha\rangle\langle i\beta|$ (0 denotes holes and $\sigma = \pm(\uparrow, \downarrow)$ denotes singly occupied states).

It should be noted that in this problem of an infinitely strong Coulomb interaction, a number of difficulties arise in connection with the non-Fermi excitation statistics. These difficulties show both in the diagram technique [2] and in the equations-of-motion method [48]. In particular, it has been found [48] that in an expansion with respect to $1/z$, the analytic properties of the retarded Greens functions were violated for the paramagnetic state.

We shall calculate the retarded anticommutator Green's functions

$$G_{\mathbf{k}\sigma}(E) = \langle\langle X_{\mathbf{k}}^{\sigma 0} | X_{-\mathbf{k}}^{0\sigma} \rangle\rangle_E, \quad \Im E > 0. \quad (2)$$

We write down the equation of motion

$$(E - t_{\mathbf{k}\sigma})G_{\mathbf{k}\sigma}(E) = (n_0 + n_{\sigma}) + \Gamma_{\mathbf{k}\sigma}(E), \quad (3)$$

where

$$t_{\mathbf{k}\sigma} = t_{\mathbf{k}}(n_0 + n_{\sigma}), \quad n_{\alpha} = \langle X_i^{\alpha\alpha} \rangle, \quad \alpha = 0, \sigma, \\ \Gamma_{\mathbf{k}\sigma}(E) = \sum_{\mathbf{q}} t_{\mathbf{k}-\mathbf{q}} \langle\langle X_{\mathbf{q}}^{\sigma-\sigma} X_{\mathbf{k}-\mathbf{q}}^{-\sigma 0} + \delta(X_{\mathbf{q}}^{00} + X_{\mathbf{q}}^{\sigma\sigma}) X_{\mathbf{k}-\mathbf{q}}^{\sigma 0} | X_{-\mathbf{k}}^{0\sigma} \rangle\rangle_E,$$

with $\delta A = A - \langle A \rangle$. Decoupling the sequence of equations of motion in the lowest approximation corresponds to the zeroth order in $1/z$ and is known as the Hubbard-I approximation. This may be represented in the form

$$G_{\mathbf{k}\sigma}^0(E) = [F_{\sigma}^0(E) - t_{\mathbf{k}}]^{-1}, \quad F_{\sigma}^0(E) = \frac{E}{n_0 + n_{\sigma}}. \quad (4)$$

When taking into account fluctuations we obtain

$$G_{\mathbf{k}\sigma}(E) = G_{\mathbf{k}\sigma}^0(E) \left(1 + \frac{\Gamma_{\mathbf{k}\sigma}(E)}{n_0 + n_{\sigma}} \right).$$

Following Ref. [47], we perform decoupling at the next stage to derive

$$(E - t_{\mathbf{k}-\mathbf{q}-\sigma} - \sigma\omega_{\mathbf{q}}) \langle\langle X_{\mathbf{q}}^{\sigma-\sigma} X_{\mathbf{k}-\mathbf{q}}^{-\sigma 0} | X_{-\mathbf{k}}^{0\sigma} \rangle\rangle_E = \chi_{\mathbf{q}}^{\sigma-\sigma} + n_{\mathbf{k}-\mathbf{q}-\sigma} \\ + (t_{\mathbf{k}}\chi_{\mathbf{q}}^{\sigma-\sigma} - (t_{\mathbf{k}-\mathbf{q}} - t_{\mathbf{k}})n_{\mathbf{k}-\mathbf{q}-\sigma}) \langle\langle X_{\mathbf{k}}^{\sigma 0} | X_{-\mathbf{k}}^{0\sigma} \rangle\rangle_E, \quad (5)$$

$$(E - t_{\mathbf{k}-\mathbf{q}\sigma}) \langle\langle \delta(X_{\mathbf{q}}^{00} + X_{\mathbf{q}}^{\sigma\sigma}) X_{\mathbf{k}-\mathbf{q}}^{\sigma 0} | X_{-\mathbf{k}}^{0\sigma} \rangle\rangle_E = \chi_{\mathbf{q}}^{-\sigma-\sigma} (1 + t_{\mathbf{k}} \langle\langle X_{\mathbf{k}}^{\sigma 0} | X_{-\mathbf{k}}^{0\sigma} \rangle\rangle_E), \quad (6)$$

where

$$\chi_{\mathbf{q}}^{\sigma-\sigma} = \langle S_{\mathbf{q}}^{\sigma} S_{-\mathbf{q}}^{-\sigma} \rangle = \langle X_{\mathbf{q}}^{\sigma-\sigma} X_{-\mathbf{q}}^{-\sigma\sigma} \rangle, \\ \chi_{\mathbf{q}}^{-\sigma-\sigma} = \langle \delta(X_{\mathbf{q}}^{00} + X_{\mathbf{q}}^{\sigma\sigma}) \delta(X_{-\mathbf{q}}^{00} + X_{-\mathbf{q}}^{\sigma\sigma}) \rangle = \langle \delta X_{\mathbf{q}}^{-\sigma-\sigma} \delta X_{-\mathbf{q}}^{-\sigma-\sigma} \rangle,$$

are the correlation function for spin and charge densities

$$n_{\mathbf{k}\sigma} = \langle X_{-\mathbf{k}}^{0\sigma} X_{\mathbf{k}}^{\sigma 0} \rangle.$$

The magnon frequencies in (5) are required to cut the logarithmic “Kondo” divergences which are connected with the Fermi functions.

We write down the Green’s function in the locator form

$$G_{\mathbf{k}\sigma}(E) = [F_{\mathbf{k}\sigma}(E) - t_{\mathbf{k}}]^{-1}, \quad F_{\mathbf{k}\sigma}(E) = \frac{b_{\mathbf{k}\sigma}(E)}{a_{\mathbf{k}\sigma}(E)}. \quad (7)$$

For the Green’s function (7) we have

$$\begin{aligned} a_{\mathbf{k}\sigma}(E) &= n_0 + n_\sigma + \sum_{\mathbf{q}} t_{\mathbf{k}-\mathbf{q}} (\chi_{\mathbf{q}}^{\sigma-\sigma} + n_{\mathbf{k}-\mathbf{q}-\sigma}) G_{\mathbf{k}-\mathbf{q}-\sigma}^0(E - \sigma\omega_{\mathbf{q}}) \\ &\quad + \sum_{\mathbf{q}} t_{\mathbf{k}-\mathbf{q}} \chi_{\mathbf{q}}^{-\sigma-\sigma} G_{\mathbf{k}-\mathbf{q}\sigma}^0(E), \end{aligned} \quad (8)$$

$$b_{\mathbf{k}\sigma}(E) = E + \sum_{\mathbf{q}} t_{\mathbf{k}-\mathbf{q}}^2 n_{\mathbf{k}-\mathbf{q}-\sigma} G_{\mathbf{k}-\mathbf{q}-\sigma}^0(E - \sigma\omega_{\mathbf{q}}). \quad (9)$$

To simplify our equations, we introduce the magnon spectral function $K_{\mathbf{q}}(\omega)$ and average this in \mathbf{q} ,

$$K_{\mathbf{q}}(\omega) = \delta(\omega - \omega_{\mathbf{q}}) \rightarrow \overline{K}(\omega) = \sum_{\mathbf{q}} K_{\mathbf{q}}(\omega).$$

This approximation is sufficient to obtain qualitatively valid results. Indeed, this approximation (which is in spirit of the large- d or large- z expansion) reproduces correctly the low-frequency behavior of spin fluctuations which is important near the Fermi level. following to Ref. [20] we have taken below $D = 0.7\delta|t|$. It should be noted that the choice of D influence weakly the critical concentration. We also neglect \mathbf{q} -dependence of transverse and longitudinal spin correlation functions by taking the values averaged over the Brillouin zone to obtain

$$\chi_{\mathbf{q}}^{\sigma-\sigma} = n_\sigma, \quad \chi_{\mathbf{q}}^{-\sigma-\sigma} = n_{-\sigma}(1 - n_{-\sigma}).$$

Then $a(E)$ and $b(E)$ do not depend on \mathbf{k} and can be expressed in terms of the bare electron density of states $N_0(E)$,

$$G_{\mathbf{k}\sigma}(E) = [F_\sigma(E) - t_{\mathbf{k}}]^{-1}, \quad F_\sigma(E) = \frac{b_\sigma(E)}{a_\sigma(E)}, \quad (10)$$

$$\begin{aligned} a_\sigma(E) &= n_0 + n_\sigma + \int \overline{K}(\omega) \sum_{\mathbf{q}} t_{\mathbf{q}} (n_\sigma + n_{\mathbf{q}-\sigma}) G_{\mathbf{q}-\sigma}^0(E - \sigma\omega) d\omega \\ &\quad + \sum_{\mathbf{q}} t_{\mathbf{q}} n_{-\sigma} (1 - n_{-\sigma}) G_{\mathbf{q}\sigma}^0(E), \end{aligned} \quad (11)$$

$$b_\sigma(E) = E + \int \overline{K}(\omega) \sum_{\mathbf{q}} t_{\mathbf{q}}^2 n_{\mathbf{q}-\sigma} G_{\mathbf{q}-\sigma}^0(E - \sigma\omega) d\omega, \quad (12)$$

$$G_{\mathbf{q}-\sigma}^0(E - \sigma\omega) \rightarrow G_{-\sigma}^0(E - \sigma\omega, t) = [F_\sigma(E - \sigma\omega) - t]^{-1}, \quad F_\sigma(E) = \frac{E}{n_0 + n_{-\sigma}},$$

$$\begin{aligned}
a_\sigma(E) &= n_0 + n_\sigma + \int \overline{K}(\omega) \int N_0(t) t (n_\sigma + f_{-\sigma}(t)) G_{-\sigma}^0(E - \sigma\omega, t) d\omega dt \\
&\quad + \int N_0(t) t n_{-\sigma} (1 - n_{-\sigma}) G_\sigma^0(E, t) dt, \\
b_\sigma(E) &= E + \int \overline{K}(\omega) \int N_0(t) t^2 f_{-\sigma}(t) G_{-\sigma}^0(E - \sigma\omega, t) d\omega dt,
\end{aligned}$$

where $f_\sigma(t_{\mathbf{q}}) = n_{\mathbf{q}\sigma}$, $N_0(t) = \sum_{\mathbf{k}} \delta(t - t_{\mathbf{k}})$ is the bare density of states. The exact quasiparticle density of states is given by

$$\begin{aligned}
N_\sigma(E) &= -\frac{1}{\pi} \Im \sum_{\mathbf{k}} G_{\mathbf{k}\sigma}(E). \\
N_\sigma(E) &= -\frac{1}{\pi} \Im \int_{-\infty}^{+\infty} G_\sigma(E, t) N_0(t) dt.
\end{aligned} \tag{13}$$

Now we write down the self-consistent approximation with replacing in (11), (12) the bare locator $F_\sigma^0(E)$ by the exact locator $F_\sigma(E)$, *i.e.*

$$G_{\mathbf{k}\sigma}^0(E) \rightarrow G_{\mathbf{k}\sigma}(E). \tag{14}$$

In such an approach, large electron damping is present which smears the ‘‘Kondo’’ peak, so that including magnon frequencies does not change qualitatively the picture, but may be important for quantitative results. We obtain

$$G_{\mathbf{k}\sigma}(E) = [F_\sigma(E) - t_{\mathbf{k}}]^{-1}, \quad F_\sigma(E) = \frac{B_\sigma(E)}{A_\sigma(E)}, \tag{15}$$

$$\begin{aligned}
A_\sigma(E) &= n_0 + n_\sigma + \frac{1}{n_0 + n_{-\sigma}} \int \overline{K}(\omega) \sum_{\mathbf{q}} t_{\mathbf{q}} (n_\sigma + n_{\mathbf{q}-\sigma}) G_{\mathbf{q}-\sigma}(E - \sigma\omega) d\omega \\
&\quad + \frac{1}{n_0 + n_\sigma} \sum_{\mathbf{q}} t_{\mathbf{q}} n_{-\sigma} (1 - n_{-\sigma}) G_{\mathbf{q}\sigma}(E),
\end{aligned} \tag{16}$$

$$B_\sigma(E) = E + \frac{1}{n_0 + n_{-\sigma}} \int \overline{K}(\omega) \sum_{\mathbf{q}} t_{\mathbf{q}}^2 n_{\mathbf{q}-\sigma} G_{\mathbf{q}-\sigma}(E - \sigma\omega) d\omega. \tag{17}$$

$$\begin{aligned}
A_\sigma(E) &= n_0 + n_\sigma + \frac{1}{n_0 + n_{-\sigma}} \int \overline{K}(\omega) \int N_0(t) t (n_\sigma + f_{-\sigma}(t)) G_{-\sigma}(E - \sigma\omega, t) dt d\omega \\
&\quad + \frac{1}{n_0 + n_\sigma} \int N_0(t) t n_{-\sigma} (1 - n_{-\sigma}) G_\sigma(E, t) dt, \\
B_\sigma(E) &= E + \frac{1}{n_0 + n_{-\sigma}} \int N_0(t) t^2 f_{-\sigma}(t) G_{-\sigma}(E - \sigma\omega, t) dt d\omega.
\end{aligned}$$

It should be noted that another self-consistent approximation used in Refs. [48] leads to not quite satisfactory results because of violation of normalization condition for the density of states. As demonstrate our calculations, such a difficulty exists also for the approximation (10), but the violation is numerically small (about 2%); note that introducing longitudinal fluctuations improves considerably the results in comparison with Ref. [39]. At the same

time, the approximation (15) with the locator structure of the Green's function does not violate the analytical properties.

The chemical potential μ is determined by the number of holes. By using the spectral representation for the Green's function (2) this is calculated as

$$\delta \equiv n_0 = \langle X^{00} \rangle = \langle X_i^{0\sigma} X_i^{\sigma 0} \rangle = \sum_{\mathbf{k}} \langle X_{\mathbf{k}}^{0\sigma} X_{-\mathbf{k}}^{\sigma 0} \rangle = -\frac{1}{\pi} \Im \sum_{\mathbf{k}} \int_{-\infty}^{+\infty} G_{\mathbf{k}\sigma}(E) f(E) dE. \quad (18)$$

It is important the Hubbard-I approximation is hardly satisfactory in the narrow-band ferromagnetism problem since it is difficult to formulate a reasonable criterion of magnetic ordering by direct using the expressions for one-electron Green's functions like (4). Unlike the decoupling scheme by Hubbard [1], the many-electron X -operator approach clarifies the causes of this failure. In particular, one can see that the approximation (4) violates the kinematical requirements since it is impossible to satisfy at $\langle S^z \rangle \neq 0$ the relation (18) for both spin projections σ . Indeed, the quasiparticle pole for $\sigma = \downarrow$ corresponding to a narrowed band and lying above the Fermi level of the holes, does not provide an adequate description of the energy spectrum and leads to the appearance of finite n_{\downarrow} , *i.e.*, the saturation ferromagnetism cannot be properly treated. However, the situation changes provided we use the expressions containing first-order $1/z$ -corrections. Unlike the Hubbard-I approximation, the value of μ turns out to be weakly dependent of σ for the approximation (10) and independent of σ for the the approximation (15).

The magnetization is determined from the equation

$$\langle S^z \rangle = \frac{1}{2} \sum_{\sigma} \sigma n_{\sigma}, \quad (19)$$

with

$$n_{\sigma} = \sum_{\mathbf{k}} \langle X_{-\mathbf{k}}^{\sigma 0} X_{\mathbf{k}}^{0\sigma} \rangle = \int_{-\infty}^{+\infty} N_{\sigma}(E) (1 - f(E)) dE.$$

In the leading approximation in $1/z$ for the one-particle occupation numbers, it is necessary to use the Hubbard-I approximation, *i.e.*,

$$n_{\mathbf{k}\sigma} = (n_0 + n_{\sigma}) f(t_{\mathbf{k}\sigma}),$$

but the chemical potential must already be chosen from the Green's function (7). As opposed to Eq. (4), the Green's functions (7) contain terms with resolvents and have branch cuts which describe non-quasiparticle (incoherent) contributions to the density of states. It is the latter which ensure qualitative agreement with the sum rule (18) for $\sigma = \downarrow$. At the same time, there are no poles of the Green's function for this projection of the spin for small δ above the Fermi level, *i.e.*, the saturated ferromagnetic state is preserved.

The full density of states can be also represented in terms of the exact resolvent $R_{\sigma}(E) = \sum_{\mathbf{k}} G_{\mathbf{k}\sigma}(E)$ as

$$N_{\sigma}(E) = -\frac{1}{\pi} \Im R_{\sigma}(E).$$

This quantity satisfies the equation

$$R_\sigma(E) = R_0\{F_\sigma(E)\}, \quad R_0(E) = \sum_{\mathbf{k}} \frac{1}{E - t_{\mathbf{k}}} = \int N_0(t) \frac{1}{E - t} dt.$$

In the case of a saturated ferromagnetic state, the Green's function (7) takes the form

$$G_{\mathbf{k}\uparrow}(E) = \left(E \left/ \left[1 + \sum_{\mathbf{q}} \frac{t_{\mathbf{q}}(1 - n_0)}{E - t_{\mathbf{q}}n_0} \right] - t_{\mathbf{k}} \right. \right)^{-1}, \quad (20)$$

$$G_{\mathbf{k}\downarrow}(E) = E \sum_{\mathbf{q}} \frac{n_{\mathbf{k}-\mathbf{q}}}{E - t_{\mathbf{k}-\mathbf{q}} + \omega_{\mathbf{q}}} \times \left(E \left[1 - n_0 + \sum_{\mathbf{q}} \frac{(E - t_{\mathbf{k}})n_{\mathbf{k}-\mathbf{q}}}{E - t_{\mathbf{k}-\mathbf{q}} + \omega_{\mathbf{q}}} \right] - \sum_{\mathbf{q}} t_{\mathbf{k}-\mathbf{q}}n_{\mathbf{k}-\mathbf{q}} \right)^{-1}, \quad (21)$$

where $n_{\mathbf{k}} = f(t_{\mathbf{k}})$. Note that, as opposed to the one-electron approach [7], the Green's function $G_{\mathbf{k}\uparrow}(E)$ does not reduce to the free electron Green's function, even in the saturated ferromagnetic state, since fluctuations in the hole occupation number contribute to it. Neglecting the resolvent in Eq. (20) and the last term in the denominator of Eq. (21), we obtain somewhat different form of the Green's function in terms of the electron self-energy

$$G_{\mathbf{k}\uparrow}(E) = \frac{1}{E - t_{\mathbf{k}}}, \quad G_{\mathbf{k}\downarrow}(E) = \frac{1}{E - t_{\mathbf{k}} - \Sigma_{\mathbf{k}\downarrow}(E)}, \quad (22)$$

$$\Sigma_{\mathbf{k}\downarrow}(E) = -(1 - n_0) \left(\sum_{\mathbf{q}} \frac{n_{\mathbf{k}-\mathbf{q}}}{E - t_{\mathbf{k}-\mathbf{q}} + \omega_{\mathbf{q}}} \right)^{-1}.$$

This result corresponds to the Edwards-Hertz approximation in the limit $U \rightarrow \infty$. Of course, these expressions work only in the saturated ferromagnetic state. The results (22) can be also obtained by using the expansion in the electron and magnon occupation numbers [49].

3 Results of calculations

The $1/z$ corrections lead to non-trivial structure of the total quasiparticle density of states. In the non-self-consistent approach the integral with the Fermi functions, yields, similar to the Kondo problem, the logarithmic singularity

$$\sum_{\mathbf{q}} \frac{f(t_{\mathbf{k}+\mathbf{q}})}{E - t_{\mathbf{k}+\mathbf{q}}} \simeq -\ln |E - E_F| N(E_F).$$

For very low δ , a significant logarithmic singularity exists only in the imaginary part of the Green's function, which corresponds to a finite jump in the density of states [45, 46]. However, when δ increases, it is necessary to take the resolvents into account in both the numerator and denominator of the Green's function, so that the real and imaginary parts are “mixed” and a logarithmic singularity appears in the density of states. When the magnon frequencies are included in the denominators of Eqs. (11) and (12), the singularity is spread

out over the interval ω_{\max} and the peak is smoothed out. In terms of the self-consistent approximation (16) and (17), the form of $N_{\downarrow}(E)$ approaches the bare density of states and the peak is completely smeared, even neglecting spin dynamics (Fig. 1), so that the latter plays no crucial role, although shifts somewhat the peak below the Fermi level.

Near the critical concentration, the peak in approximation (7) (but not in the Edwards-Hertz approximation) is again smeared (Fig. 2), but this spreading out is no longer noticeable for $\delta = 0.15$.

In the non-saturated state, a spin-polaron pole occurs, so that quasiparticle states with $\sigma = \downarrow$ occur above the Fermi level with

$$n_{\downarrow} = \int dE f(E) N_{\downarrow}(E)$$

The corresponding DOS picture is shown in Fig. 3.

The critical concentrations δ_c for the loss of stability of saturation ferromagnetism for a number of bare densities of state, as calculated in different approximations considered, are listed in Table 1. In the case of fcc lattices (where the bare density of states is asymmetric and has a logarithmic divergence on one edge), we have chosen the sign of the transfer integral for which the saturated ferromagnetism is stable for low δ [20]. Note that it is necessary to use an equation for the chemical potential (18) that is derived from the complete Green's functions (15). (Using the Hubbard-I approximation here leads to a drop in δ_c on the order of 0.1.)

It is clear from the table that the results are fairly stable and do not depend too much on the form of the approximation. In particular, self-consistency changes them little, leading to a slight reduction in δ_c . The dependence on spin dynamics (magnon spectrum), even in the non-selfconsistent approximation, is even weaker. (The critical concentration only varies in the third decimal place.) At the same time, the other hand, spin dynamics is important for the description of the states near the Fermi level. It is interesting to note that results of the Edwards-Hertz approximation (22) are closer to those of the self-consistent approximation (15) than to the non-self-consistent approximation (7). Unfortunately, in Ref. [7] only a crude estimate of δ_c was made using the quadratic dispersion relation for the hole spectrum which yielded $\delta_c = 0.16$. This approximation is not sufficient for quantitative calculations, as one can see from Table 1.

Unlike most other analytical approaches, our results for the one-particle Green's describe formation of non-saturated ferromagnetism too. It is important that an account of longitudinal spin fluctuations (which were neglected in Ref. [39]) turns out to be important to obtain the non-saturated solution and calculate the second critical concentration δ'_c .

The dependence of the saturation magnetization on the concentration of current carriers for various bare DOS's is shown in Fig. 4. One can see that this dependence deviates from the linear one, $\langle S^z \rangle = (1 - n)/2$ for $\delta > \delta_c$.

Let us perform a comparison of our results with other calculations. Generally, most calculations for a number of lattices yield the value of δ_c which is close to 0.3 (although the small value $\delta_c = 0.045$ was obtained in Ref. [27] for sc lattice by a diagram approach, a close approach of Ref. [32] yields much larger values, *e.g.*, $\delta_c = 0.25$ for the quadratic lattice). At the same time, for the critical concentrations δ'_c , the interval of values is broader and varies

from 0.38 to 0.64. Our calculations yield the δ'_c values which are considerably smaller than the results of the spin-wave approximation [21].

Improved Gutzwiller method [34] yields for the sc lattice $\delta_c = 0.33$, and using the t/U expansion [28] $\delta_c = 0.27$. For the quadratic lattice the result of the variational approach [14] is $\delta_c = 0.251$, and in work [15] $\delta'_c = 0.38$. The density matrix renormalization group approach [16] lead to the value $\delta_c = 0.22$ and the rough estimate $\delta'_c \simeq 0.40$. QMC method for matrixes of density in Ref. [16] gives $\delta_c = 0.22$ and rough evaluation $\delta'_c \approx 0.40$. QMC in 2d case [40] $\delta'_c \approx 0.40$. Self-consistent density spin approximation (SDA) [37] received results for simple cubic and bcc lattices $\delta_c < 0.32$; the values of δ'_c for the cubic lattices are given in Table 1.

The values we have obtained can be compared with those in the limit of an infinite-dimensional space (it should be expected that our method of expanding in powers of $1/z$ is rather close to this approximation), for which $\delta_c = 0.42$ (Ref. [34]) and $\delta_c = 0.33$ (Ref. [17]) have been obtained. At the same time, our approach makes possible to reproduce the dependence of δ_c on the dimensionality of space and on the form of the bare density of states.

Recently, δ_c has been obtained for a large number of lattices [9,36]. These results are also given in the Table 1 for comparison. It can be seen that in a number of cases, our results agree better with a number of other calculations, especially for a square lattice. We note, in this connection, that a variational method has been used [10] to obtain a rigorous estimate of $\delta_c < 0.29$ for a square lattice. Therefore, our results can be regarded as fairly reliable, even quantitatively.

To conclude, we have obtained the density-of-states pictures in a Hubbard ferromagnet with account of the “Kondo” scattering and spin-polaron contributions. Our approach yield a rather simple interpolational description of saturated and non-saturated ferromagnetism. One can expect that the results obtained will be useful for qualitative understanding of the ferromagnetism formation in narrow bands.

The research described was supported in part by Grant No.02-02-16443 from the Russian Basic Research Foundation.

References

- [*] Electronic address: Valentin.Irkhin@imp.uran.ru
- [1] J. Hubbard, Proc. Roy. Soc. A **276**, 238 (1963); **281**, 401 (1964).
- [2] Yu.A. Izyumov, Usp. Fiz. Nauk **165**, 403 (1995) [Phys. Usp. **38**, 385 (1995)].
- [3] Yu.A. Izyumov, M.I. Katsnelson, and Yu.N. Skryabin, Magnetizm Kollektivizirovannykh Elektronov (Itinerant Electron Magnetism) (Moscow: Fizmatlit, 1994) [in Russian].
- [4] J. Hubbard, Proc. Roy. Soc. A **285**, 542 (1965).
- [5] V.Yu. Irkhin and Yu.P. Irkhin, phys. stat. sol. (b) **183**, 9 (1994).
- [6] Kanamori, Phys. Rev.

- [7] J.A. Hertz and D.M. Edwards, J. Phys. F **3**, 2174 (1973); D.M. Edwards and J.A. Hertz, J. Phys. F **3**, 2191 (1973).
- [8] J. Igarashi, J. Phys. Soc. Japan **52**, 2827 (1983); **54**, 260 (1985).
- [9] B.S. Shastry, H.R. Krishnamurthy, and P.W. Anderson, Phys. Rev. B **41**, 2375 (1990).
- [10] W. von der Linden and D.M. Edwards, J. Phys.: Condens. Matter **3**, 4917 (1991).
- [11] D.F.B. ten Haaf and J.M.J. van Leeuwen, Phys. Rev. B **46**, 6313 (1992).
- [12] D.F.B. ten Haaf, P.W. Brouwer, and J.M.J. van Leeuwen, Phys. Rev. B **51**, 353 (1995).
- [13] R. Strack and D. Vollhardt, J. Low Temp. Phys. **99**, 385 (1995).
- [14] P. Wurth, G. Uhrig, and E. Müller-Hartmann, Ann. Phys. (Leipzig) **5**, 148 (1996).
- [15] G. Kotliar, A.E. Ruckenstein, Phys. Rev. Lett. **57** 1362 (1986).
- [16] S. Liang and H. Pang, Europhys. Lett. **32**, 173-178 (1995).
- [17] T. Obermeier, T. Pruschke, and J. Keller, Phys. Rev. B **56**, R8479 (1997).
- [18] D. Vollhardt, N. Blümer, K. Held, M. Kollar, J. Schlipf, and M. Ulmke, Z. Phys. B **103**, 283 (1997).
- [19] T. Moriya, Spin fluctuations in itinerant electron magnetism (Berlin, Heidelberg, New York, Tokyo: Springer-Verlag, 1985) (Springer series in solid-state sciences, Vol. 56)
- [20] Y. Nagaoka, Phys. Rev. **147**, 392 (1966).
- [21] L.M. Roth, Phys. Rev. **184**, 451 (1969); Phys. Rev. **186**, 428 (1969).
- [22] H.S. Jarrett, W.H. Cloud, R.J. Bouchard, S.R. Butler, C.G. Frederick, and J.L. Gillson, Phys. Rev. Lett. **21**, 617 (1968).
- [23] J.B. Sokoloff, Phys. Rev. B **2**, 3707 (1970); Phys. Rev. B **3**, 3826 (1971).
- [24] M. Plischke, J. Stat. Phys. **11**, 159 (1974).
- [25] Y. Takahashi, J. Phys. Soc. Japan **51**, 3475 (1982).
- [26] A.V. Vedyayev, M.Yu. Nikolaev, Pisma Zh. Éksp. Teor. Fiz. **41**, 18 (1985) [JETP Lett. **41**, 20 (1985)].
- [27] M.Yu. Nikolaev, N.V. Ryzhanova, A.V. Vedyayev, and S.M. Zubritskii, phys. stat. sol. (b) **128**, 513 (1985).
- [28] B.H. Zhao, H.Q. Nie, K.Y. Zhang, K.A. Chao, and R. Micnas, Phys. Rev. B **36**, 2321 (1987).

- [29] J.S. Yedidia, Phys. Rev. B **41**, 9397 (1990).
- [30] K.-K. Pan, Y.-L. Wang, Phys. Rev. B **43**, 3706 (1991).
- [31] A.V. Vedyayev, S.M. Zubritskii, and N.V. Ryzhanova, Fiz. Metalov Metalloved. **65**, 882 (1988).
- [32] L.B. Ioffe and A.I. Larkin, Phys. Rev. B **37**, 5730 (1988).
- [33] Y. Fang, A.E. Ruckenstein, E. Dagotto, and S. Schmitt-Rink, Phys. Rev. B **40**, 7406 (1989).
- [34] P. Fazekas, B. Menge, and E. Müller-Hartmann, Z. Phys. B **78**, 69 (1990).
- [35] E.G. Goryachev and D.V. Kuznetsov, Pisma Zh. Éksp. Teor. Fiz. **56**, 205 (1992) [JETP Lett. **56**, 203 (1992)].
- [36] T. Hanisch, G.S. Uhring, and E. Müller-Hartmann, Phys. Rev. B **56**, 13960 (1997).
- [37] T. Herrmann and W. Nolting, Solid State Commun. **103**, 351 (1997); J. Magn. Magn. Mater. **170**, 253 (1997).
- [38] T. Okabe, Phys. Rev. B **57**, 403 (1998).
- [39] A.V. Zarubin and V.Yu. Irkhin, Fiz. Tverd. Tela **41**, 1057 (1999) [Phys. Solid State, **41**, 963 (1999)].
- [40] F. Becca and S. Sorella, cond-mat/0102249.
- [41] H.-G. Luo and S.-J. Wang, Phys. Rev. B **61**, 5158 (2000).
- [42] W. Nolting, M. Potthoff, T. Herrmann, and T. Wegner, Ferromagnetism in the Hubbard Model. — Band-Ferromagnetism / Eds. K. Baberschke, M. Donath, W. Nolting (Berlin: Springer, 2001) (Lecture notes in physics, Vol. 580); cond-mat/0107255.
- [43] M.I. Auslender, V.Yu. Irkhin, and M.I. Katsnelson, Fiz. Metalov Metalloved. **65**, 57 (1988).
- [44] M.I. Auslender, V.Yu. Irkhin, and M.I. Katsnelson, J. Phys. C **21**, 5521 (1988).
- [45] V.Yu. Irkhin and M.I. Katsnelson, Fiz. Tverd. Tela **25**, 3383 (1983) [Sov. Phys. Solid State **25**, 1947 (1983)].
- [46] V.Yu. Irkhin and M.I. Katsnelson, J. Phys. C **18**, 4173 (1985).
- [47] V.Yu. Irkhin and M.I. Katsnelson, Fiz. Metalov Metalloved. **66**, 41 (1988).
- [48] A.O. Anokhin and V.Yu. Irkhin, phys. stat. sol. (b) **165**, 1, 129 (1991).
- [49] V.Yu. Irkhin and M.I. Katsnelson, J. Phys.: Cond. Mat. **2**, 7151 (1990).

Table 1: Values of critical concentrations δ_c and δ'_c for rectangular (ra) and semielliptic (se) bare density of state, square, simple cubic (sc), bcc, fcc lattices. I, VII is non-self-consistent approximation (7), II is Edwards-Hertz approximation (22), III, VIII is self-consistent approximations (with fluctuations) (15), IV is results of work [9], V, IX is results of work [37] VI is the result of Ref. [36] (variant of calculation RES0, for fcc lattices instability not discovered).

DOS	δ_c						δ'_c		
	I	II	III	IV	V	VI	VII	VIII	IX
ra	0.276	0.284	0.301				0.468	0.488	
se	0.258	0.266	0.290				0.458	0.477	
square	0.244	0.252	0.275	0.49		0.4045	0.449	0.461	
sc	0.233	0.237	0.261	0.32	< 0.32	0.237	0.427	0.447	0.66
bcc	0.217	0.221	0.247	0.32	< 0.32	0.239	0.414	0.432	0.48
fcc	0.210	0.217	0.241	0.62	—	—	0.409	0.427	0.38

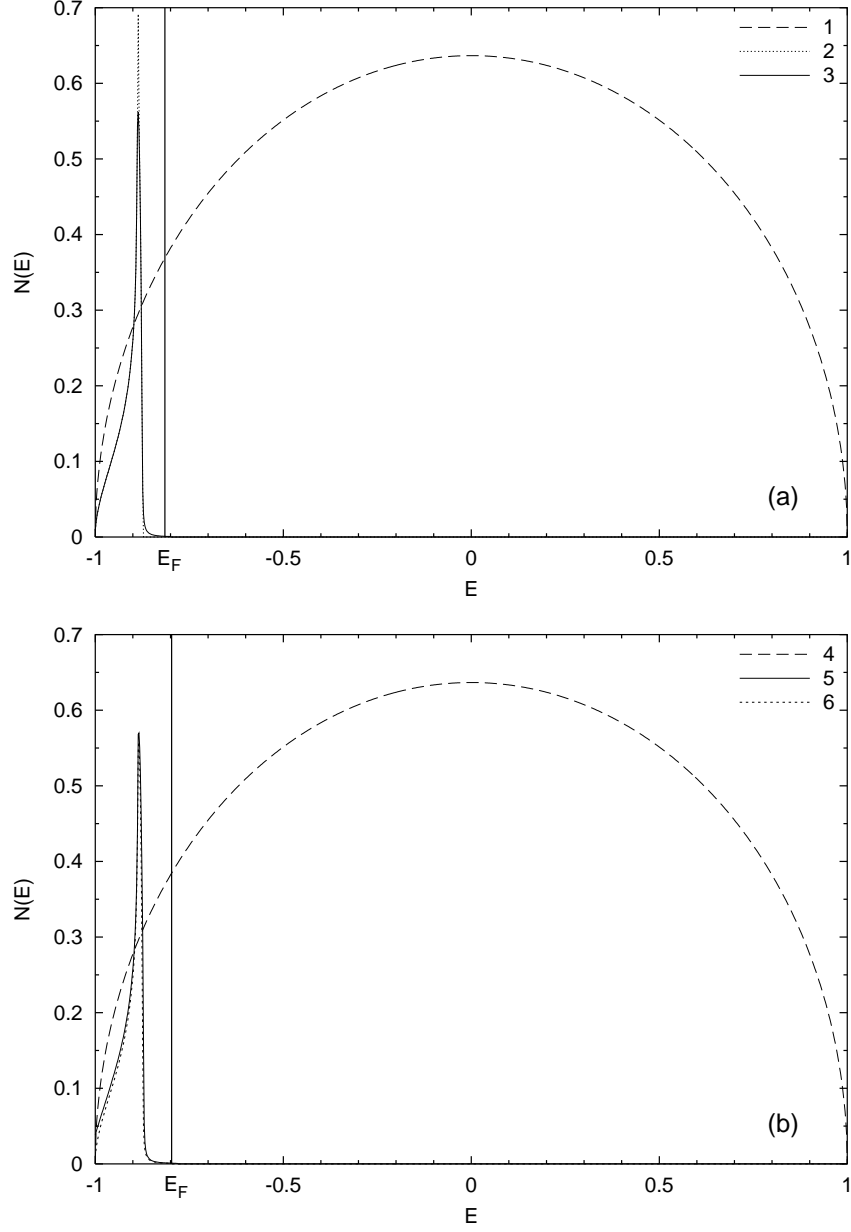


Figure 1: Density of states for the semielliptic DOS at concentration of carriers current $\delta = 0.02$. (a) line 1 ($\sigma = \uparrow$) and line 2 ($\sigma = \downarrow$) correspond to the non-self-consistent approximation (7); line 1 ($\sigma = \uparrow$) and line 3 ($\sigma = \downarrow$) to the non-self-consistent approximation with account of spin dynamics (10); (b) line 4 ($\sigma = \uparrow$) and line 5 ($\sigma = \downarrow$) correspond to the self-consistent approximation (15), and line 4 ($\sigma = \uparrow$) and line 6 ($\sigma = \downarrow$) to the Edwards-Hertz approximation (22).

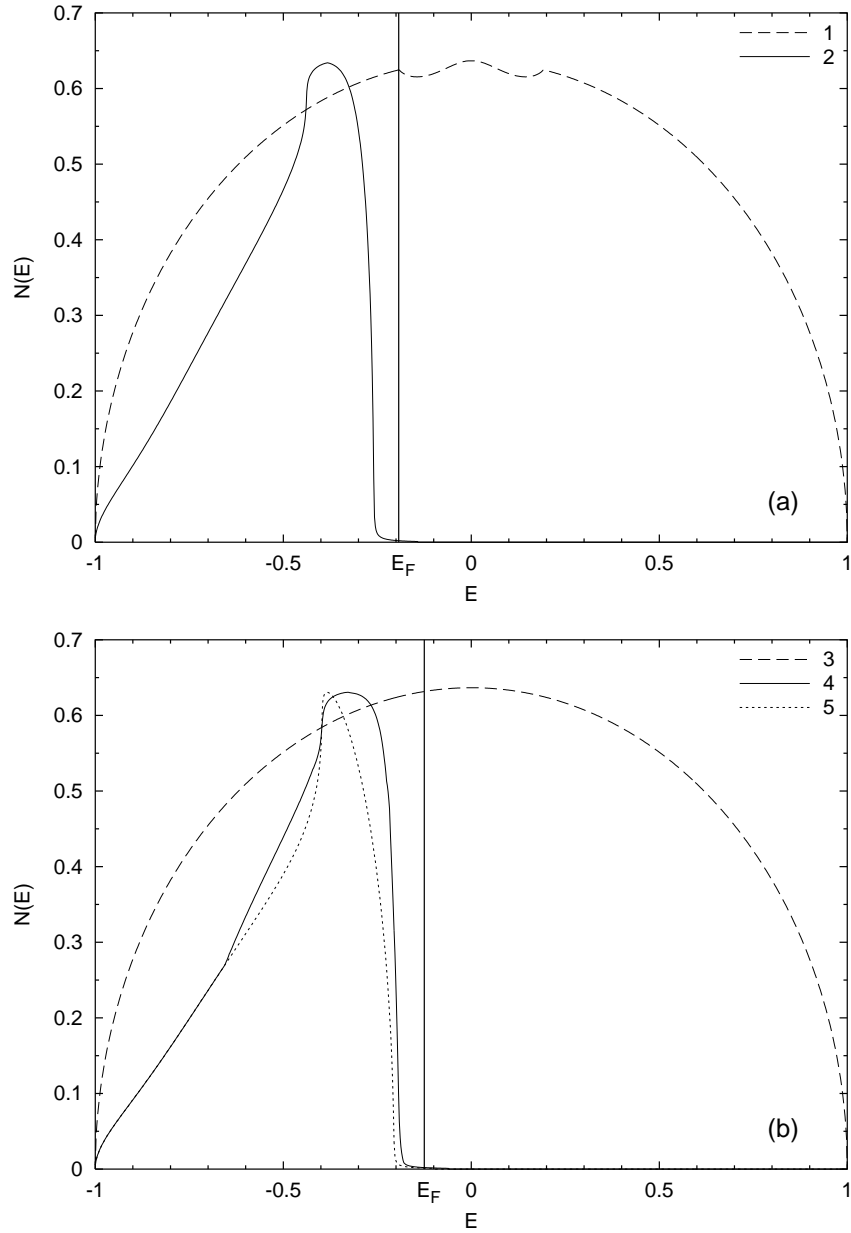


Figure 2: Density of states for the semielliptic DOS at concentration of carriers current $\delta = 0.20$. (a) line 1 ($\sigma = \uparrow$) and line 2 ($\sigma = \downarrow$) correspond to the non-self-consistent approximation with spin dynamics (10); (b) line 3 ($\sigma = \uparrow$) and line 4 ($\sigma = \downarrow$) correspond to the self-consistent approximation (15), and line 3 ($\sigma = \uparrow$) and line 5 ($\sigma = \downarrow$) to the Edwards-Hertz approximation (22).

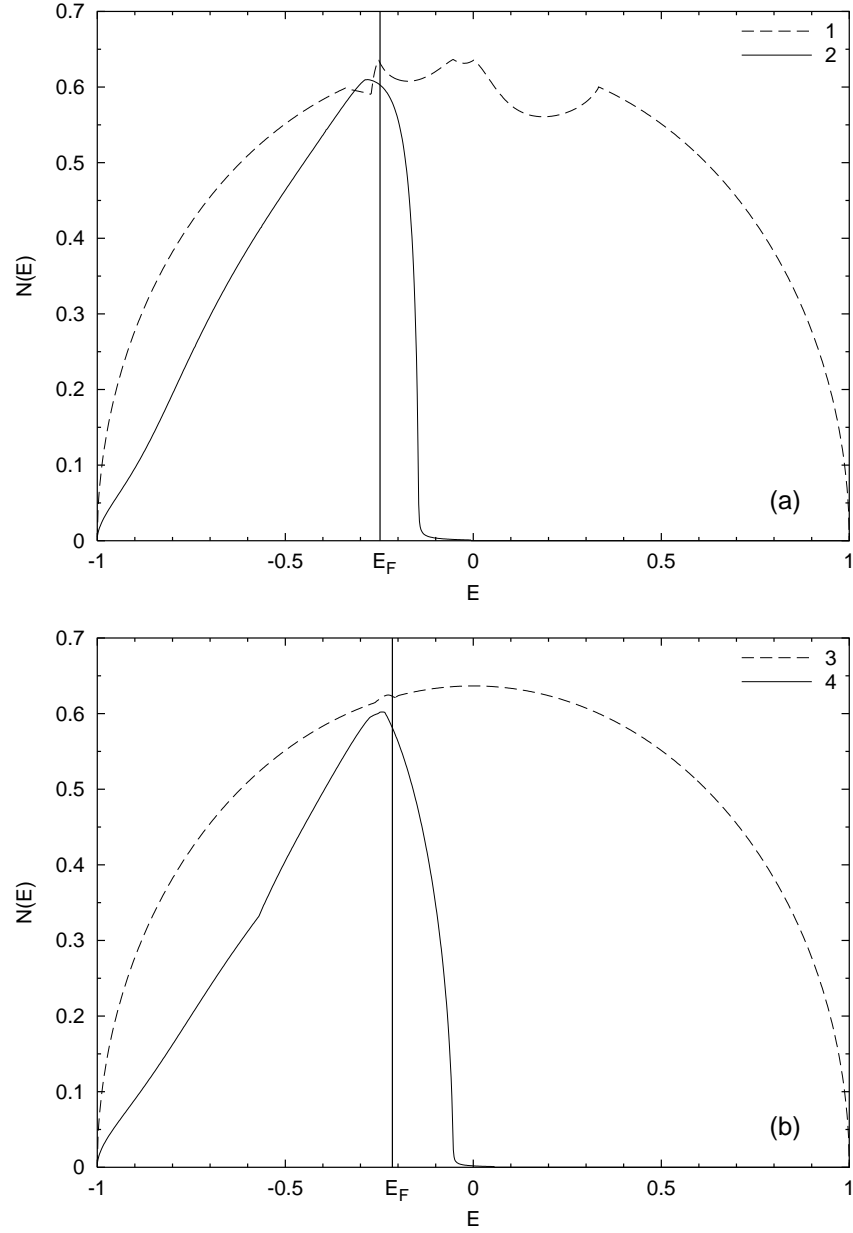


Figure 3: Density of states for the semielliptic DOS at concentration of carriers current $\delta = 0.35$. (a) line 1 ($\sigma = \uparrow$) and line 2 ($\sigma = \downarrow$) correspond to the non-self-consistent approximation with spin dynamics (10); (b) line 3 ($\sigma = \uparrow$) and line 4 ($\sigma = \downarrow$) correspond to the self-consistent approximation (15).

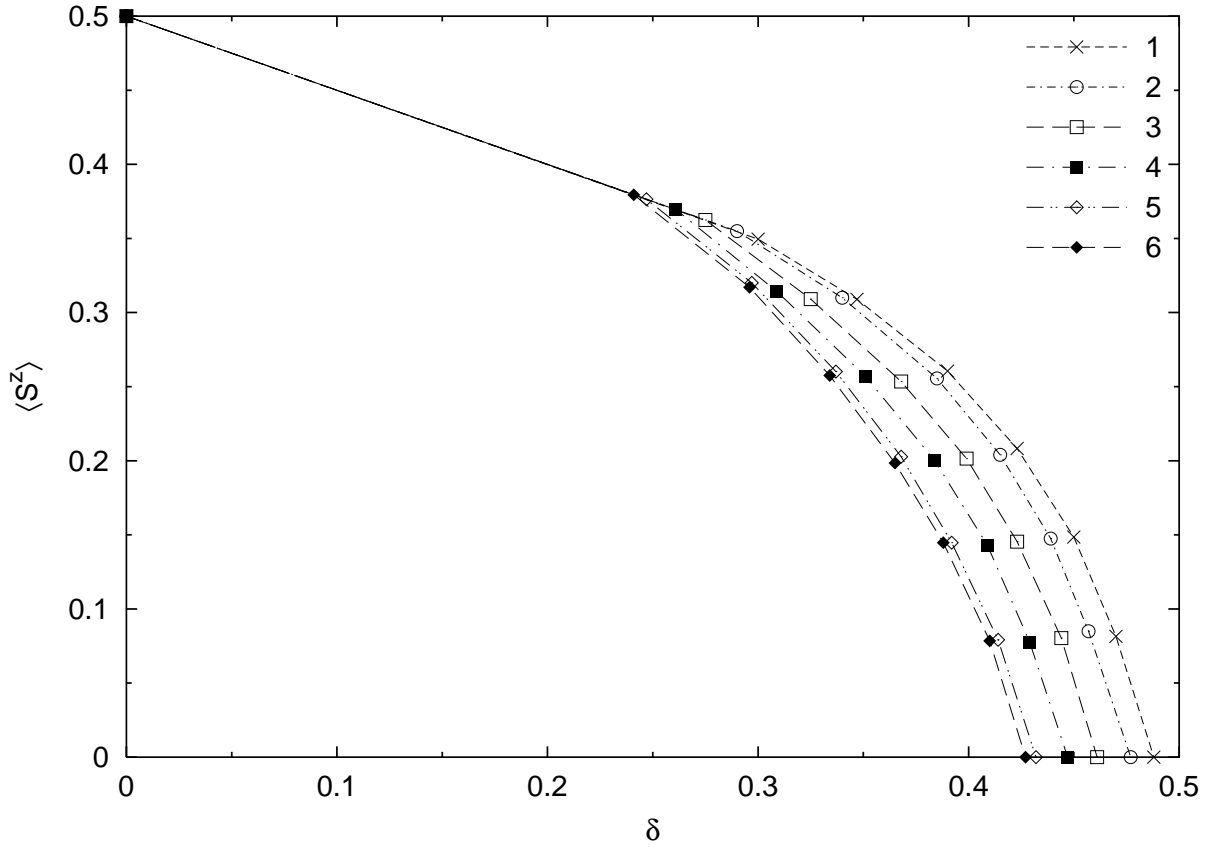


Figure 4: The dependence of the magnetization $\langle S^z \rangle$ on concentration of current carriers δ for a number of bare DOS's. Line 1 corresponds to rectangular DOS, line 2 to semielliptic DOS, lines 3, 4, 5, 6 to square, simple cubic (sc), bcc, and fcc lattices, respectively.