

# Debt Subordination and The Pricing of Credit Default Swaps

Peter B. Lee<sup>a</sup>, Mark B. Wise<sup>b</sup> and Vineer Bhansali<sup>c</sup>

(a) California Institute of Technology, Pasadena CA 91125  
peter@theory.caltech.edu

(b) California Institute of Technology, Pasadena CA 91125  
wise@theory.caltech.edu

(c) PIMCO, 840 Newport Center Drive, Suite 300  
Newport Beach, CA 92660  
bhansali@pimco.com

## Abstract

First passage models, where corporate assets undergo a random walk and default occurs if the assets fall below a threshold, provide an attractive framework for modeling the default process. Recently such models have been generalized to allow a fluctuating default threshold or equivalently a fluctuating total recovery fraction  $R$ . For a given company a particular type of debt has a recovery fraction  $R_i$  that is greater or less than  $R$  depending on its level of subordination. In general the  $R_i$  are functions of  $R$  and since, in models with a fluctuating default threshold, the probability of default depends on  $R$  there are correlations between the recovery fractions  $R_i$  and the probability of default. We end, using a simple scenario where debt of type  $i$  is subordinate to debt of type  $i-1$ , the functional dependence  $R_i(R)$  and explore how correlations between the default probability and the recovery fractions  $R_i(R)$  influence the par spreads for credit default swaps. This scenario captures the effect of debt cushion on recovery fractions.

# 1 Introduction

The Merton framework [Merton (1974)] provides an attractive approach to credit risk, relating default probabilities for corporations to their stock prices. The default process is usually modeled by assuming that the corporate assets undergo a simple random walk and the first time the assets fall below a threshold  $T$  default occurs [Black and Cox (1976), Longstaffe and Schwartz (1995), Leland and Toft (1996), etc.]. A company may have several types of debt, type  $i$  contributing  $D_i$  to a total debt  $D$  ( $\sum_i D_i = D$ ). The debt holders are weighted, by debt fraction, average recovery fraction (i.e., total recovery fraction)  $R$  is equal to  $T=D$ . If default occurred when the assets first passed a threshold equal to  $D$  then the total recovery fraction would be one. However, the total recovery fraction is typically considerably less than one and its precise value is not known until after the default actually occurs. Hence the default threshold  $T$  or equivalently the total recovery fraction  $R$  should be treated as a random variable. Recently first passage models have been generalized to include a fluctuating recovery [Pan (2001), Finkelstein, et. al. (2002)]. Expected default probabilities and par spreads  $c_i$  for credit default swaps have been computed using a first passage model with a fluctuating total recovery fraction  $R$ . The expected default probability,  $P_D(t)$ , for example, is calculated by taking the usual first passage time expression  $P_D(t|R)$  and taking its expected value over possible values for  $R$ .

Since the recovery fraction for the  $i$ 'th type of debt,  $R_i$  is not equal to  $R$  it is usually treated as a fixed independent quantity in the calculation of par spread,  $c_i$  for a default swap on corporate bonds which form the  $i$ 'th debt type<sup>1</sup>. This assumption neglects the empirical observation that recovery fractions for different classes of bonds typically depend strongly on the total recovery, and there is considerable uncertainty regarding the expected recovery for each class. We argue that the  $R_i$ 's are actually functions of  $R$  and the main purpose of this paper is to study the implications of this relationship for the pricing of credit default swaps on different subordination classes of bonds. Clearly the  $R_i$  cannot be completely independent of  $R$ . For example, since

$$\sum_i R_i D_i = R D ; \quad (1)$$

if  $R$  and the  $R_i$  go between zero and one then  $R = 0$  implies that all of the  $R_i$  are zero and  $R = 1$  then all of the  $R_i = 1$ .

In a simple scenario where debt of type  $i$  is subordinate to debt of type  $i-1$  we find the functional dependence of the  $R_i$  on  $R$  and use it to compute the par credit default swap spreads,  $c_i$ . Since the default probability  $P_D(t|R)$  depends on  $R$  and the recovery fractions  $R_i$  now also depend on  $R$  there are correlations between these two quantities which play an important role. We examine the significance of these correlations and find that they cause a substantial decrease in default swap par spreads. The effect is very dramatic for the most senior debt.

Debt cushion for debt of type  $i$  refers to the proportion of total debt occupied by those junior to it [Van de Castle and Keisman (1999)]. The simple scenario we discuss in this paper relates recovery fractions  $R_i$  to  $R$  in a way that incorporates the impact of debt

---

<sup>1</sup>For an excellent discussion on the treatment of recovery in various classes of models for credit risk see Altman et. al. (2002).

cushion on the pricing of credit default swap spreads and we find that expected recovery rates increase substantially as the debt cushion increases.

## 2 Credit Default Swaps in a First Passage Model With Fluctuating Default Threshold

We take the corporate assets  $V_t$  to undergo the Ito process,

$$\frac{dV_t}{V_t} = \alpha dt + \beta dW_t; \quad (2)$$

where,

$$E[(dW_t)^2] = dt \quad (3)$$

and  $\alpha$  is the coefficient of a drift term. The stochastic process for  $\log(V_t)$  is obtained using Ito's lemma

$$d(\log V_t) = \alpha dt + \frac{\beta^2}{2} dt + \beta dW_t; \quad (4)$$

where  $\log$  denotes the natural logarithm. Integrating over time

$$V_t = V_0 \exp\left(\alpha t + \frac{\beta^2}{2} t + \beta W_t\right); \quad (5)$$

In this paper, we set  $\alpha = 0$  so that the expected value,  $E[V_t]$  is independent of time [Pan (2001)]. Default occurs if the assets  $V_t$  fall below a threshold  $T$ . If the total corporate debt is  $D$ , the weighted by debt fraction average recovery fraction (i.e., total recovery fraction) is  $R = T/D$ . Because the total recovery fraction is not known at the initial time, the default threshold  $T$  or equivalently the total recovery fraction  $R$  is taken to be a random variable with probability distribution  $P(R)$ . The expected survival probability,  $P_S(t)$ , for the fluctuating default threshold case results from weighting the standard (i.e., fixed default threshold) first passage time expression with the probability distribution  $P(R)$ . The survival condition is  $V_t > T$  which implies that,

$$W_t > -\frac{1}{\beta} \log \frac{RD}{V_0}; \quad (6)$$

The survival probability can be deduced from the above condition since it simply leads to a constant drift Brownian motion with an absorbing barrier. Introducing the convenient notation to signify expectations of a quantity  $f(R)$  over the recovery probability density function

$$h f(R) i = \int_0^1 dR P(R) f(R); \quad (7)$$

the expected survival probability is

$$P_S(t) = h P_S(t|R) i \quad (8)$$

where

$$P_S(t;R) = \frac{B(R)}{P - \frac{B(R)}{t}} - \frac{P - 1}{2} \exp\left(-\frac{B(R)}{P - \frac{B(R)}{t}}\right) - \frac{B(R)}{P - \frac{B(R)}{t}} - \frac{P - 1}{2} : \quad (9)$$

In equation (9)

$$B(R) = \frac{1}{D} \log \frac{V_0}{R} \quad (10)$$

and  $\Phi$  is the cumulative normal distribution,

$$\Phi(a) = \frac{1}{\sqrt{2\pi}} \int_{-\infty}^a dx \exp\left(-\frac{x^2}{2}\right) : \quad (11)$$

Although there have been reports of recovery rates greater than unity, such events are rare and untypical. Hence, we take the upper limit in the range of integration in equation (7) to be  $R = 1$ . When  $V_0 = D$  is significantly greater than unity this causes an unrealistically large suppression of default probabilities at small times. It is straightforward to extend the results presented here to allow for  $R > 1$ . However a more realistic way to achieve larger default probabilities at small times is to treat  $V_0$  also as a random variable since there can be uncertainty in the initial value of the corporate assets.

The credit default swap par spread  $c_i$  for a particular type of debt labeled by  $i$  can be found by equating the expected loss due to the corporation defaulting with the credit default swap payments, which are assumed to be made continuously<sup>2</sup>. We have

$$c_i = \frac{\int_0^D (1 - R_i(R)) \frac{1}{D} P_S(0;R) \int_0^R ds \frac{\partial P_S(s;R)}{\partial R} e^{-\hat{r}(s)s}}{\int_0^D \int_0^R ds P_S(s;R) e^{-\hat{r}(s)s}} ; \quad (12)$$

where  $\hat{r}(s)$  is the spot rate of term  $s$ .

In the remainder of this section, we consider a simple scenario for the recovery rates pertinent to different classes of debt at the point of default. Consider  $N$  different classes of debts

$$D_i; \quad 1 \leq i \leq N \quad (13)$$

in the descending order of seniority such that  $D_1$  is the most senior. We have the following constraints on the debts:

$$\sum_{i=1}^N D_i = D ; \quad (14)$$

$$\sum_{i=1}^N R_i D_i = R D : \quad (15)$$

Under current U.S. bankruptcy legislation, the assets of a bankrupt firm are distributed to its creditors according to the Absolute Priority Rule [Gupton and Stein (2002)]. Senior debt holders are able to have a claim on the remaining assets before the junior holders can do

<sup>2</sup>Equation (12) can be easily generalized to spread payments that are made discretely.

so. However, in practice the actual recovery rates may depend on a "plan" agreed upon by the claimants. In this article, we apply the Absolute Priority Rule in its strictest sense. We assume that senior holders, when given the chance, are able to claim up to the full recovery rate at which point the next senior holder is able to stake a claim. For example, the most senior holder's recovery rate initially goes as  $R_1 = RD/D_1$  then caps at 1. The next senior debt holder is unable to recover any amount of the asset until  $R = D_1/D_2$ , then he recovers  $(RD - D_1)/D_2$  until the recovery rate caps at 1. Repeating this argument, one can show that for the  $i$ 'th subordinate, the recovery fraction can be expressed as

$$R_i(R) = \frac{D_i}{D_i} \left[ \sum_{j=1}^{i-1} \left( \frac{D_j}{D_i} \right) \left( \frac{R - D_j}{D_i - D_j} \right) \right] + \left( \frac{R - D_{i-1}}{D_i - D_{i-1}} \right); \quad (16)$$

$$\frac{D_i}{D_i} = \frac{D_i}{D_i} \left( \frac{R - D_{i-1}}{D_i - D_{i-1}} \right);$$

where  $1 \leq i \leq N$  and  $R \in [0,1]$ .  $\mathbb{I}(x)$  is the step function defined in the following manner:

$$\mathbb{I}(x) = \begin{cases} 1 & \text{if } x \geq 0 \\ 0 & \text{otherwise.} \end{cases} \quad (17)$$

Obviously, the general expression for the credit default swap par spread  $c_i$  given in equation (12) can accommodate any form of the recovery rate as a function of the total recovery rate on total debt. The scenario we consider with the recovery rates depending only on the seniority of the debt and the level of debt cushion should prove useful in a general framework for pricing credit default swaps. However in some cases, other factors besides the level of subordination and the amount of debt cushion will impact the relationship  $R_i(R)$ .

### 3 Numerical Results

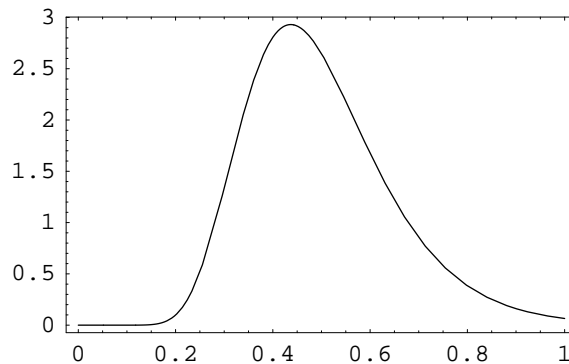


Figure 1:  $P(R)$  from recovery distribution for years 1987 to 1997.

The total recovery rate for a company is correlated with the level of default activity in the market and is dependent on numerous macroeconomic as well as company specific

factors. In this paper, we only concentrate on the effect of seniority on the recovery rates  $R_i$ . We take the total recovery rate to follow the lognormal probability distribution

$$P(R) = \frac{6.48933}{R^{9.20164}} \exp \left( -\frac{50}{9} (\log(R))^2 \right); \quad (18)$$

which was fit to recovery data from non-financial firms that defaulted from 1987 to 1997 [Finkelstein, et. al. (2002)]. Figure 1 plots  $P(R)$  in equation (18) as a function of  $R$ .

We consider a firm with initial asset to debt ratio of  $V_0/D = 2$ , asset volatility  $\sigma = 0.4$  and capital structure composed of three types of debt with,  $D_1/D = 0.5$ ,  $D_2/D = 0.1$  and  $D_3/D = 0.4$ . We have chosen the debt cushion for debt of type 1 to be 50% so that its average recovery rate of 88% is significantly less than unity. For example, a debt cushion of 75% implies an average recovery rate  $\langle R_1(R) \rangle$  of nearly 100% and a 25% debt cushion yields average recovery rate of 65%. If we identify debt of type 1 with bank loans, these average recovery rates are in reasonable agreement with the results reported by Van de Castle and Keisman (1999).

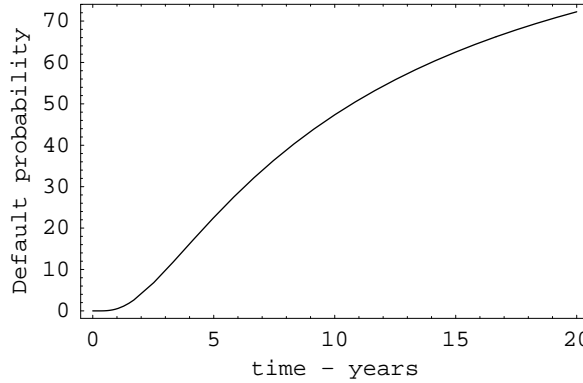


Figure 2: Cumulative default probability (in percent) versus time (in years) with  $P(R)$  given in Figure 1 and parameters  $V_0/D = 2$ ,  $\sigma = 0.4$ .

Using  $P(R)$  shown in Figure 1 its cumulative expected default probability,  $P_D(t) = 1 - P_S(t)$ , is plotted in Figure 2 as a function of time  $t$ . Note the suppression at small times. For example,  $P_D(1\text{yr})$  is only 0.5%. As we remarked earlier this occurs because  $V_0/D$  is significantly greater than unity and fluctuations of  $R$  greater than 1 are forbidden. Small time expected default probabilities could be increased by generalizing the model to include a fluctuating value for the initial assets that allows  $V_0$  to be near  $D$ .

The effect of debt subordination on the pricing of credit default swaps for this firm's debt is illustrated in Figure 3, where the par spreads,  $c_i$  are plotted as a function of debt maturity. The lower curve is for debt of type 1, middle curve for debt of type 2 and the upper curve is for the least senior debt of type 3.

The correlations between recovery rates  $R_i(R)$  and default probability  $P_D(t|R) =$

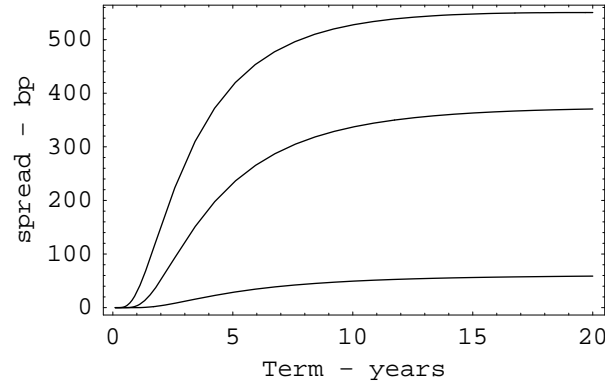


Figure 3: Annualized credit default spreads (in bps) versus maturity (in years) for  $D_1=D = 0.5, D_2=D = 0.1, D_3=D = 0.4, V_0=D = 2, \hat{r}(s) = 0.05$  and  $\beta = 0.4$ .

1  $P_S(t;R)$  are defined by

$$c_i(t) = \frac{hR_i(R)P_D(t;R)i}{hR_i(R)^2i} - \frac{hR_i(R)hP_D(t;R)i}{hP_D(t;R)^2i}; \quad (19)$$

and they are plotted in Figure 4 as a function of time. The correlations are positive since both the cumulative default probability  $P_D(t;R)$  and the recovery fractions  $R_i(R)$  are increasing functions of total recovery fraction  $R$ . These strong correlations lead to a substantial reduction in par spreads for credit default swaps.

In Figure 5, we demonstrate the effect of including the correlation between  $R_i(R)$  and  $P_D(t;R)$  on the pricing of credit default swaps. The solid curve plots the  $c_i$ 's with the correlation included and the dotted curve plots the  $c_i$ 's with  $R_i(R)$  in equation (12) set to the constant expected recovery value  $hR_i(R)i$ . The correlation substantially decreases credit default par spread values. For example, with the parameters we have chosen the cumulative 5yr default probability for the company is 23% and the par spread for a 5 yr credit default swap on the type 2 debt is  $c_2 = 232bp$ . However if  $R_2(R)$  is replaced by  $hR_2(R)i = 32\%$  in equation (12), then one finds  $c_2 = 322bp$ .

The effect of this correlation is more significant for the most senior type 1 debt. In that case the recovery is one unless  $R$  has fluctuated below 0.5. The credit spread then only gets a contribution from this region of  $R$  integration in equation (12). But for  $R$  in this region the default probability is small resulting in a small credit default swap par spread. For example, for a 5yr maturity default swap we find that  $c_1$  is only 29bp, however if  $R_1(R)$  is replaced by  $hR_1(R)i = 88\%$  in equation (12) then one finds the much larger value  $c_1 = 57bp$ . The very large suppression of credit spreads for the most senior debt caused by the correlation between  $R_i(R)$  and  $P_D(t;R)$  may indicate a problem with the general picture where corporate assets have a fixed initial value, undergo a simple random walk in time, default occurs when the asset value first crosses a threshold, the uncertainty of recovery is associated with universal fluctuations in the default threshold and credit default swap spreads are computed by equating expected cash flows.

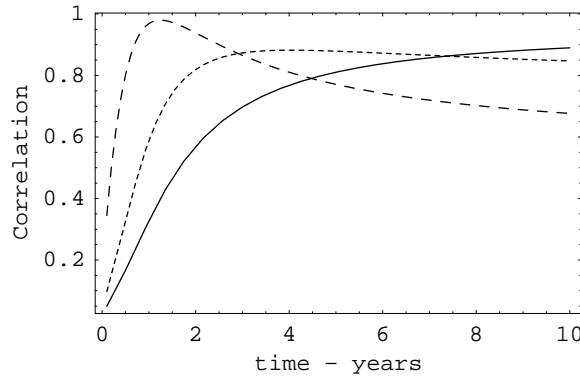


Figure 4: Correlations  $\rho_i(t)$  of cumulative default probability and the recovery rates  $R_i$ . The solid curve is for  $i=1$ , short dashed  $i=2$  and the long dashed is for  $i=3$ .

## 4 Conclusion

Within the context of a first passage default model with a fluctuating default threshold we have explored the implications of the correlation between the recovery fraction for a particular type of debt  $R_i(R)$  and the default probability  $P_D(t|R)$  for the pricing of credit default swaps.

A fluctuating default threshold is equivalent to a fluctuating total recovery rate  $R$ . In general a company has several types of debt  $D_i$  each with a different recovery rate  $R_i$  and the total recovery rate satisfies  $RD = \sum_i R_i D_i$ , where  $D$  is the total debt. In a simple scenario where debt of type  $i$  is subordinate to debt of type  $i-1$ , we explicitly derived the functional relationship  $R_i(R)$ . The impact of debt cushion on recovery rate has been known for some time, and this scenario captures its effect on the pricing of credit default swap spreads. Using a form for the probability of total recovery  $P(R)$  suggested by historical data, we calculated par spreads  $c_i$  for credit default swaps on corporate bonds with different levels of subordination. We found that the correlation between  $R_i(R)$  and  $P_D(t|R)$  dramatically decreases the par spreads for credit default swaps and this effect is greatest for the most senior debt.

As Figure 4 shows there is a positive correlation between recovery rates  $R_i(R)$  and default probabilities  $P_D(t|R)$  since both these quantities are increasing functions of the total recovery fraction  $R$ . There is mounting empirical evidence for a negative correlation between default probabilities and recovery rates [Frye (2000a), Frye (2000b), Altman (2001), Carey and Gordy (2001), Hamilton et. al. (2001), and Altman and Brady (2002)]. However, it is possible to accommodate this empirically observed behavior within the general class of models we are discussing. For example, default probability can increase by increasing  $\sigma$  and one could introduce a correlation where companies with a larger asset volatility have a lower mean default threshold. Also, if the initial value of the assets  $V_0$  is viewed as uncertain then, provided companies with a wider probability distribution for the initial asset value have a lower mean default threshold, there would be a negative correlation between default



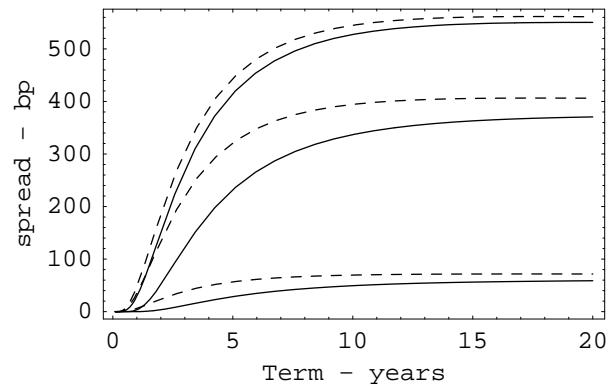


Figure 5: Credit default spreads (in bps) versus maturity (in years) for  $hR_1 = 0.38$ ,  $hR_2 = 0.32$ ,  $hR_3 = 0.06$  with the same parameters as in Figure 1. Solid curve is with correlation and dotted curve is without.

probability and recovery. These possible extensions of the simple model discussed in this paper share the feature that one does not take total recovery probabilities for all companies from a universal recovery probability distribution  $P(R)$ . Even in such extensions of the model explicitly discussed in this paper the functional dependence of the recovery rates for particular types of debt  $R_i$  on the total recovery rate (on the total debt)  $R$  will play an important role in the correct pricing of credit default swaps.

## References

- Altman (2001), Altman High Yield Bond and Default Study, Solomon Smith Barney, U.S. Fixed Income High Yield Report, July.
- Altman, E. and Brady, B. (2002), Explaining Aggregate Recovery Rates on Corporate Bond Defaults, NYU Salomon Center Working Paper Series.
- Altman, E., Brady, B., Resti, A. and Sironi, A. (2002) The Link between Default and Recovery Rates: Implications for Credit Risk Models and Procyclicality, working paper.
- Black, F. and Cox, J. (1976) Valuing Corporate Securities: Some Effects of Bond Indenture Provisions, *Journal of Finance*, 31, 351-367.
- Carey, M. and Gordy, M. (2001) Systematic Risk in Recoveries on Defaulted Debt, working paper presented at the 2001 Financial Management Association Meetings, Toronto, October 20.
- Finkelstein, V., Lardy, J.P., Pan, G., Ta, T. and Tierney, J. (2002), Credit Grades Technical Document, edited by C. Finner.
- Frye, J. (2000a) Collateral Damage Detected, Federal Reserve Bank of Chicago, Working Paper, Emerging Issues Series, October 1-14.

- Frye, J. (2000b) Depressing Recoveries, Federal Reserve Bank of Chicago, Risk, January.
- Gupton, G. and Stein, R. (2002) LossCalc: Moody's Model for Predicting Loss Given Default (LGD), Moody's Investors Service, February.
- Hamilton, D., Gupton, G., and Berthault, A. (2001) Default and Recovery Rates of Corporate Bond Issuers: 2000, Moody's Investment Service, February.
- Leland, H. and Toft, K. (1996) Optimal Capital Structure, Endogenous Bankruptcy and the Term Structure of Credit Spreads, Journal of Finance, 51, 987-1019.
- Merton, R. (1974), On Pricing of Corporate Debt: The Risk Structure of Interest Rates, Journal of Finance 29, 449-470.
- Longstaffe, F. and Schwartz, E. (1995) A Simple Approach to Valuing Risky Floating Rate Debt, Journal of Finance, 50, 789-819.
- Pan, G. (2001) Equity to Credit Pricing, Risk, 99-102, November.
- Van de Castle, K. and Keisman, D. (1999) Recovering Your Money: Insights Into Losses From Defaults, Standard & Poor's Credit Week, June.